WEEK ENDING
MAY 29, 2026

ASI Conversion chart - AWEX Prices to USD Per Pound

MARKET INDICATOR CHANGE		US $/LB.		Clean on floor			
CATEGORY		5/29/2026		5/22/2026		Change	
		A$	US$	A$	US$	A$	US$
EASTERN	MI	$ 8.77	$ 6.28	$ 8.53	$ 6.06	0.24	0.22
Micron							
17		$ 12.14	$ 8.69	$ 11.91	$ 8.46	0.23	0.23
18		$ 11.67	$ 8.36	$ 11.42	$ 8.12	0.24	0.23
19		$ 10.80	$ 7.73	$ 10.49	$ 7.45	0.31	0.28
20		$ 9.89	$ 7.08	$ 9.62	$ 6.84	0.27	0.25
21		$ 9.72	$ 6.96	$ 9.50	$ 6.75	0.22	0.21
22		$ 8.32	$ 5.96	$ 8.32	$ 5.92	0.00	0.04
23		$ 9.41	$ 6.74	$ 9.38	$ 6.67	0.03	0.07
24		$ 7.62	$ 5.46	$ 7.13	$ 5.07	0.49	0.39
25		$ 5.84	$ 4.18	$ 5.01	$ 3.56	0.83	0.62
26		$ 4.76	$ 3.41	$ 4.49	$ 3.19	0.28	0.22
28		$ 3.56	$ 2.55	$ 3.47	$ 2.47	0.09	0.08
30		$ 2.92	$ 2.09	$ 2.81	$ 2.00	0.10	0.09
32		$ 2.47	$ 1.77	$ 2.46	$ 1.75	0.01	0.02
MC		$ 5.37	$ 3.84	$ 5.23	$ 3.72	0.14	0.13
CURRENCY (US $/A $)			$ 0.7161		$ 0.7108		0.0053

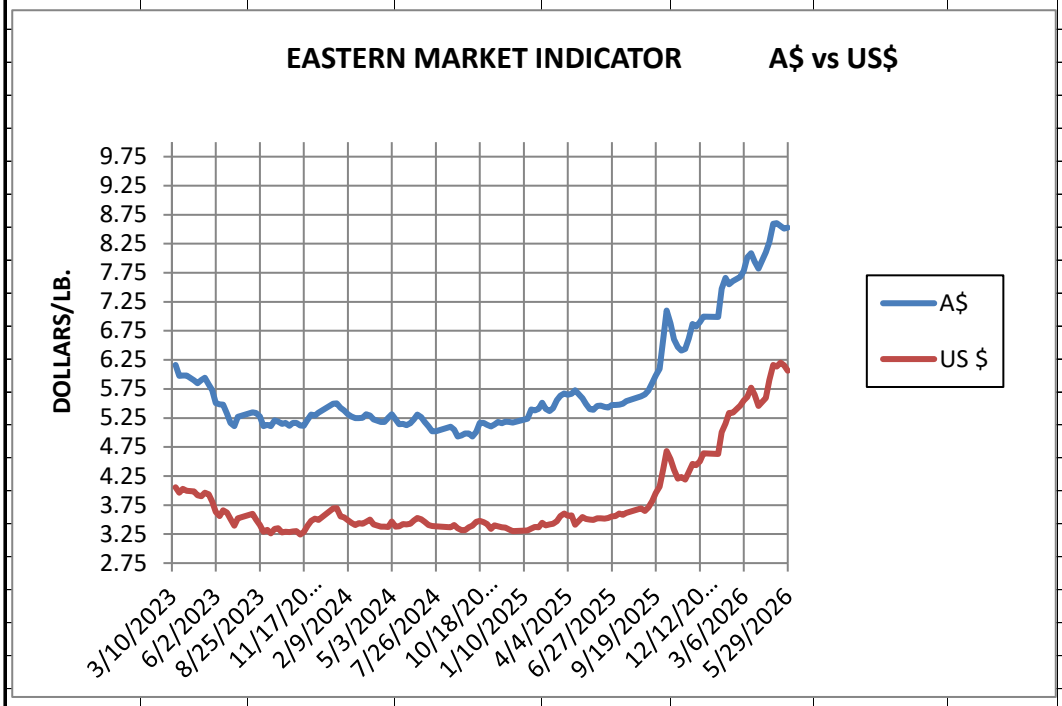

"Compiled by: American Sheep Industry Association.

WEEK ENDING
MAY 29, 2026

Information source: Wooltrak, Australian Wool Exchange, Weekly Market Review."	

WEEK ENDING
MAY 22, 2026

MARKET INDICATOR CHANGES US $/LB. Clean on floor

CATEGORY	5/29/2026		5/22/2026		Change	
	A$	US$	A$	US$	A$	US$
EASTERN MI	$ 8.77	$ 6.28	$ 8.53	$ 6.06	0.24	0.22
Micron						
17	$ 12.14	$ 8.69	$ 11.91	$ 8.46	0.23	0.23
18	$ 11.67	$ 8.36	$ 11.42	$ 8.12	0.24	0.23
19	$ 10.80	$ 7.73	$ 10.49	$ 7.45	0.31	0.28
20	$ 9.89	$ 7.08	$ 9.62	$ 6.84	0.27	0.25
21	$ 9.72	$ 6.96	$ 9.50	$ 6.75	0.22	0.21
22	$ 8.32	$ 5.96	$ 8.32	$ 5.92	0.00	0.04
23	$ 9.41	$ 6.74	$ 9.38	$ 6.67	0.03	0.07
24	$ 7.62	$ 5.46	$ 7.13	$ 5.07	0.49	0.39
25	$ 5.84	$ 4.18	$ 5.01	$ 3.56	0.83	0.62
26	$ 4.76	$ 3.41	$ 4.49	$ 3.19	0.28	0.22
28	$ 3.56	$ 2.55	$ 3.47	$ 2.47	0.09	0.08
30	$ 2.92	$ 2.09	$ 2.81	$ 2.00	0.10	0.09
32	$ 2.47	$ 1.77	$ 2.46	$ 1.75	0.01	0.02
MC	$ 5.37	$ 3.84	$ 5.23	$ 3.72	0.14	0.13
CURRENCY (US $/A $)		$ 0.7161		$ 0.7237		-0.0076

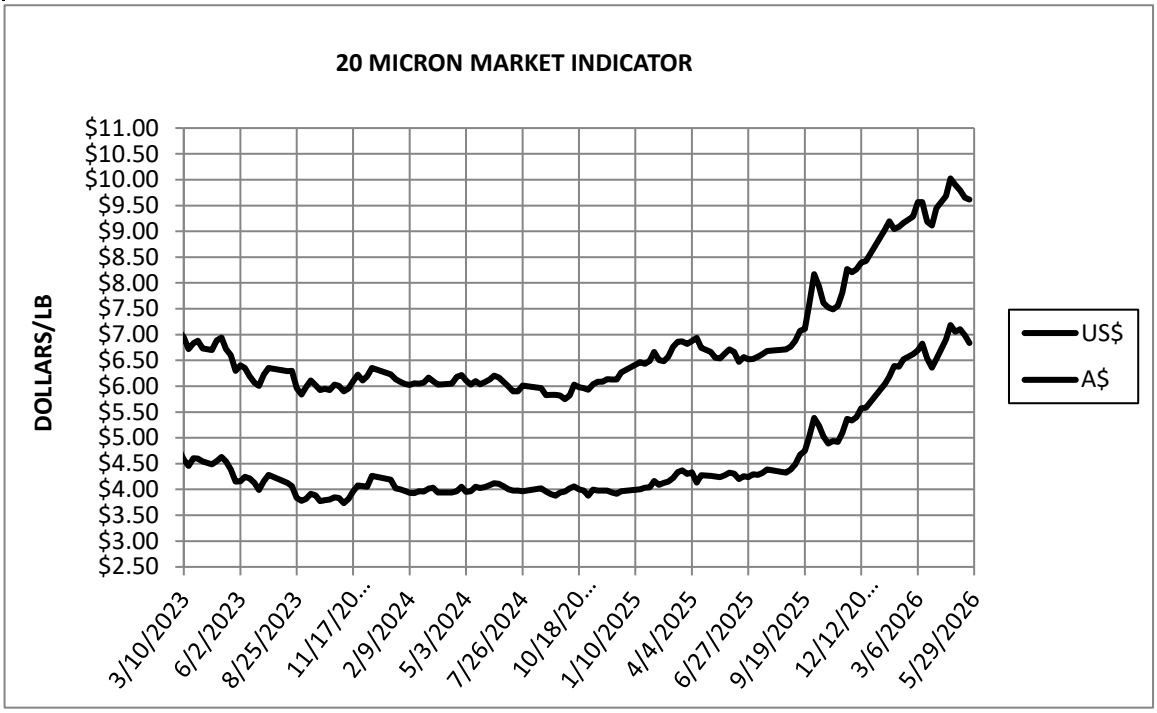

"Compiled by: American Sheep Industry Association.
Information source: Wooltrak, Australian Wool Exchange, Weekly Market Review."

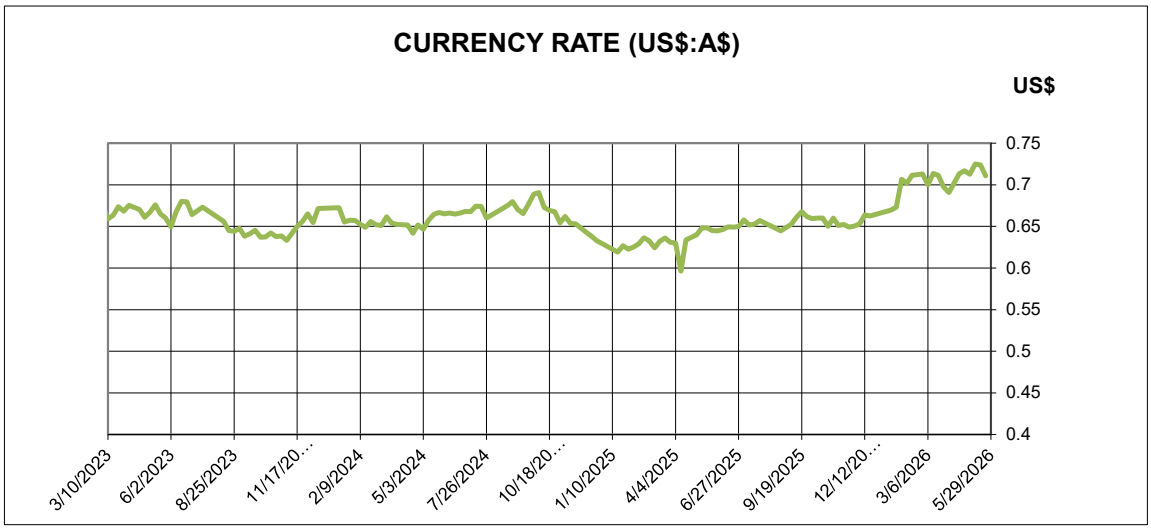
CURRENCY RATE (US$:A$)
US$
0.75
0.7
0.65
0.6
0.55
0.5
0.45
0.4
3/10/2023
6/2/2023
8/25/2023
11/17/20…
2/9/2024
5/3/2024
7/26/2024
10/18/20…
1/10/2025
4/4/2025
6/27/2025
9/19/2025
12/12/20…
3/6/2026
5/29/2026

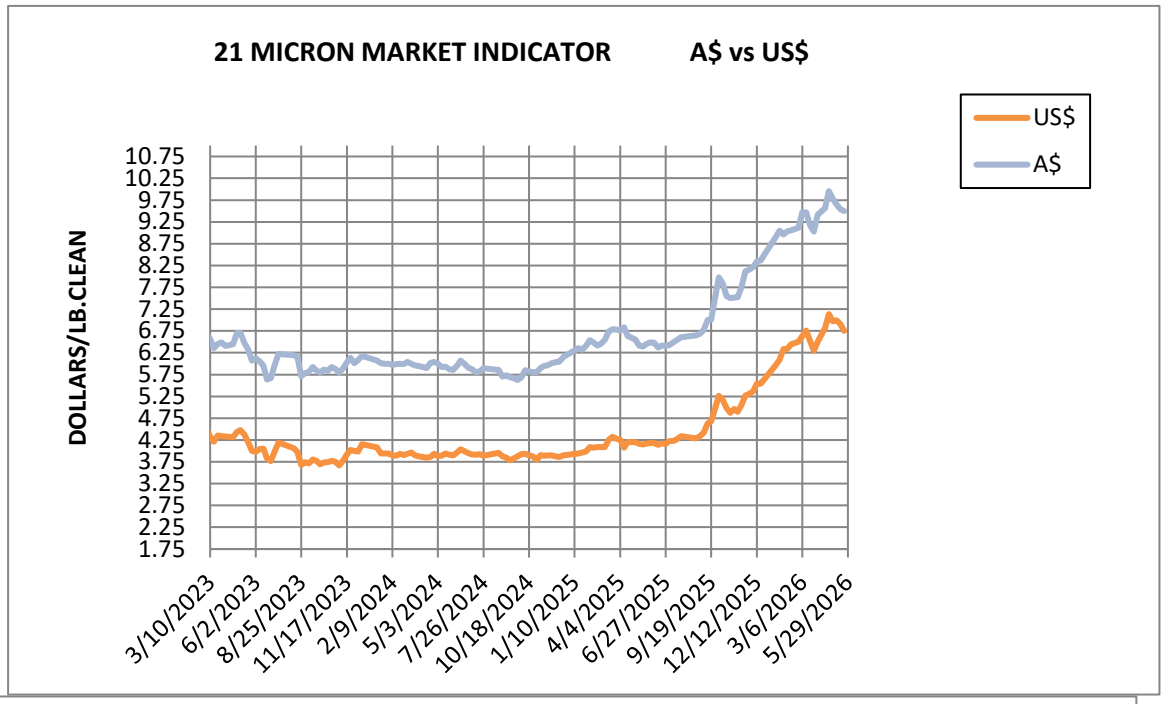
21 MICRON MARKET INDICATOR
A$ vs US$
US$
A$
DOLLARS/LB.CLEAN
10.75
10.25
9.75
9.25
8.75
8.25
7.75
7.25
6.75
6.25
5.75
5.25
4.75
4.25
3.75
3.25
2.75
2.25
1.75
3/10/2023
6/2/2023
8/25/2023
11/17/2023
2/9/2024
5/3/2024
7/26/2024
10/18/2024
1/10/2025
4/4/2025
6/27/2025
9/19/2025
12/12/2025
3/6/2026
5/29/2026

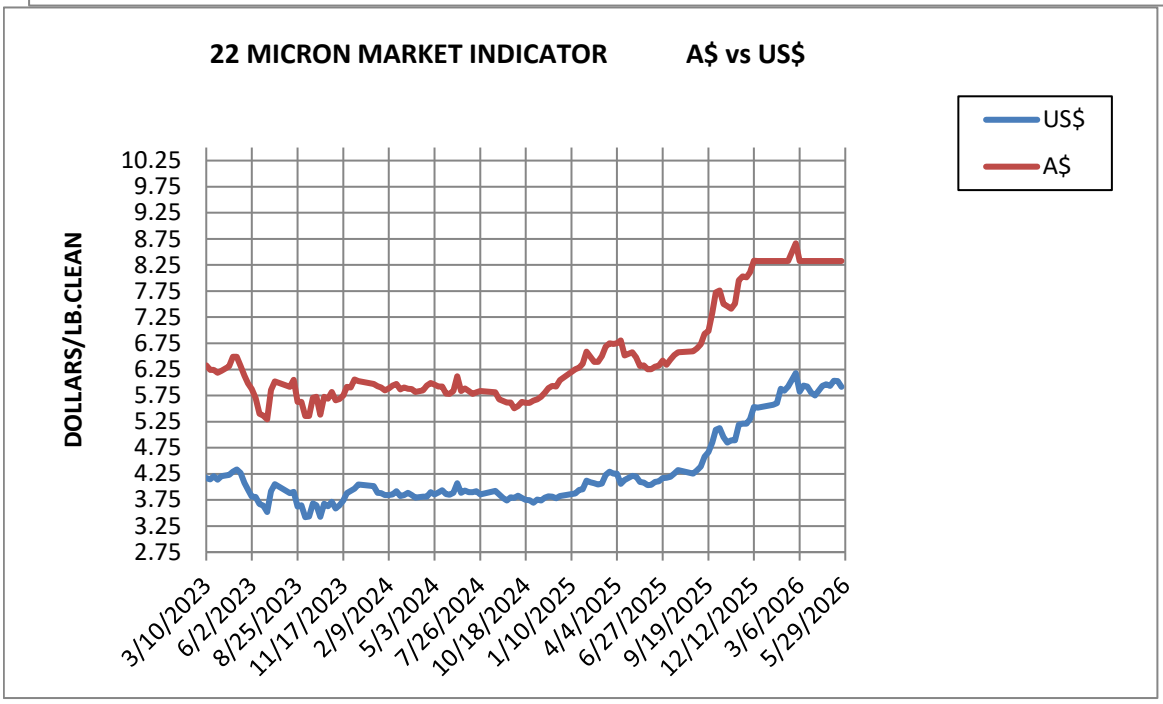
22 MICRON MARKET INDICATOR
A$ vs US$
US$
A$
DOLLARS/LB.CLEAN
10.25
9.75
9.25
8.75
8.25
7.75
7.25
6.75
6.25
5.75
5.25
4.75
4.25
3.75
3.25
2.75
3/10/2023
6/2/2023
8/25/2023
11/17/2023
2/9/2024
5/3/2024
7/26/2024
10/18/2024
1/10/2025
4/4/2025
6/27/2025
9/19/2025
12/12/2025
3/6/2026
5/29/2026

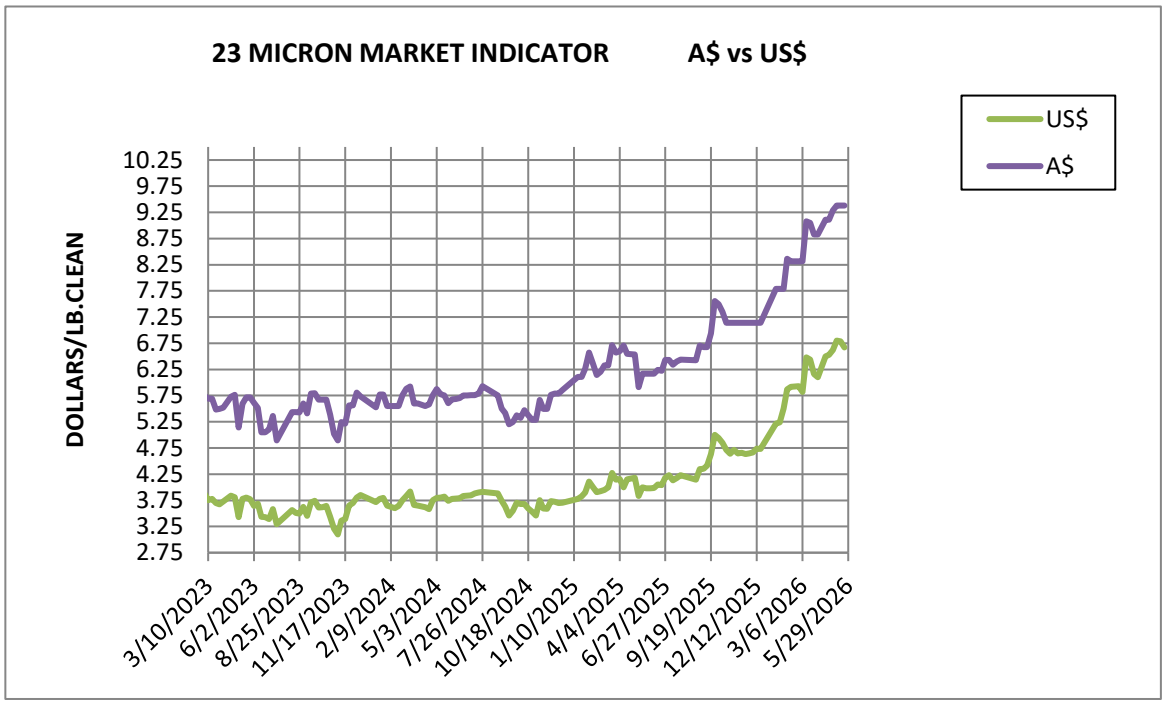
23 MICRON MARKET INDICATOR
A$ vs US$
US$
A$
DOLLARS/LB.CLEAN
10.25
9.75
9.25
8.75
8.25
7.75
7.25
6.75
6.25
5.75
5.25
4.75
4.25
3.75
3.25
2.75
3/10/2023
6/2/2023
8/25/2023
11/17/2023
2/9/2024
5/3/2024
7/26/2024
10/18/2024
1/10/2025
4/4/2025
6/27/2025
9/19/2025
12/12/2025
3/6/2026
5/29/2026

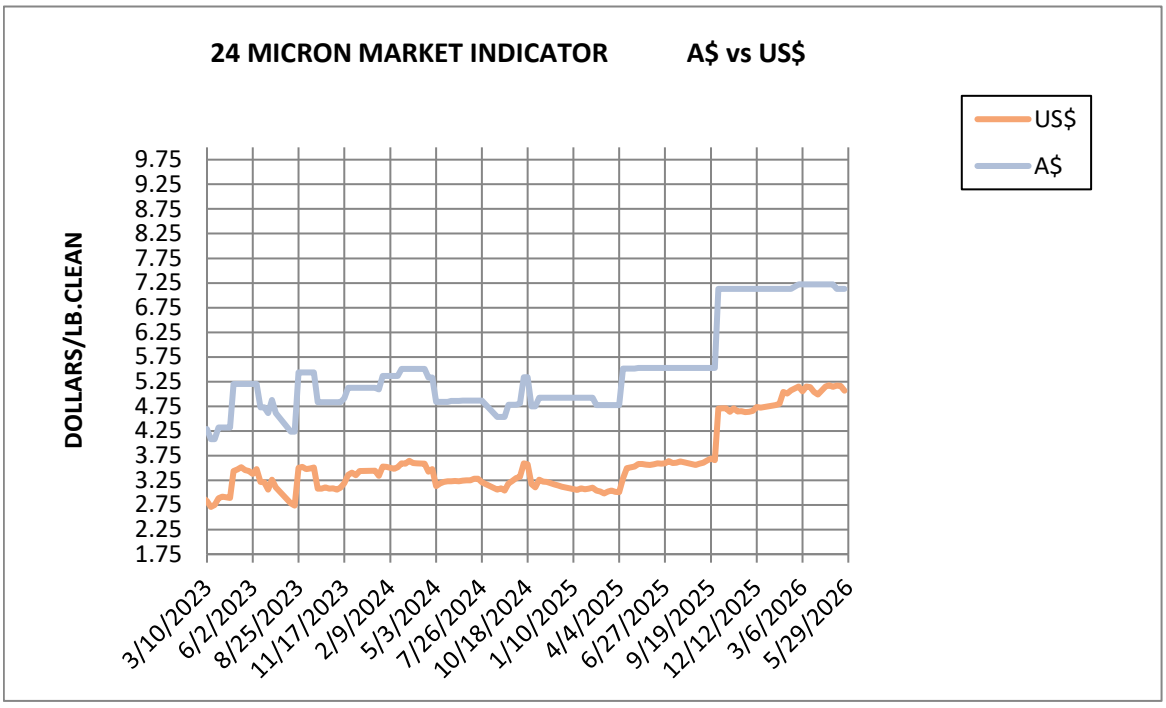
24 MICRON MARKET INDICATOR
A$ vs US$
US$
A$
DOLLARS/LB.CLEAN
9.75
9.25
8.75
8.25
7.75
7.25
6.75
6.25
5.75
5.25
4.75
4.25
3.75
3.25
2.75
2.25
1.75
3/10/2023
6/2/2023
8/25/2023
11/17/2023
2/9/2024
5/3/2024
7/26/2024
10/18/2024
1/10/2025
4/4/2025
6/27/2025
9/19/2025
12/12/2025
3/6/2026
5/29/2026

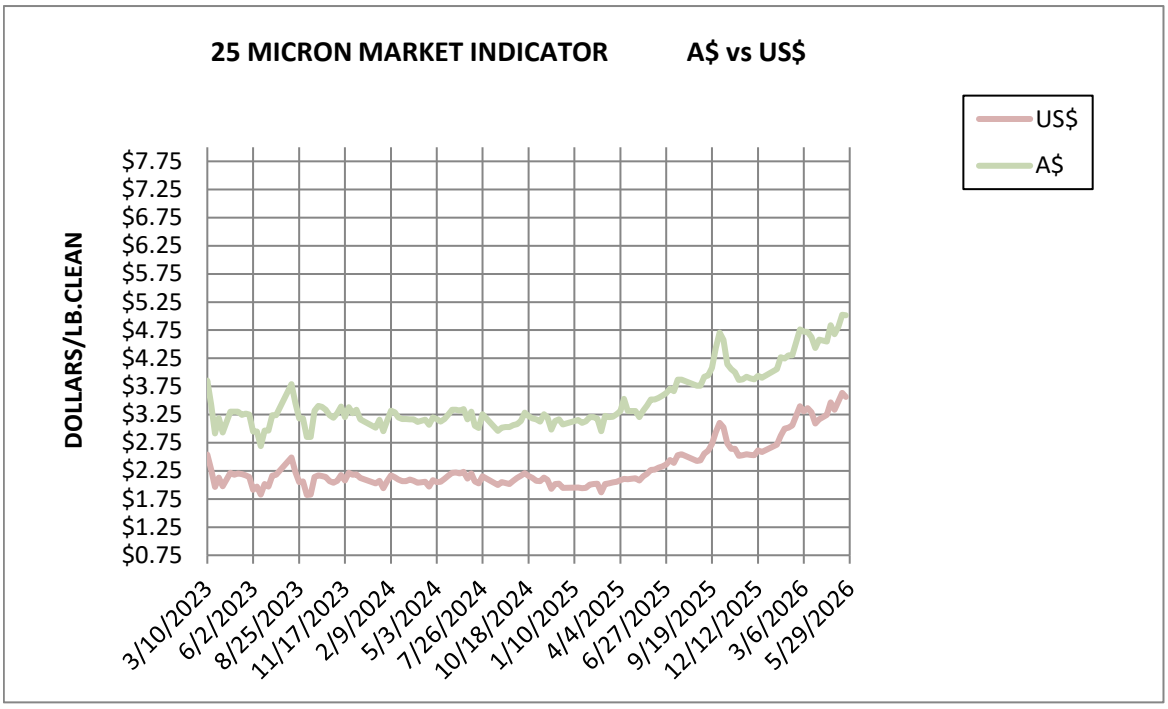
25 MICRON MARKET INDICATOR
A$ vs US$
US$
A$
DOLLARS/LB.CLEAN
$7.75
$7.25
$6.75
$6.25
$5.75
$5.25
$4.75
$4.25
$3.75
$3.25
$2.75
$2.25
$1.75
$1.25
$0.75
3/10/2023
6/2/2023
8/25/2023
11/17/2023
2/9/2024
5/3/2024
7/26/2024
10/18/2024
1/10/2025
4/4/2025
6/27/2025
9/19/2025
12/12/2025
3/6/2026
5/29/2026

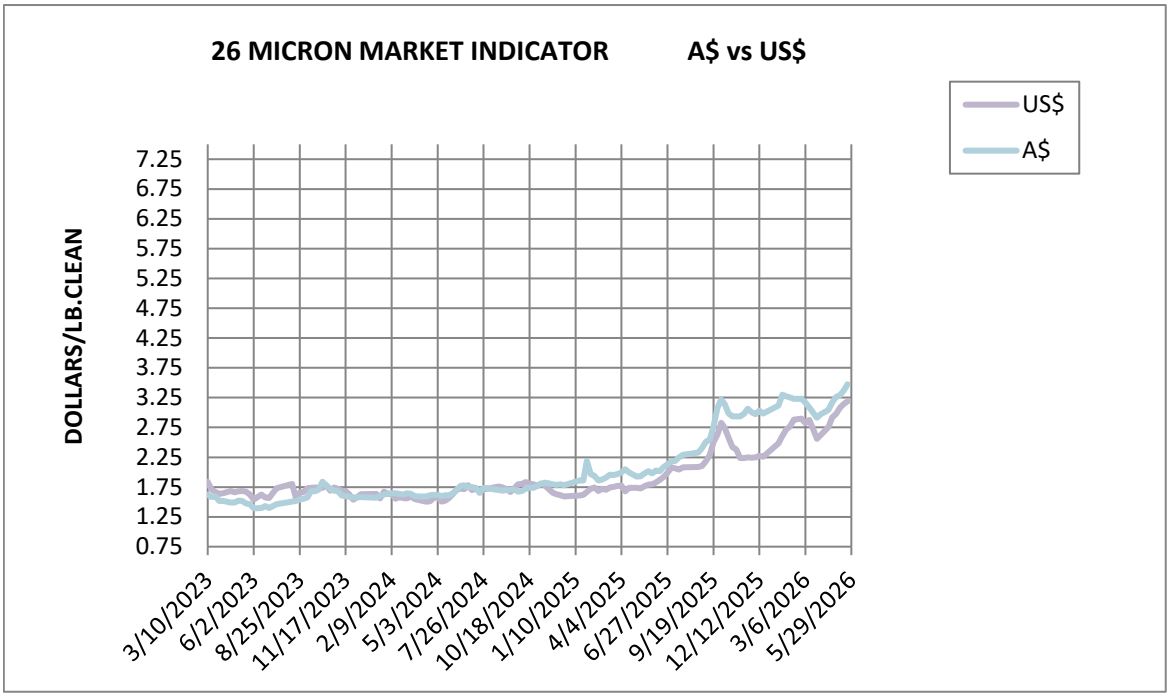
26 MICRON MARKET INDICATOR
A$ vs US$
US$
A$
DOLLARS/LB.CLEAN
7.25
6.75
6.25
5.75
5.25
4.75
4.25
3.75
3.25
2.75
2.25
1.75
1.25
0.75
3/10/2023
6/2/2023
8/25/2023
11/17/2023
2/9/2024
5/3/2024
7/26/2024
10/18/2024
1/10/2025
4/4/2025
6/27/2025
9/19/2025
12/12/2025
3/6/2026
5/29/2026

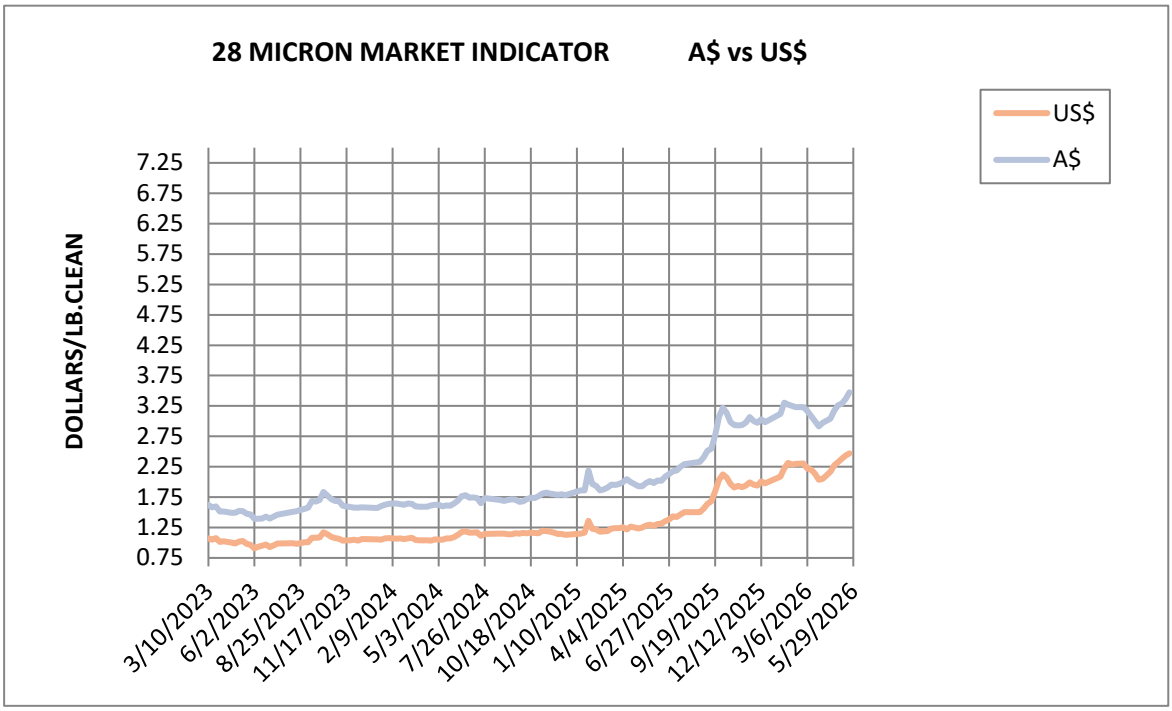
28 MICRON MARKET INDICATOR
A$ vs US$
US$
A$
DOLLARS/LB.CLEAN
7.25
6.75
6.25
5.75
5.25
4.75
4.25
3.75
3.25
2.75
2.25
1.75
1.25
0.75
3/10/2023
6/2/2023
8/25/2023
11/17/2023
2/9/2024
5/3/2024
7/26/2024
10/18/2024
1/10/2025
4/4/2025
6/27/2025
9/19/2025
12/12/2025
3/6/2026
5/29/2026

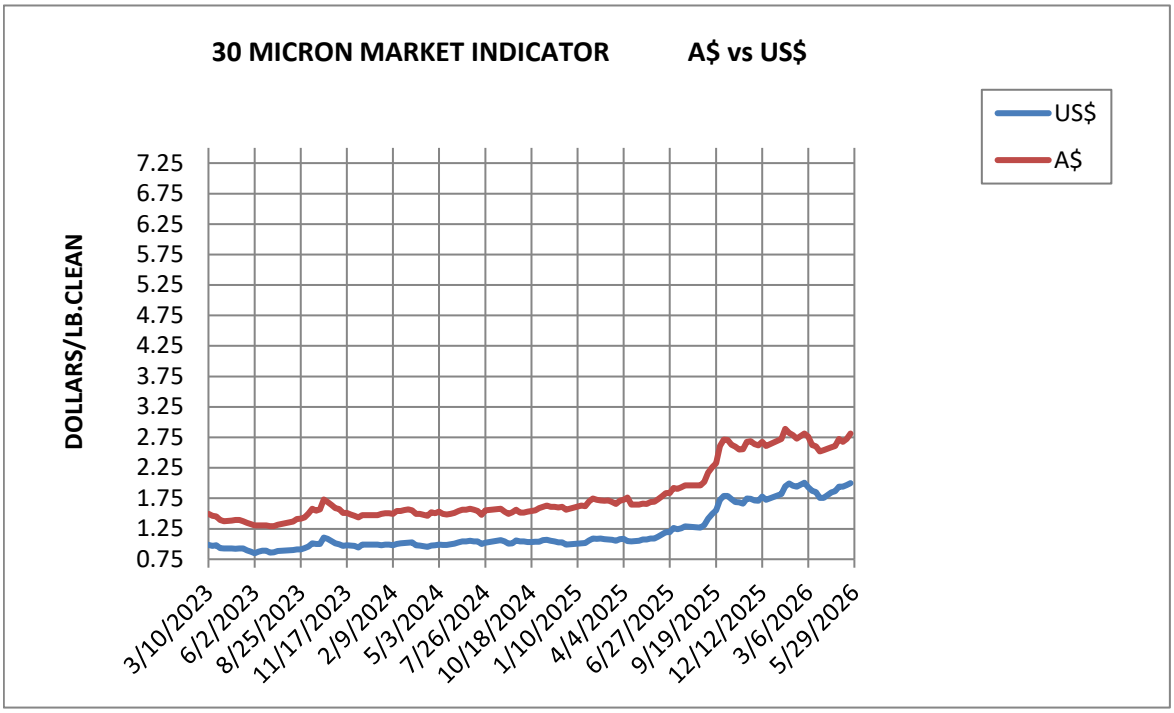
30 MICRON MARKET INDICATOR
A$ vs US$
US$
A$
DOLLARS/LB.CLEAN
7.25
6.75
6.25
5.75
5.25
4.75
4.25
3.75
3.25
2.75
2.25
1.75
1.25
0.75
3/10/2023
6/2/2023
8/25/2023
11/17/2023
2/9/2024
5/3/2024
7/26/2024
10/18/2024
1/10/2025
4/4/2025
6/27/2025
9/19/2025
12/12/2025
3/6/2026
5/29/2026

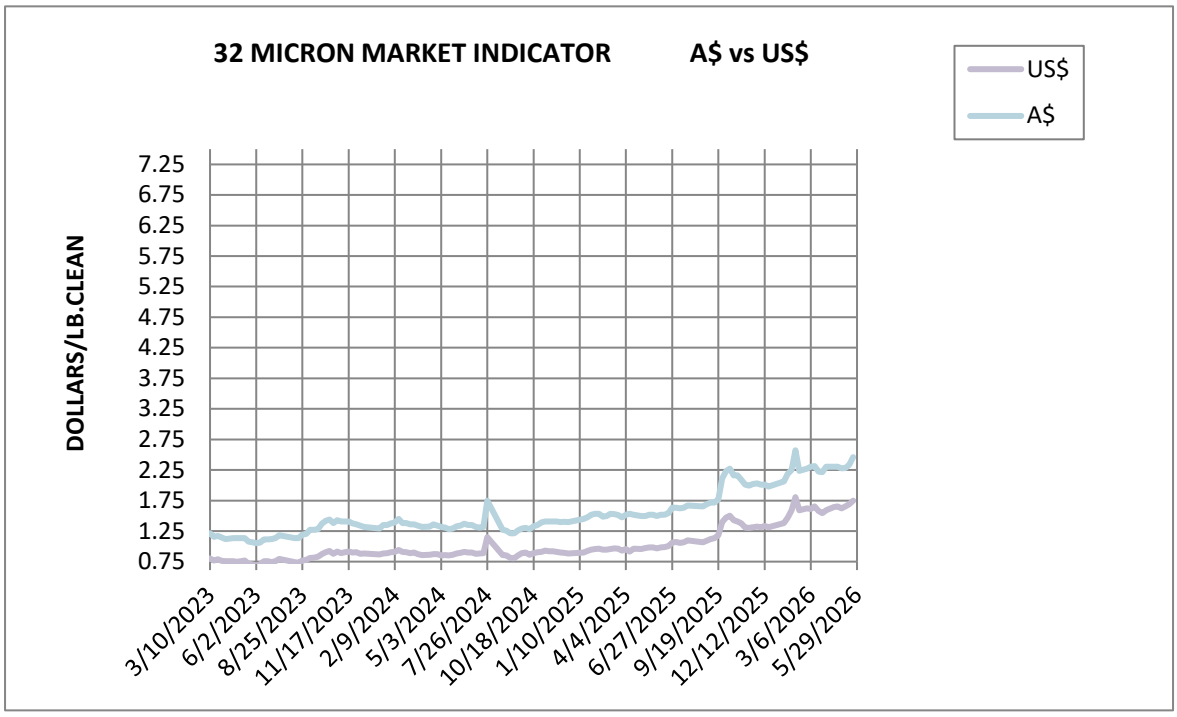
32 MICRON MARKET INDICATOR
A$ vs US$
US$
A$
DOLLARS/LB.CLEAN
7.25
6.75
6.25
5.75
5.25
4.75
4.25
3.75
3.25
2.75
2.25
1.75
1.25
0.75
3/10/2023
6/2/2023
8/25/2023
11/17/2023
2/9/2024
5/3/2024
7/26/2024
10/18/2024
1/10/2025
4/4/2025
6/27/2025
9/19/2025
12/12/2025
3/6/2026
5/29/2026

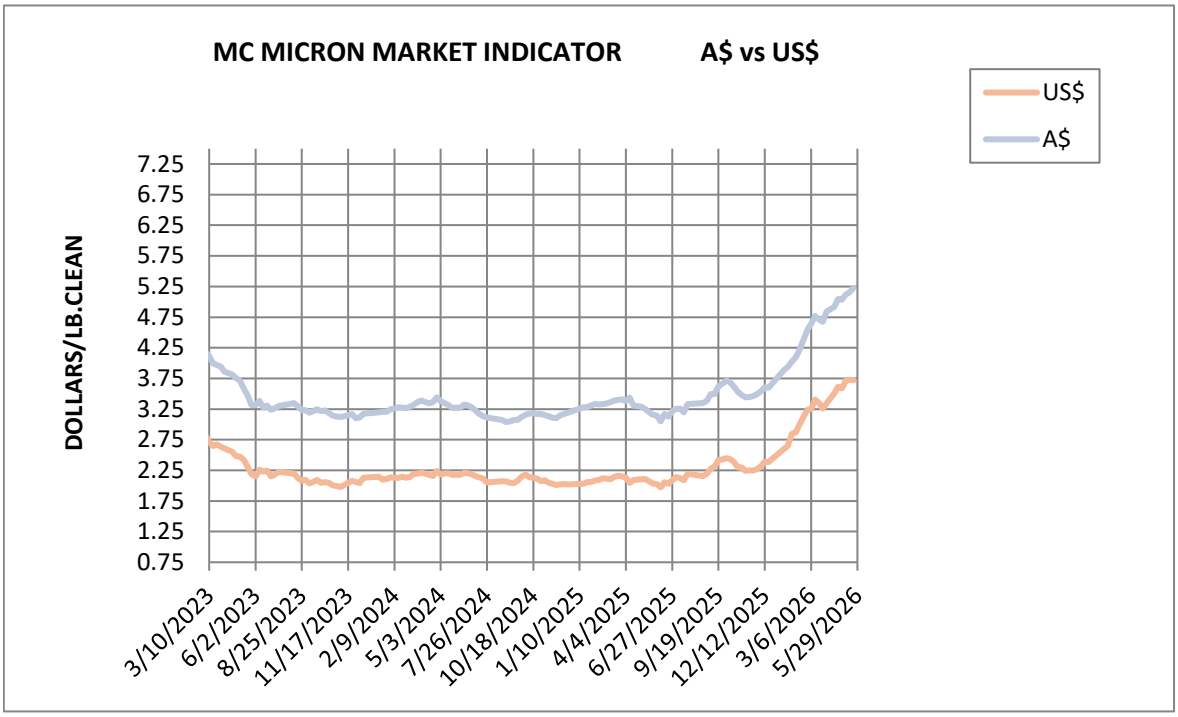
MC MICRON MARKET INDICATOR
A$ vs US$
US$
A$
DOLLARS/LB.CLEAN
7.25
6.75
6.25
5.75
5.25
4.75
4.25
3.75
3.25
2.75
2.25
1.75
1.25
0.75
3/10/2023
6/2/2023
8/25/2023
11/17/2023
2/9/2024
5/3/2024
7/26/2024
10/18/2024
1/10/2025
4/4/2025
6/27/2025
9/19/2025
12/12/2025
3/6/2026
5/29/2026

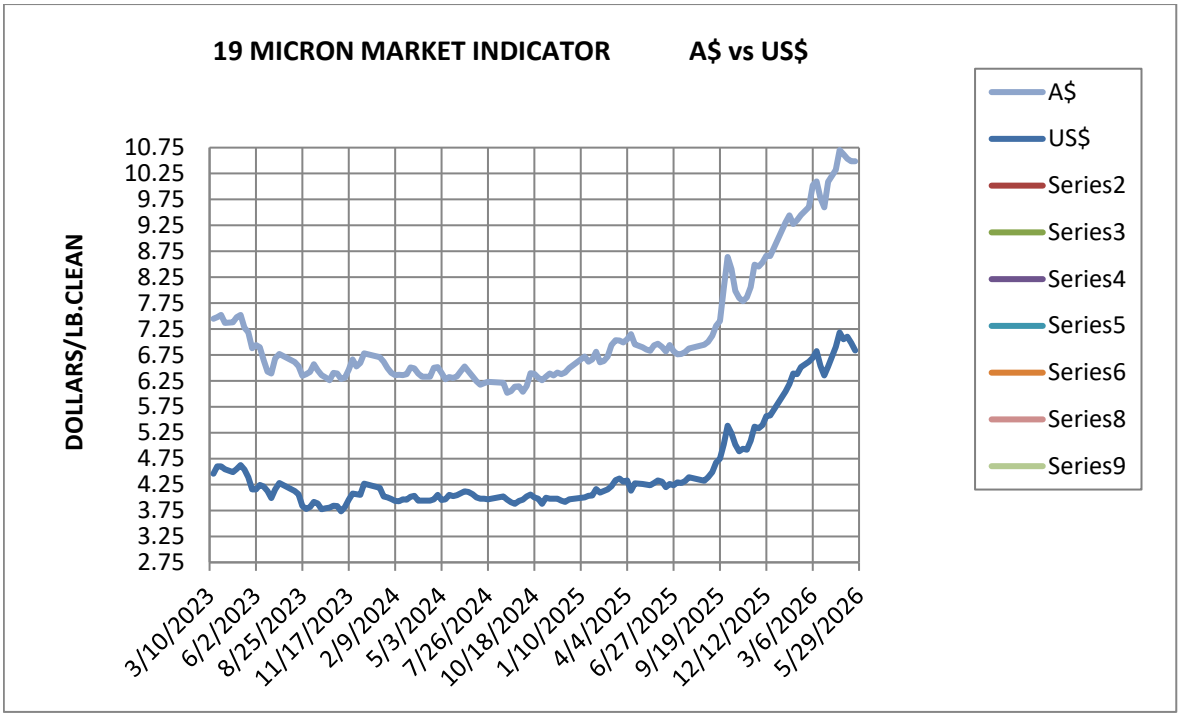
19 MICRON MARKET INDICATOR
A$ vs US$
DOLLARS/LB.CLEAN
10.75
10.25
9.75
9.25
8.75
8.25
7.75
7.25
6.75
6.25
5.75
5.25
4.75
4.25
3.75
3.25
2.75
3/10/2023
6/2/2023
8/25/2023
11/17/2023
2/9/2024
5/3/2024
7/26/2024
10/18/2024
1/10/2025
4/4/2025
6/27/2025
9/19/2025
12/12/2025
3/6/2026
5/29/2026
A$
US$
Series2
Series3
Series4
Series5
Series6
Series8
Series9

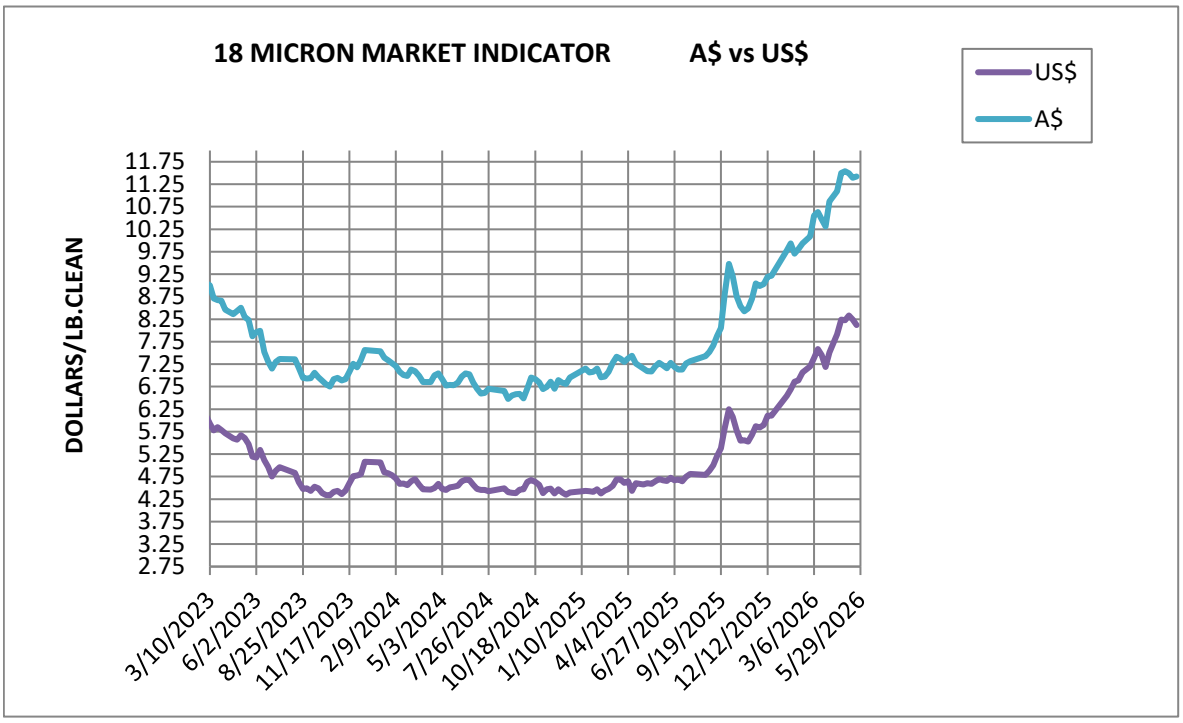
18 MICRON MARKET INDICATOR
A$ vs US$
DOLLARS/LB.CLEAN
11.75
11.25
10.75
10.25
9.75
9.25
8.75
8.25
7.75
7.25
6.75
6.25
5.75
5.25
4.75
4.25
3.75
3.25
2.75
3/10/2023
6/2/2023
8/25/2023
11/17/2023
2/9/2024
5/3/2024
7/26/2024
10/18/2024
1/10/2025
4/4/2025
6/27/2025
9/19/2025
12/12/2025
3/6/2026
5/29/2026
US$
A$

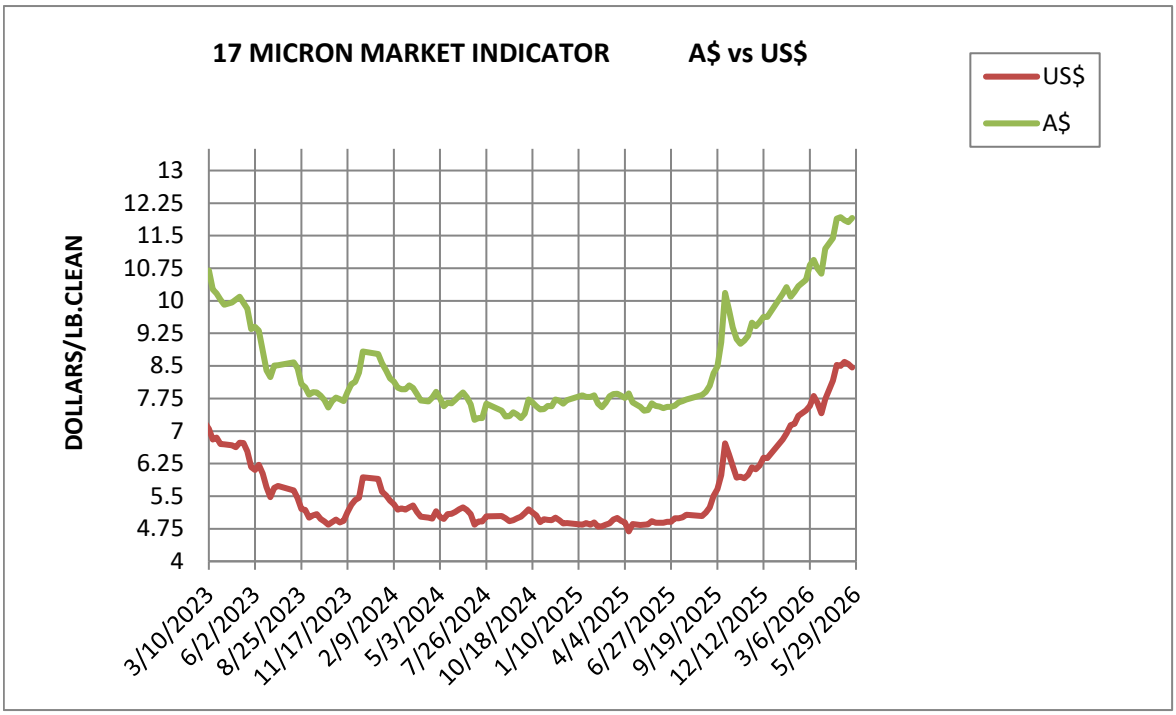
17 MICRON MARKET INDICATOR
A$ vs US$
US$
A$
DOLLARS/LB.CLEAN
13
12.25
11.5
10.75
10
9.25
8.5
7.75
7
6.25
5.5
4.75
4
3/10/2023
6/2/2023
8/25/2023
11/17/2023
2/9/2024
5/3/2024
7/26/2024
10/18/2024
1/10/2025
4/4/2025
6/27/2025
9/19/2025
12/12/2025
3/6/2026
5/29/2026