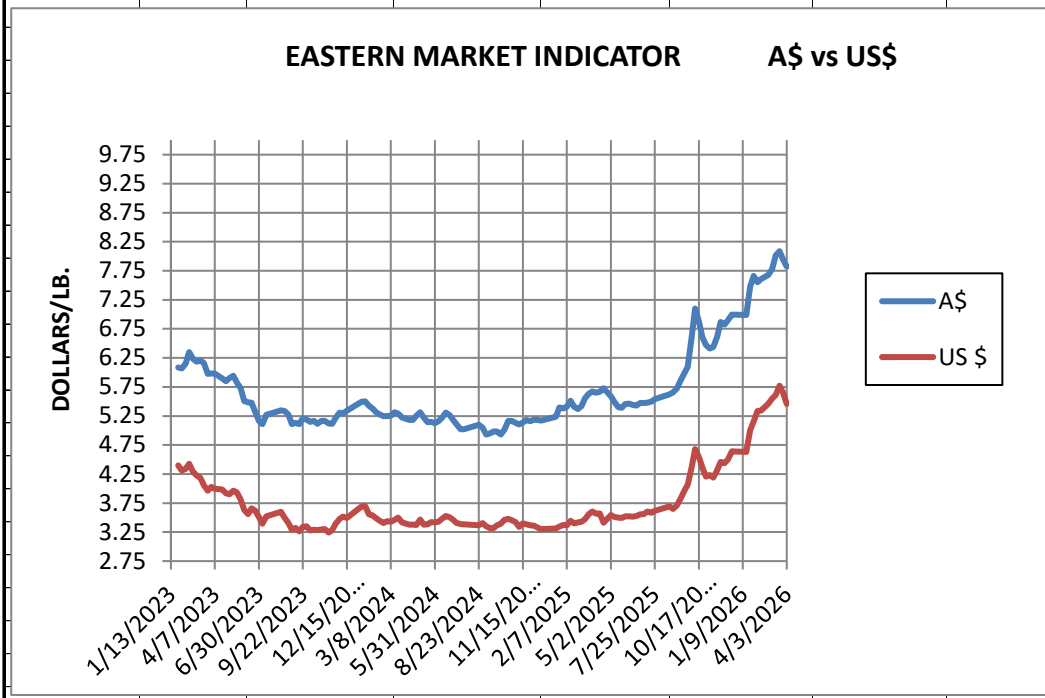


WEEK ENDING
APRIL 3, 2026

ASI Conversion chart - AWEX Prices to USD Per Pound							
MARKET INDICATOR CHANGE		US \$/LB.		Clean on floor			
CATEGORY		4/3/2026		3/27/2026		Change	
		A\$	US\$	A\$	US\$	A\$	US\$
EASTERN MI		\$ 8.10	\$ 5.60	\$ 7.82	\$ 5.45	0.28	0.14
Micron							
	17	\$ 11.20	\$ 7.74	\$ 10.62	\$ 7.52	0.58	0.22
	18	\$ 10.87	\$ 7.51	\$ 10.31	\$ 7.19	0.56	0.32
	19	\$ 10.09	\$ 6.97	\$ 9.60	\$ 6.69	0.50	0.28
	20	\$ 9.45	\$ 6.53	\$ 9.12	\$ 6.36	0.33	0.17
	21	\$ 9.41	\$ 6.50	\$ 9.03	\$ 6.29	0.39	0.21
	22	\$ 8.32	\$ 5.75	\$ 8.32	\$ 5.81	0.00	-0.06
	23	\$ 8.83	\$ 6.10	\$ 8.83	\$ 6.16	0.00	-0.06
	24	\$ 7.22	\$ 4.99	\$ 7.22	\$ 5.04	0.00	-0.05
	25	\$ 4.58	\$ 3.16	\$ 4.43	\$ 3.09	0.15	0.07
	26	\$ 3.80	\$ 2.62	\$ 3.67	\$ 2.56	0.13	0.06
	28	\$ 2.97	\$ 2.05	\$ 2.91	\$ 2.03	0.06	0.02
	30	\$ 2.54	\$ 1.75	\$ 2.52	\$ 1.76	0.02	0.00
	32	\$ 2.30	\$ 1.59	\$ 2.21	\$ 1.54	0.09	0.05
	MC	\$ 4.84	\$ 3.34	\$ 4.67	\$ 3.26	0.17	0.09
CURRENCY (US \$/A \$)			\$ 0.6908		\$ 0.6975		-0.0067



"Compiled by: American Sheep Industry Association.

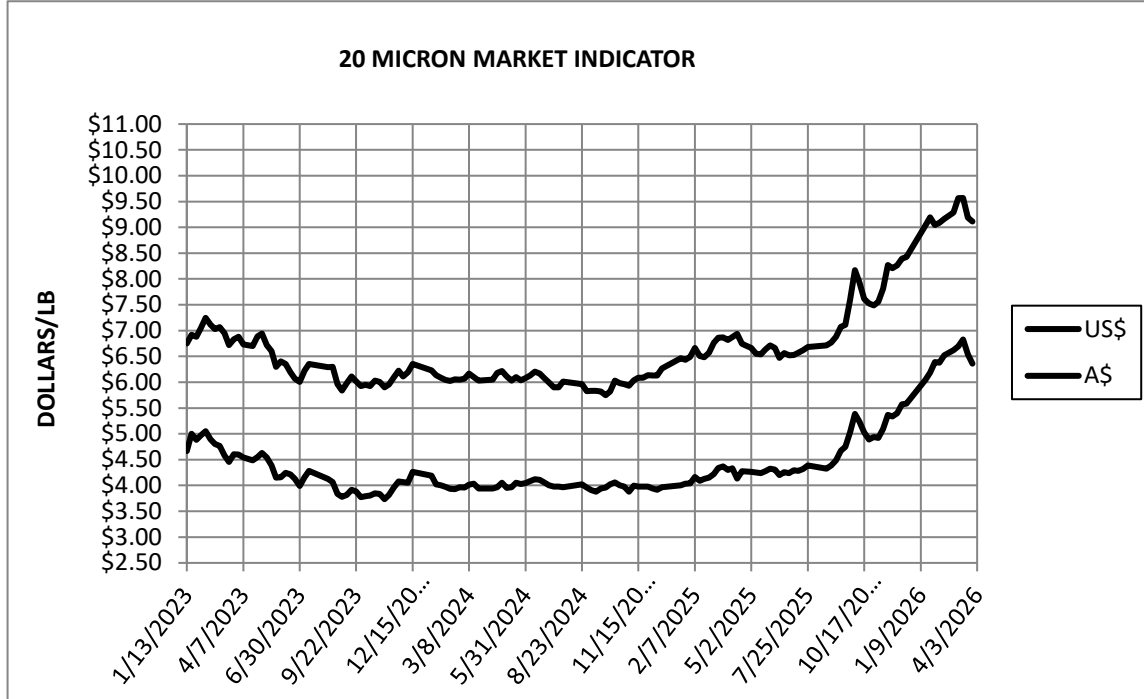
WEEK ENDING
APRIL 3, 2026

Information source: Wooltrak, Australian Wool Exchange, Weekly Market Review."	
--	--

WEEK ENDING
APRIL 3, 2026

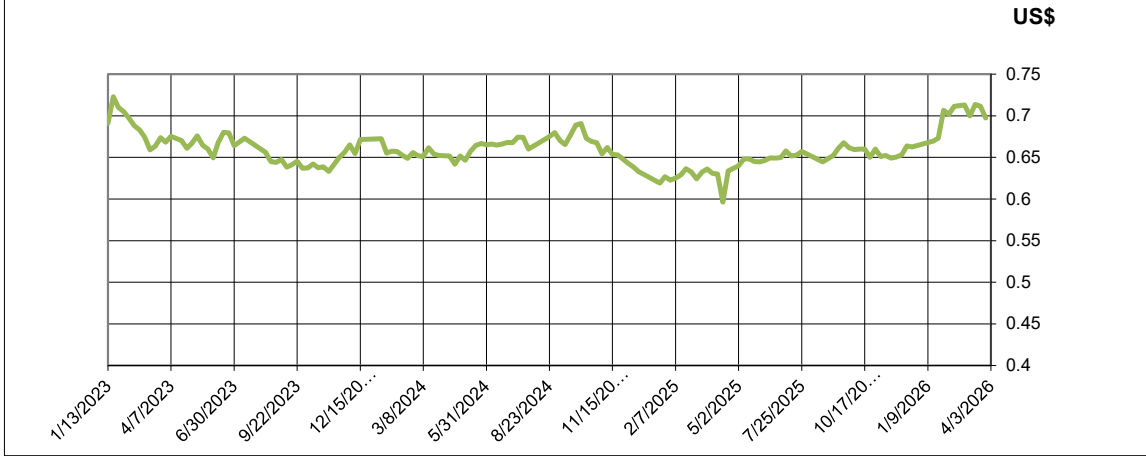
MARKET INDICATOR CHANGES US \$/LB. Clean on floor

CATEGORY	4/3/2026		3/27/2026		Change	
	A\$	US\$	A\$	US\$	A\$	US\$
EASTERN MI	\$ 8.10	\$ 5.60	\$ 7.82	\$ 5.45	0.28	0.14
Micron						
17	\$ 11.20	\$ 7.74	\$ 10.62	\$ 7.52	0.58	0.22
18	\$ 10.87	\$ 7.51	\$ 10.31	\$ 7.19	0.56	0.32
19	\$ 10.09	\$ 6.97	\$ 9.60	\$ 6.69	0.50	0.28
20	\$ 9.45	\$ 6.53	\$ 9.12	\$ 6.36	0.33	0.17
21	\$ 9.41	\$ 6.50	\$ 9.03	\$ 6.29	0.39	0.21
22	\$ 8.32	\$ 5.75	\$ 8.32	\$ 5.81	0.00	-0.06
23	\$ 8.83	\$ 6.10	\$ 8.83	\$ 6.16	0.00	-0.06
24	\$ 7.22	\$ 4.99	\$ 7.22	\$ 5.04	0.00	-0.05
25	\$ 4.58	\$ 3.16	\$ 4.43	\$ 3.09	0.15	0.07
26	\$ 3.80	\$ 2.62	\$ 3.67	\$ 2.56	0.13	0.06
28	\$ 2.97	\$ 2.05	\$ 2.91	\$ 2.03	0.06	0.02
30	\$ 2.54	\$ 1.75	\$ 2.52	\$ 1.76	0.02	0.00
32	\$ 2.30	\$ 1.59	\$ 2.21	\$ 1.54	0.09	0.05
MC	\$ 4.84	\$ 3.34	\$ 4.67	\$ 3.26	0.17	0.09
CURRENCY (US \$/A \$)		\$ 0.6908		\$ 0.7115		-0.0207



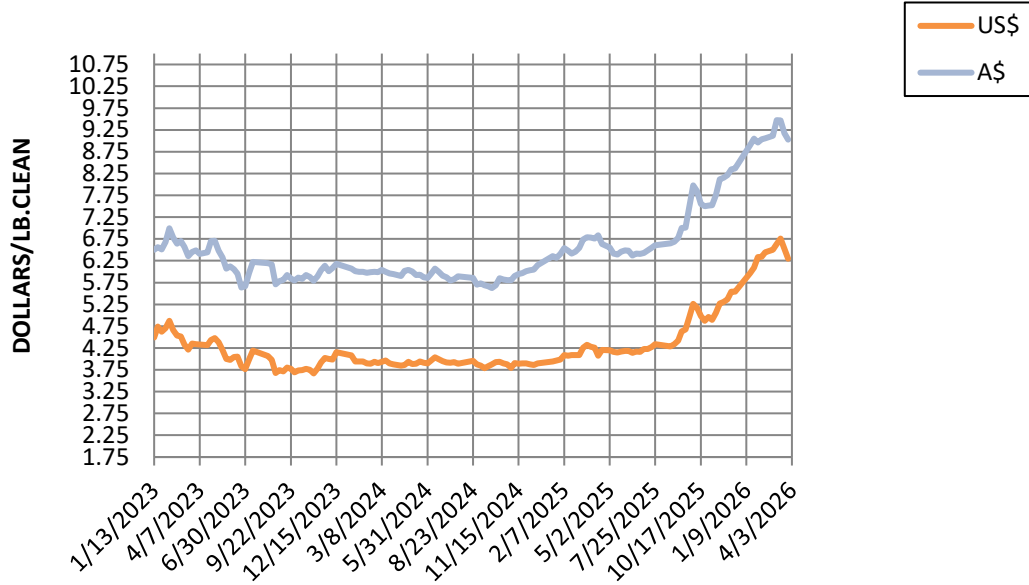
"Compiled by: American Sheep Industry Association.
Information source: Wooltrak, Australian Wool Exchange, Weekly Market Review."

CURRENCY RATE (US\$:A\$)



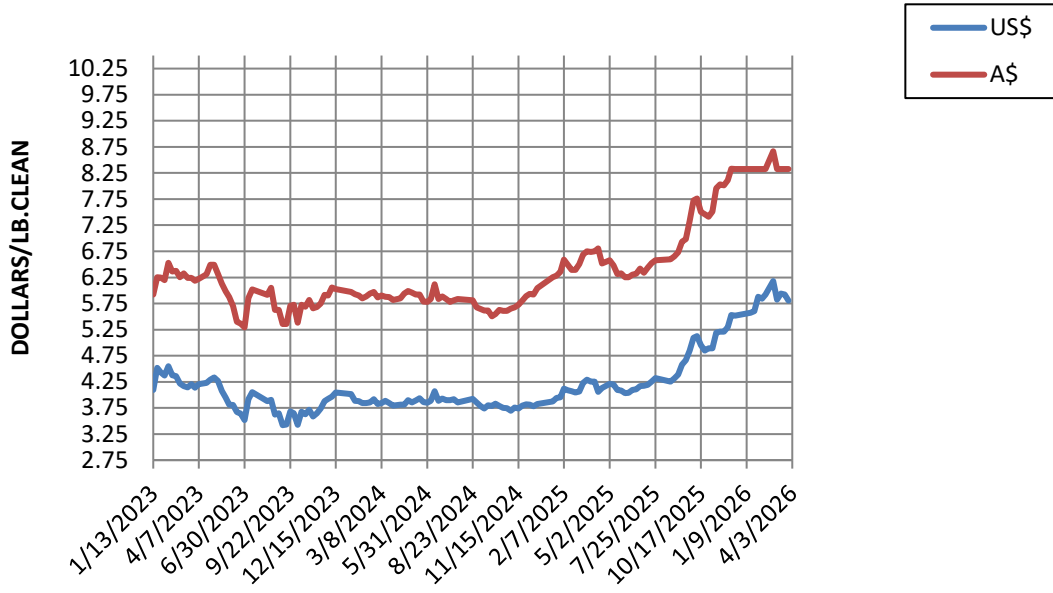
21 MICRON MARKET INDICATOR

A\$ vs US\$

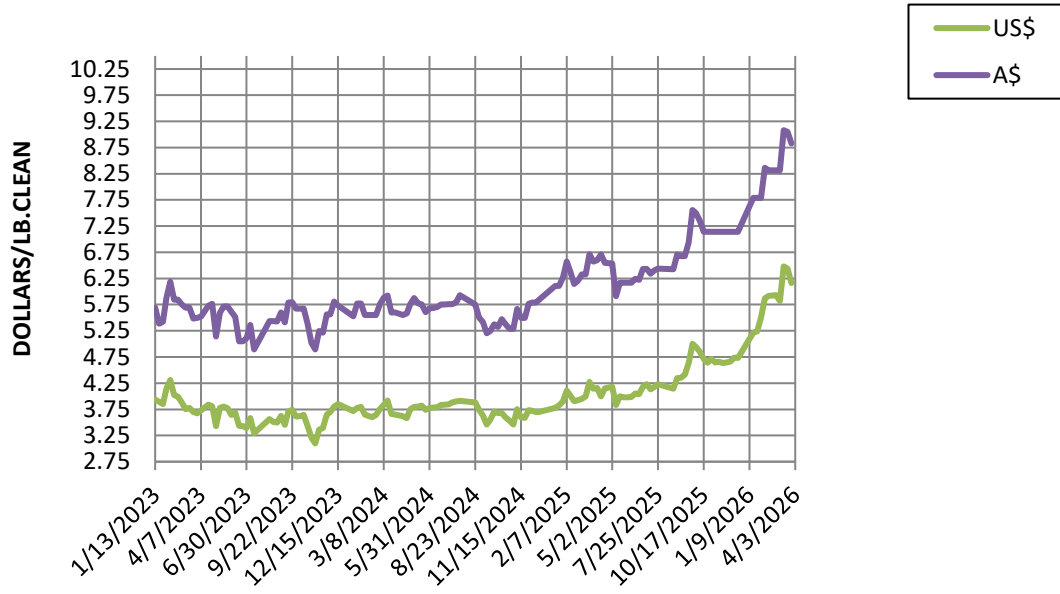


22 MICRON MARKET INDICATOR

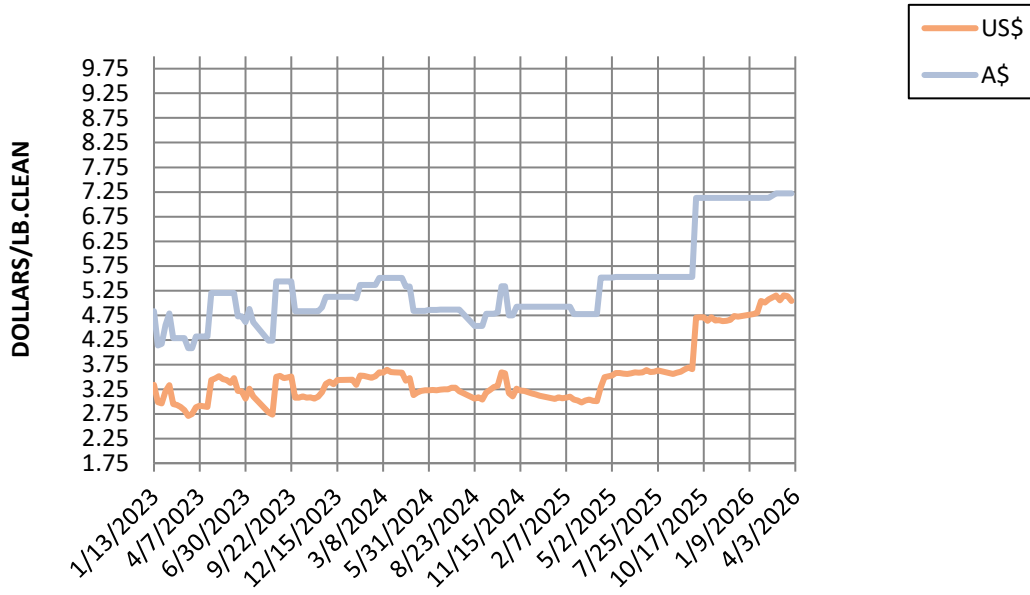
A\$ vs US\$



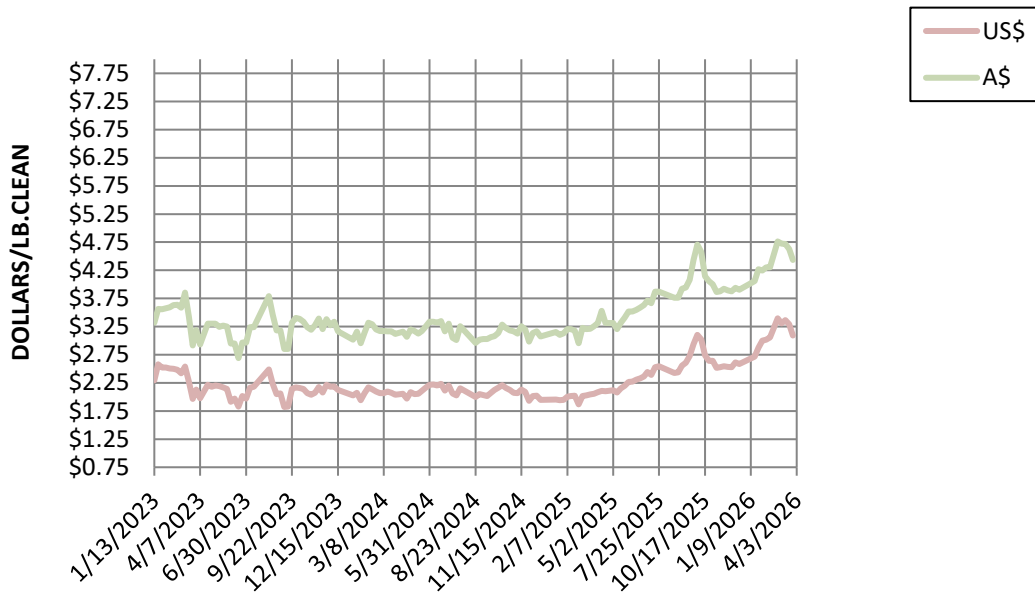
23 MICRON MARKET INDICATOR A\$ vs US\$



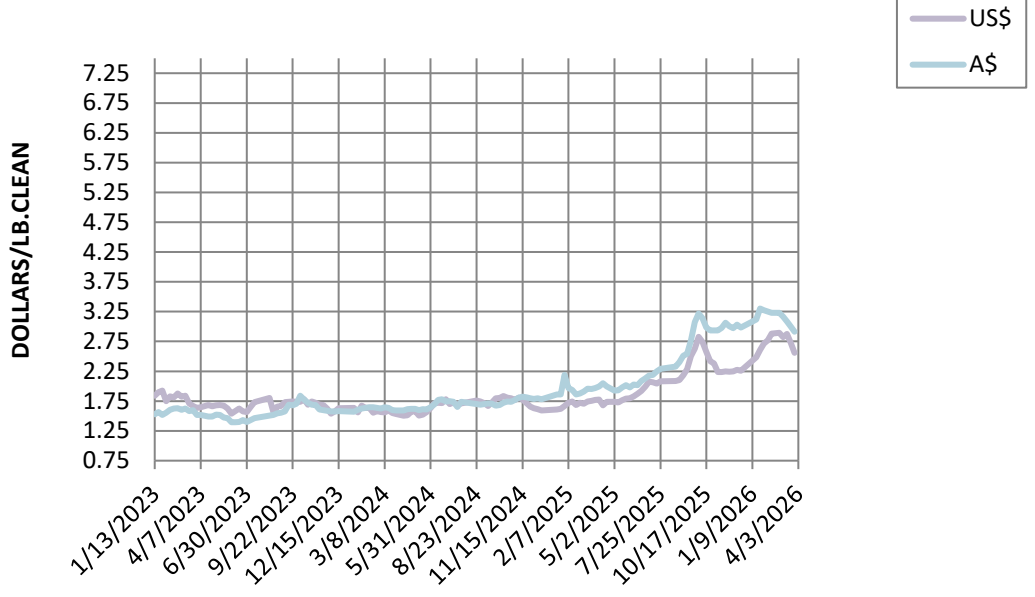
24 MICRON MARKET INDICATOR A\$ vs US\$



25 MICRON MARKET INDICATOR A\$ vs US\$

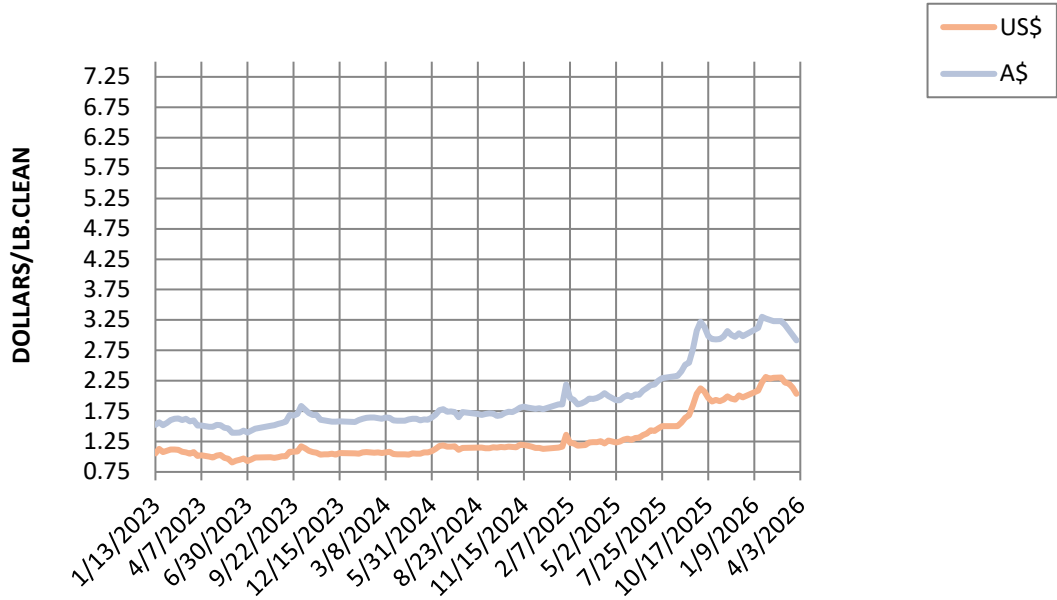


26 MICRON MARKET INDICATOR A\$ vs US\$



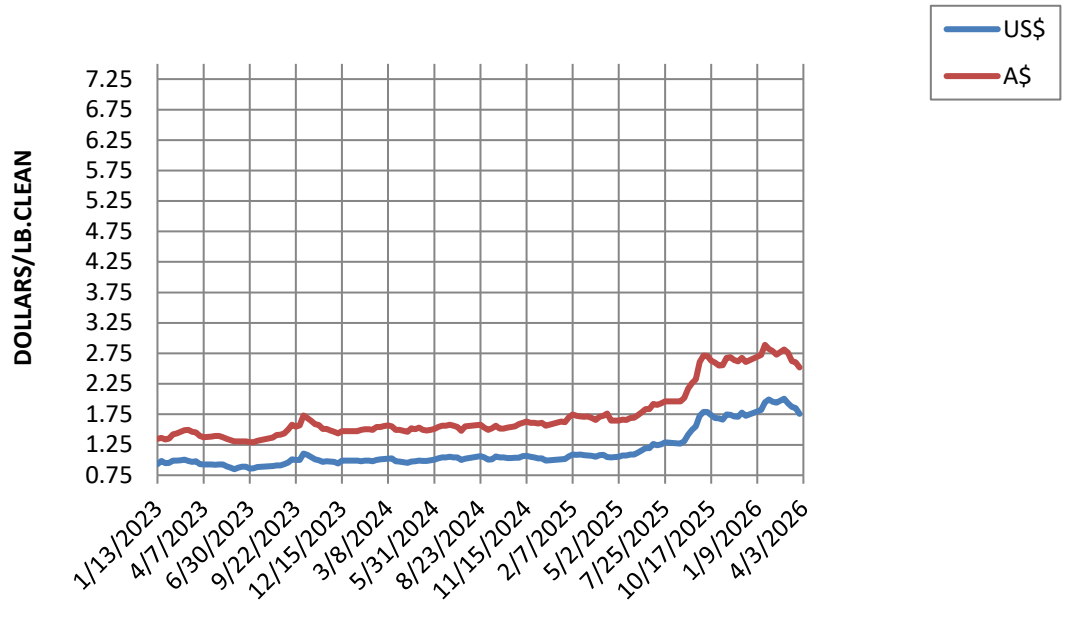
28 MICRON MARKET INDICATOR

A\$ vs US\$



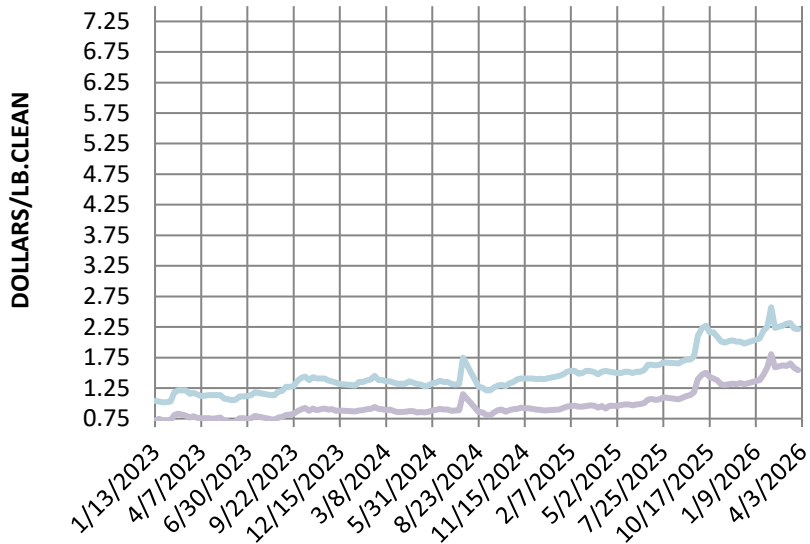
30 MICRON MARKET INDICATOR

A\$ vs US\$



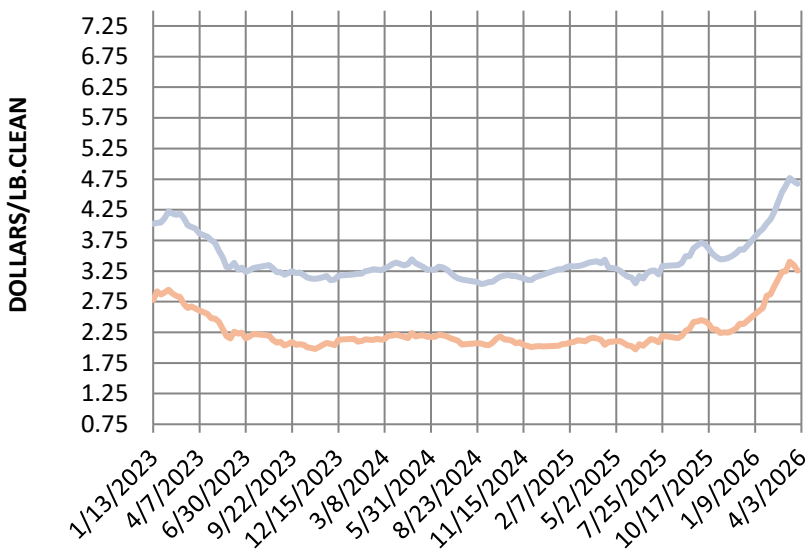
32 MICRON MARKET INDICATOR

A\$ vs US\$

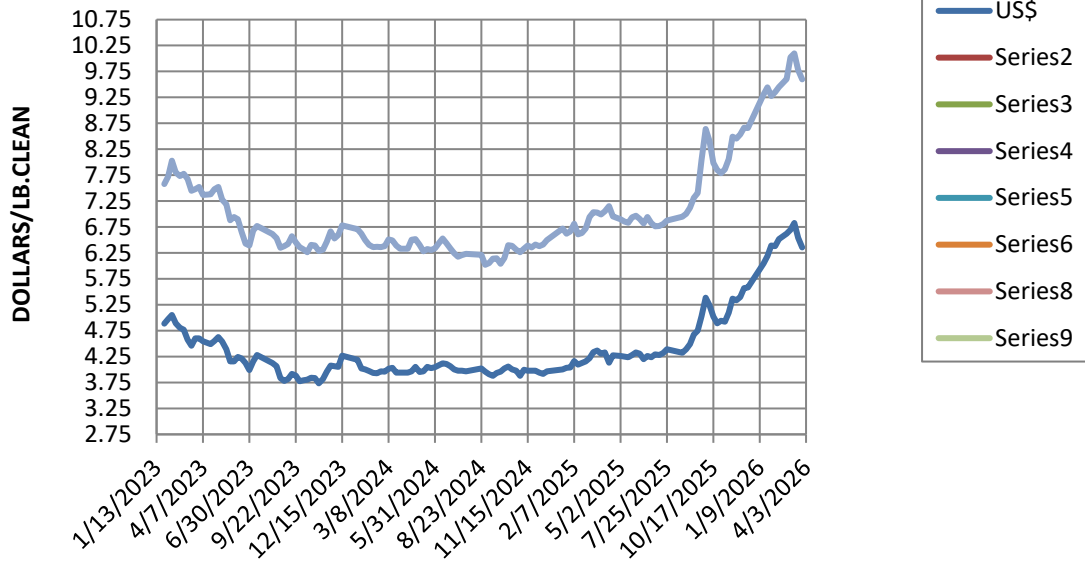


MC MICRON MARKET INDICATOR

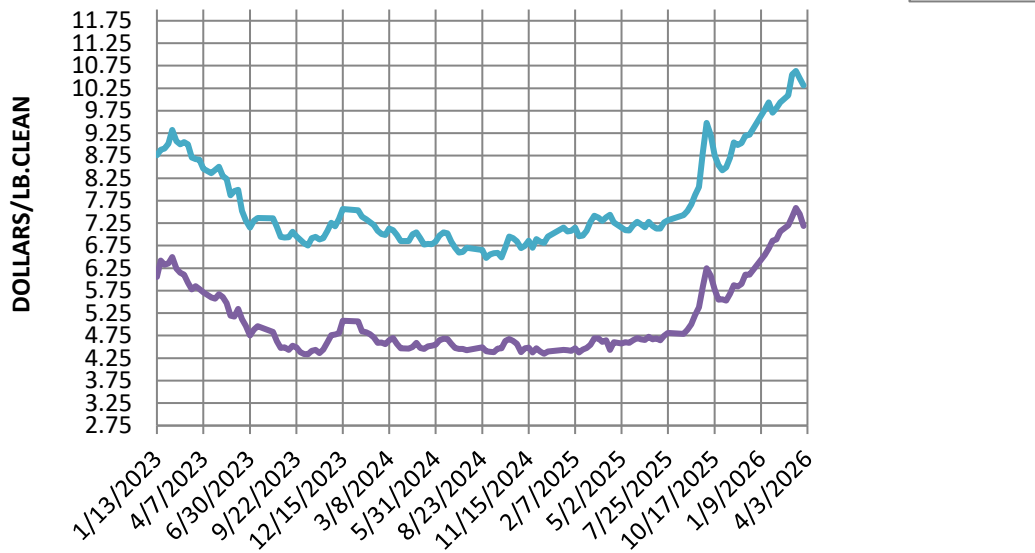
A\$ vs US\$



19 MICRON MARKET INDICATOR A\$ vs US\$



18 MICRON MARKET INDICATOR A\$ vs US\$



17 MICRON MARKET INDICATOR

A\$ vs US\$

