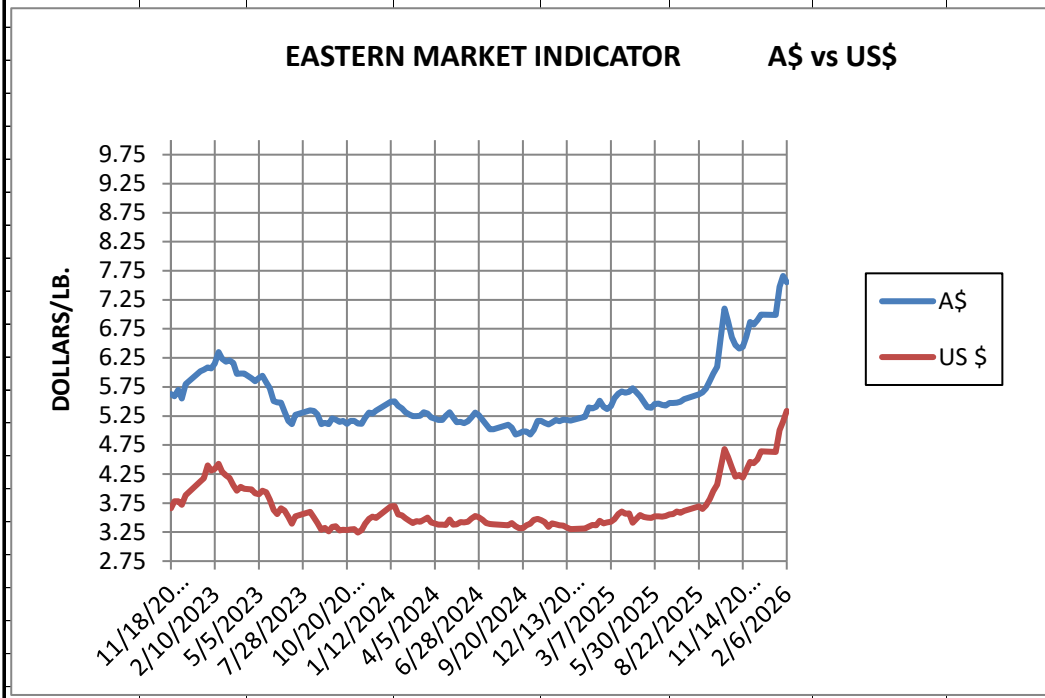


WEEK ENDING
FEBRUARY 6, 2026

ASI Conversion chart - AWEX Prices to USD Per Pound							
MARKET INDICATOR CHANGE		US \$/LB.		Clean on floor			
CATEGORY		2/6/2026		1/30/2026		Change	
		A\$	US\$	A\$	US\$	A\$	US\$
EASTERN MI		\$ 7.61	\$ 5.34	\$ 7.55	\$ 5.34	0.05	0.00
Micron							
	17	\$ 10.21	\$ 7.16	\$ 10.10	\$ 7.38	0.11	-0.21
	18	\$ 9.81	\$ 6.89	\$ 9.71	\$ 6.86	0.10	0.03
	19	\$ 9.35	\$ 6.56	\$ 9.27	\$ 6.55	0.08	0.01
	20	\$ 9.09	\$ 6.38	\$ 9.04	\$ 6.39	0.05	-0.01
	21	\$ 9.04	\$ 6.34	\$ 8.96	\$ 6.33	0.07	0.01
	22	\$ 8.32	\$ 5.84	\$ 8.32	\$ 5.88	0.00	-0.04
	23	\$ 8.36	\$ 5.87	\$ 7.79	\$ 5.50	0.58	0.37
	24	\$ 7.13	\$ 5.00	\$ 7.13	\$ 5.04	0.00	-0.03
	25	\$ 4.30	\$ 3.02	\$ 4.25	\$ 3.00	0.05	0.02
	26	\$ 3.94	\$ 2.77	\$ 3.84	\$ 2.72	0.10	0.05
	28	\$ 3.25	\$ 2.28	\$ 3.27	\$ 2.31	-0.02	-0.03
	30	\$ 2.79	\$ 1.95	\$ 2.82	\$ 1.99	-0.04	-0.04
	32	\$ 2.57	\$ 1.81	\$ 2.25	\$ 1.59	0.32	0.22
	MC	\$ 4.09	\$ 2.87	\$ 4.03	\$ 2.85	0.07	0.03
CURRENCY (US \$/A \$)			\$ 0.7019		\$ 0.7067		-0.0048

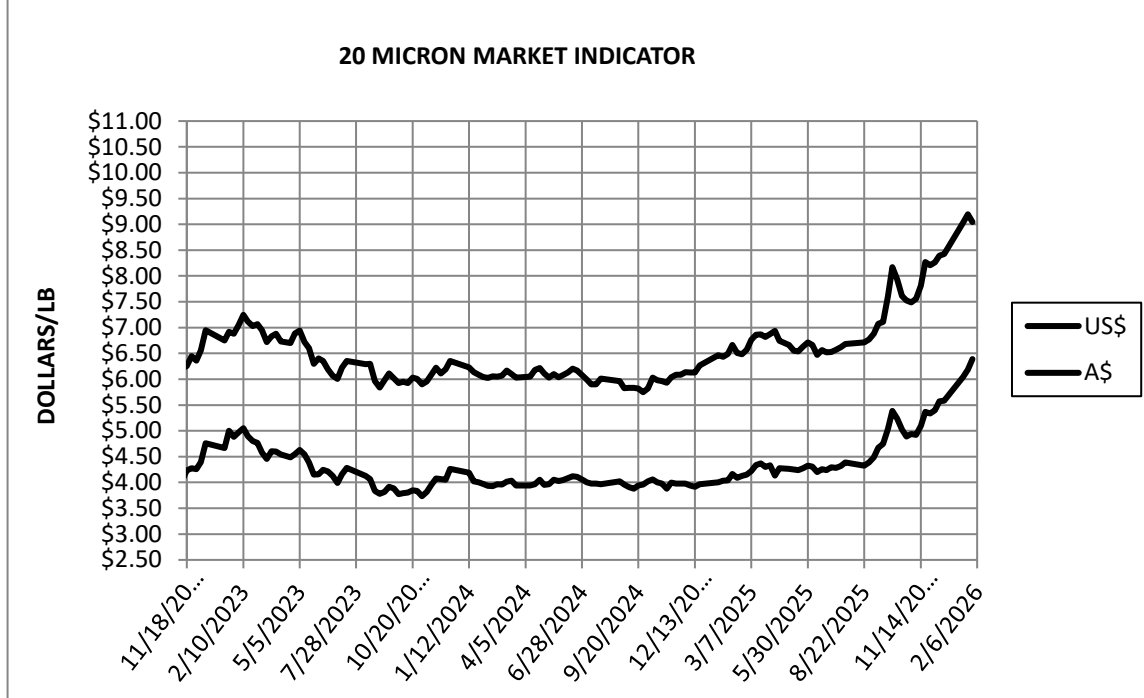


Information source: Wooltrak, Australian Wool Exchange, Weekly Market Review

WEEK ENDING
FEBRUARY 6, 2026

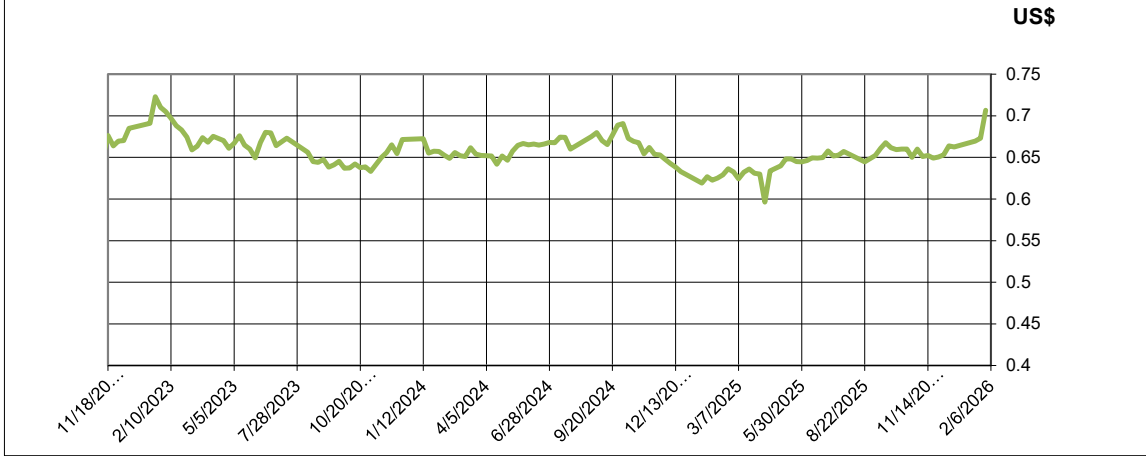
MARKET INDICATOR CHANGES US \$/LB. Clean on floor

CATEGORY	2/6/2026		1/30/2026		Change	
	A\$	US\$	A\$	US\$	A\$	US\$
EASTERN MI	\$ 7.61	\$ 5.34	\$ 7.55	\$ 5.34	0.05	0.00
Micron						
17	\$ 10.21	\$ 7.16	\$ 10.10	\$ 7.38	0.11	-0.21
18	\$ 9.81	\$ 6.89	\$ 9.71	\$ 6.86	0.10	0.03
19	\$ 9.35	\$ 6.56	\$ 9.27	\$ 6.55	0.08	0.01
20	\$ 9.09	\$ 6.38	\$ 9.04	\$ 6.39	0.05	-0.01
21	\$ 9.04	\$ 6.34	\$ 8.96	\$ 6.33	0.07	0.01
22	\$ 8.32	\$ 5.84	\$ 8.32	\$ 5.88	0.00	-0.04
23	\$ 8.36	\$ 5.87	\$ 7.79	\$ 5.50	0.58	0.37
24	\$ 7.13	\$ 5.00	\$ 7.13	\$ 5.04	0.00	-0.03
25	\$ 4.30	\$ 3.02	\$ 4.25	\$ 3.00	0.05	0.02
26	\$ 3.94	\$ 2.77	\$ 3.84	\$ 2.72	0.10	0.05
28	\$ 3.25	\$ 2.28	\$ 3.27	\$ 2.31	-0.02	-0.03
30	\$ 2.79	\$ 1.95	\$ 2.82	\$ 1.99	-0.04	-0.04
32	\$ 2.57	\$ 1.81	\$ 2.25	\$ 1.59	0.32	0.22
MC	\$ 4.09	\$ 2.87	\$ 4.03	\$ 2.85	0.07	0.03
CURRENCY (US \$/A \$)		\$ 0.7019		\$ 0.6730		0.0289



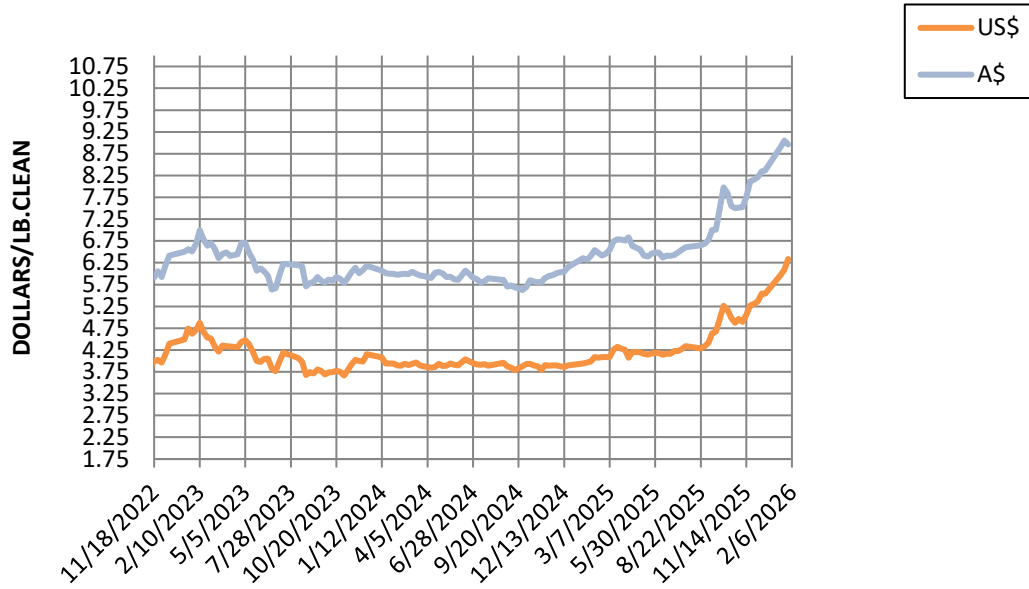
Information source: Wooltrak, Australian Wool Exchange, Weekly Market Review

CURRENCY RATE (US\$:A\$)



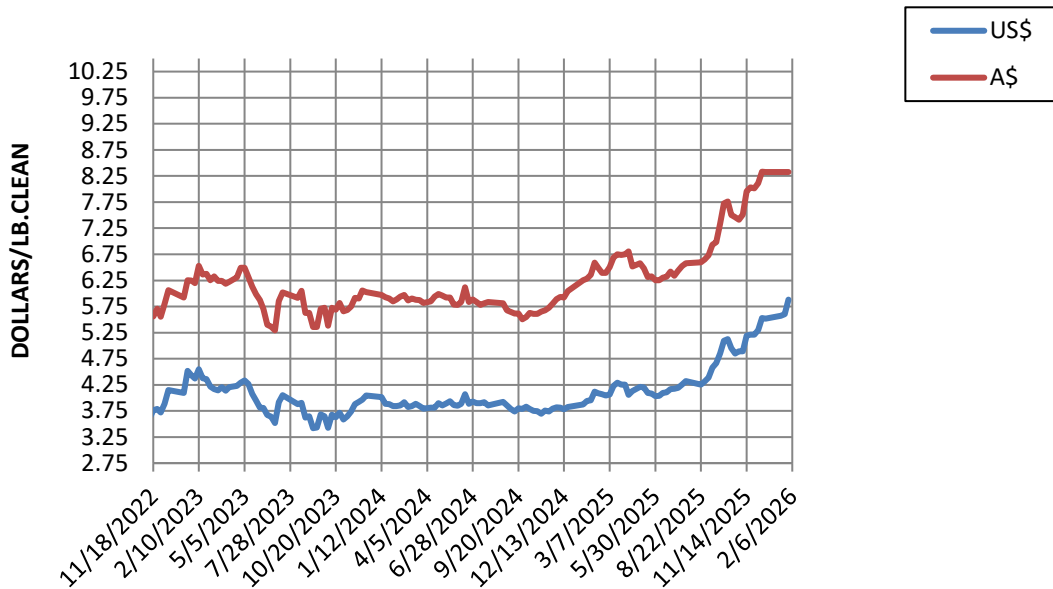
21 MICRON MARKET INDICATOR

A\$ vs US\$

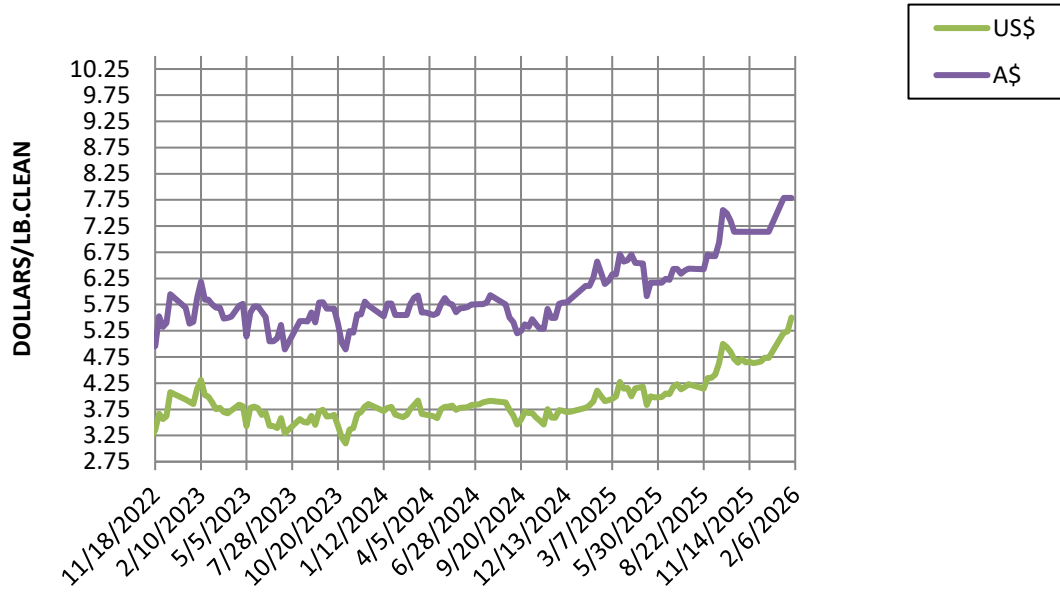


22 MICRON MARKET INDICATOR

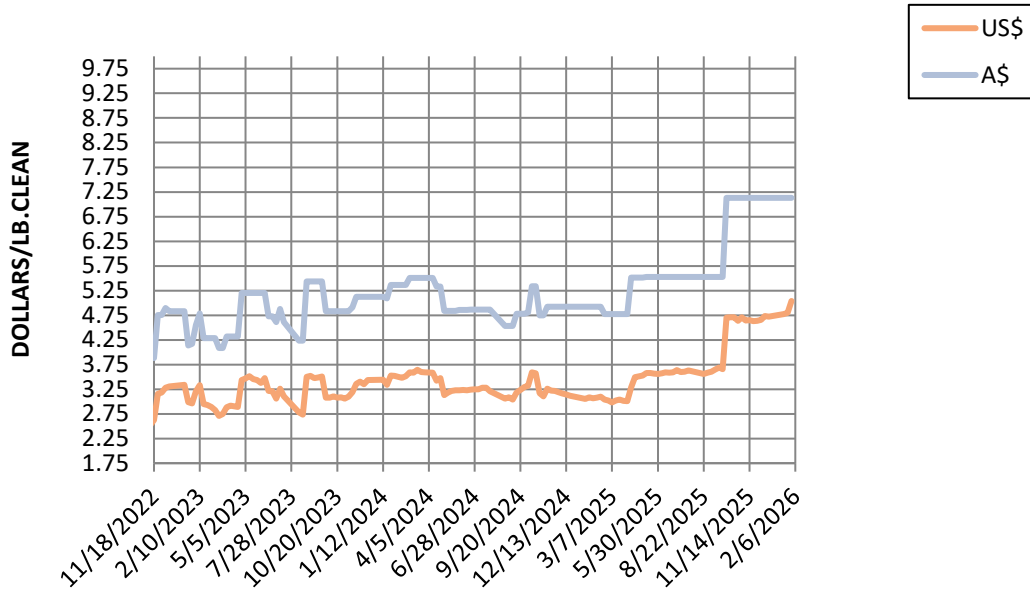
A\$ vs US\$



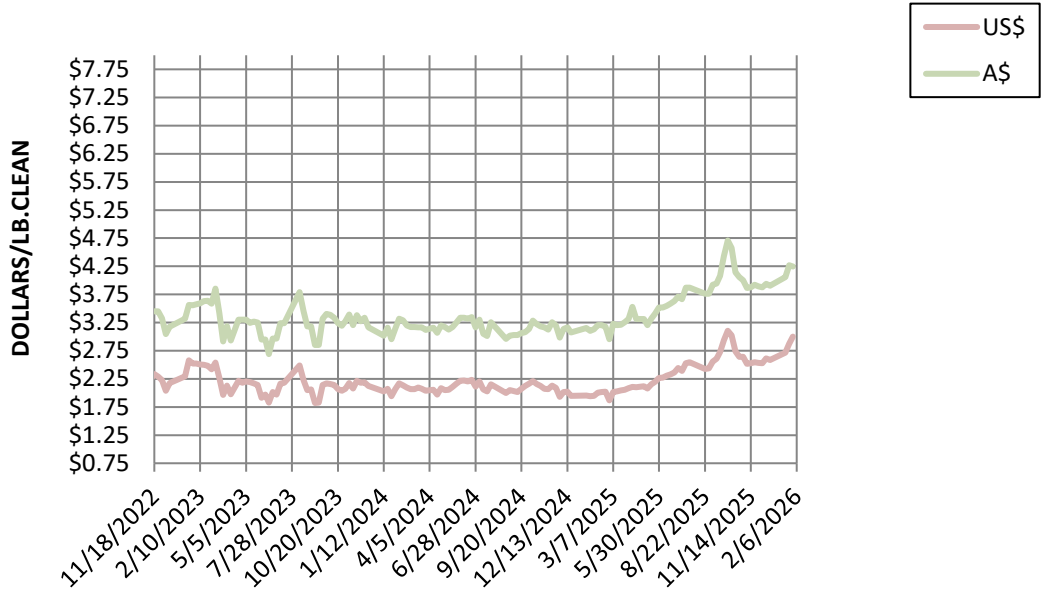
23 MICRON MARKET INDICATOR A\$ vs US\$



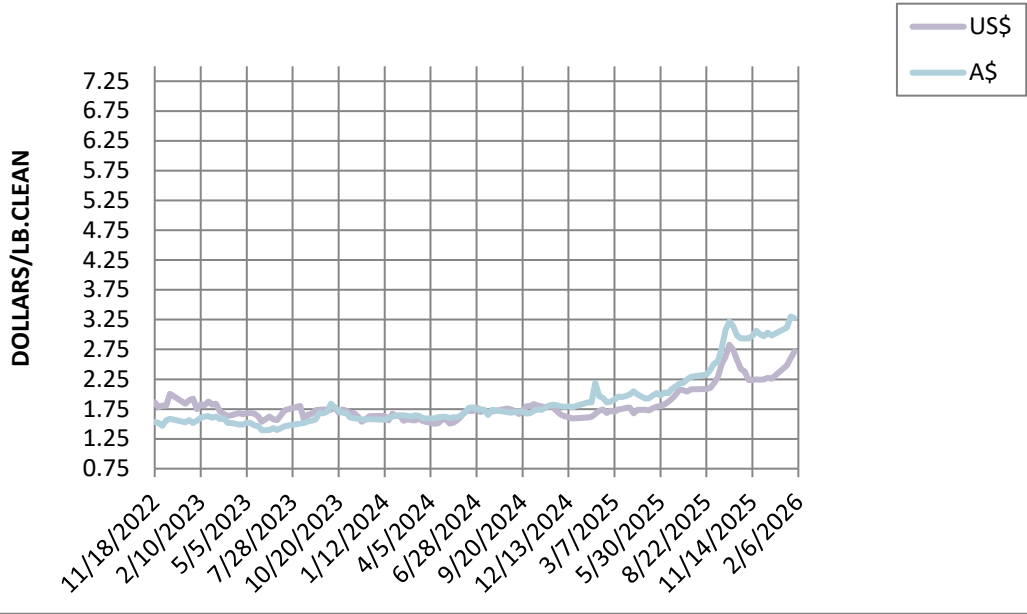
24 MICRON MARKET INDICATOR A\$ vs US\$



25 MICRON MARKET INDICATOR A\$ vs US\$

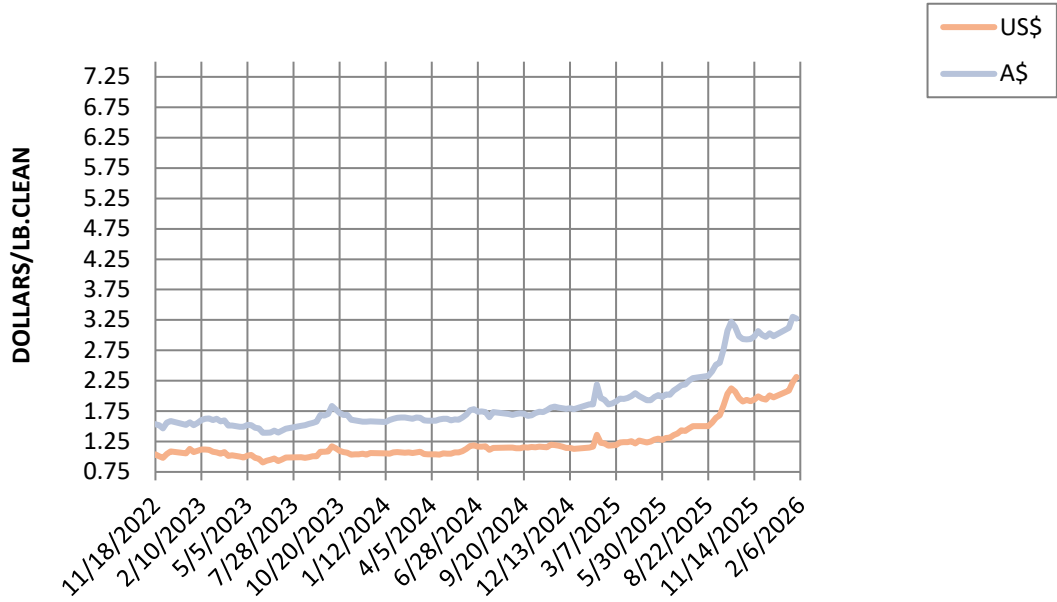


26 MICRON MARKET INDICATOR A\$ vs US\$



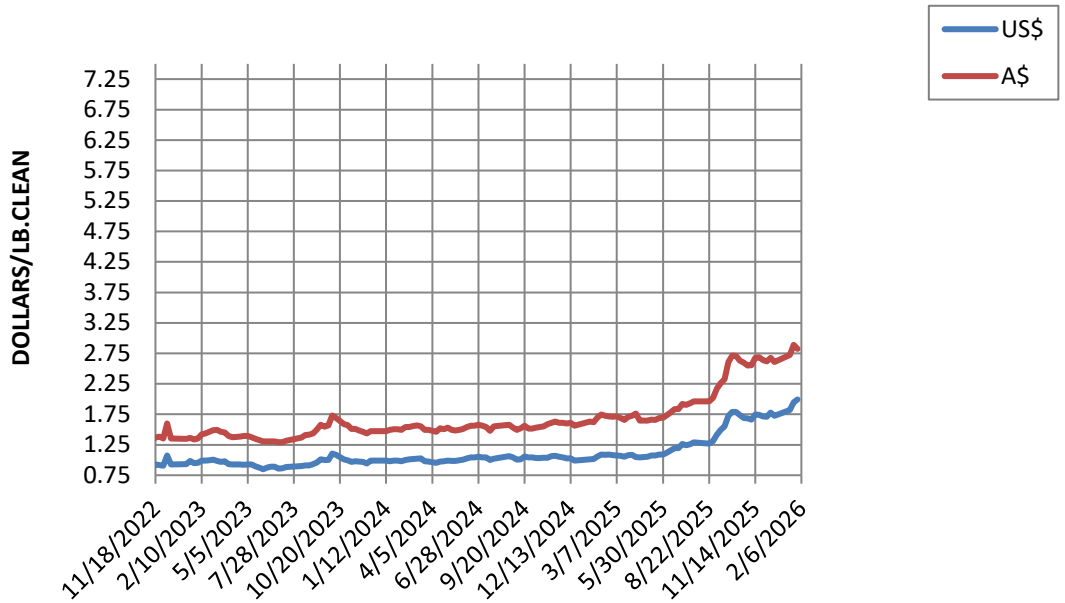
28 MICRON MARKET INDICATOR

A\$ vs US\$



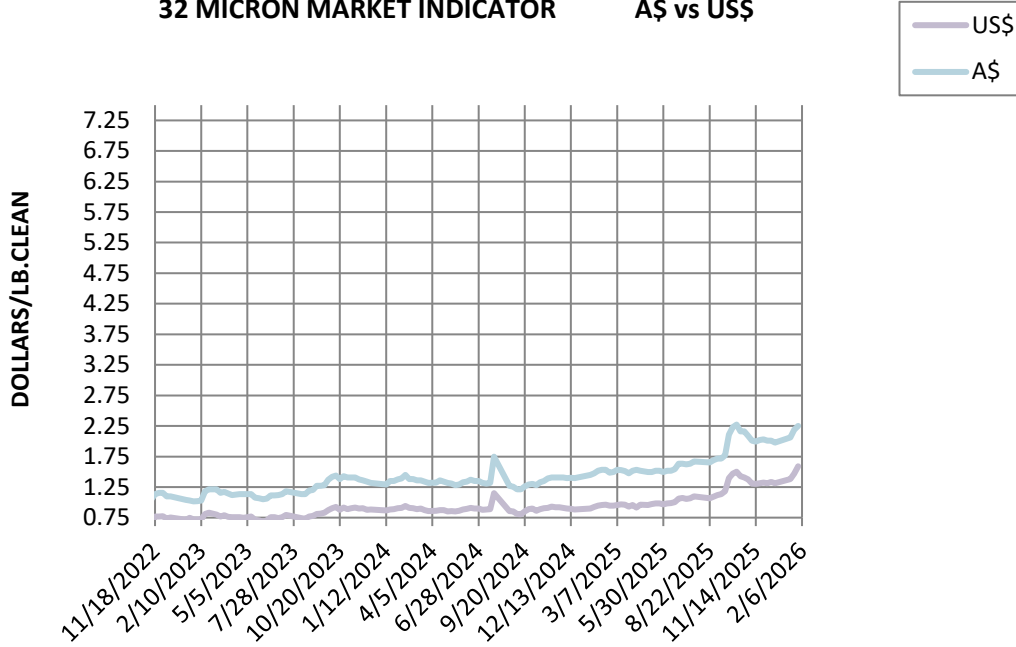
30 MICRON MARKET INDICATOR

A\$ vs US\$



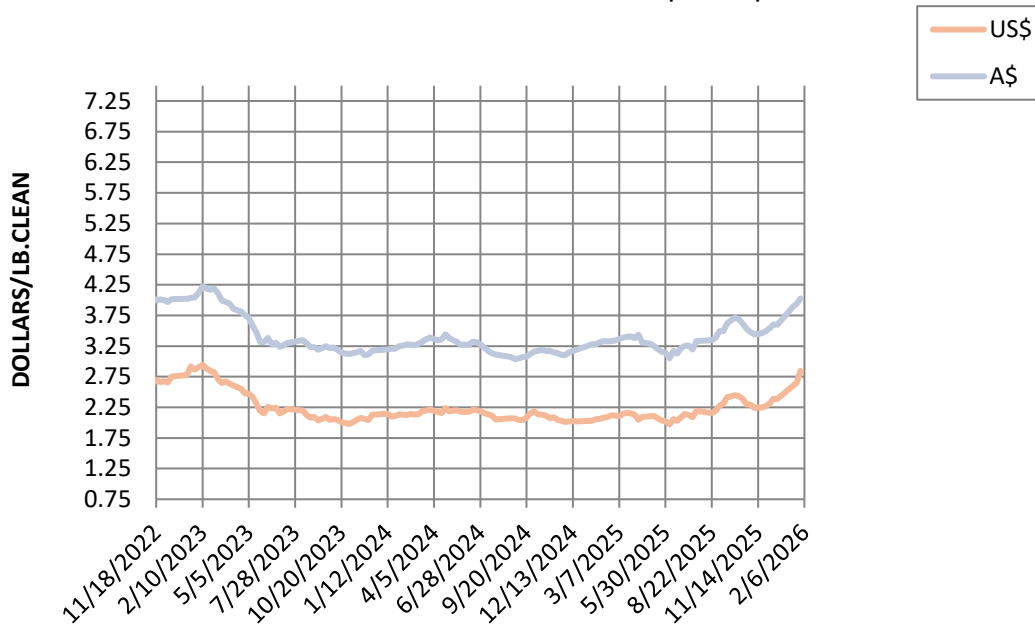
32 MICRON MARKET INDICATOR

A\$ vs US\$

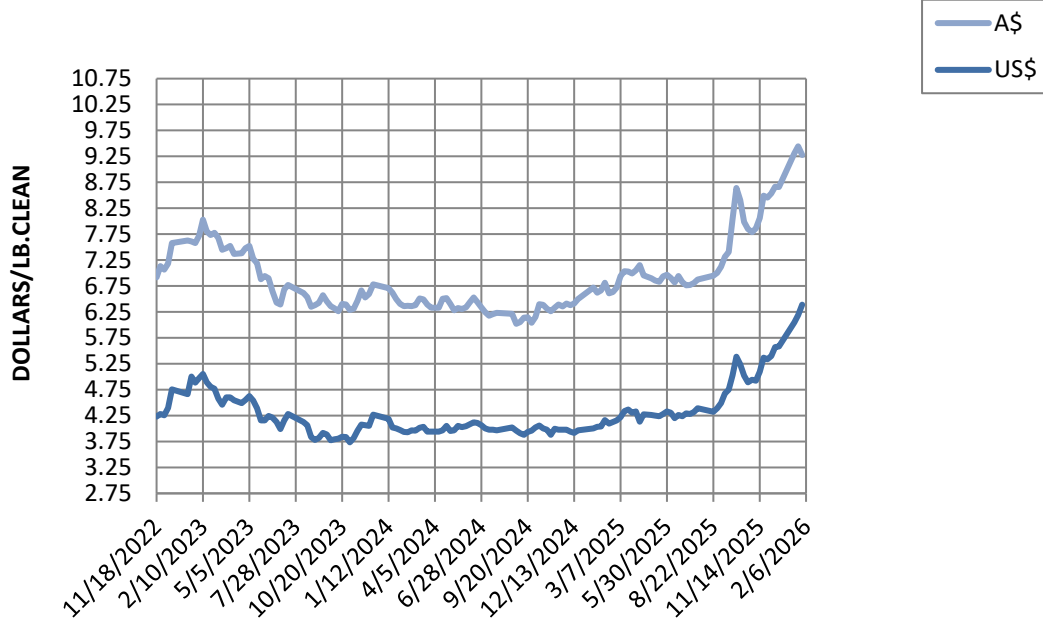


MC MICRON MARKET INDICATOR

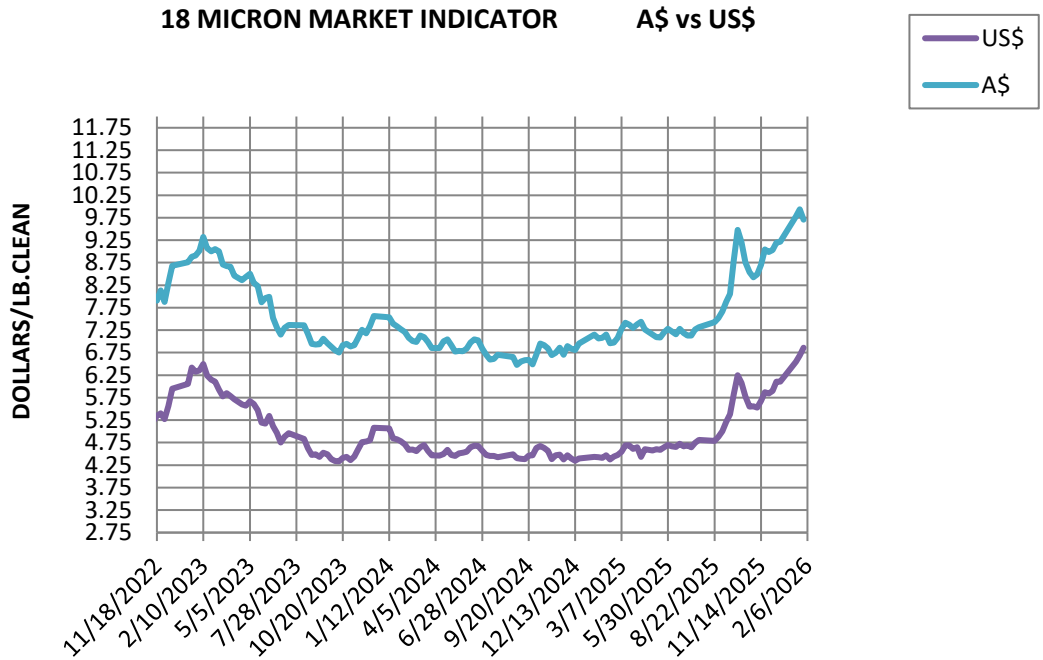
A\$ vs US\$



19 MICRON MARKET INDICATOR A\$ vs US\$



18 MICRON MARKET INDICATOR A\$ vs US\$



17 MICRON MARKET INDICATOR

A\$ vs US\$

