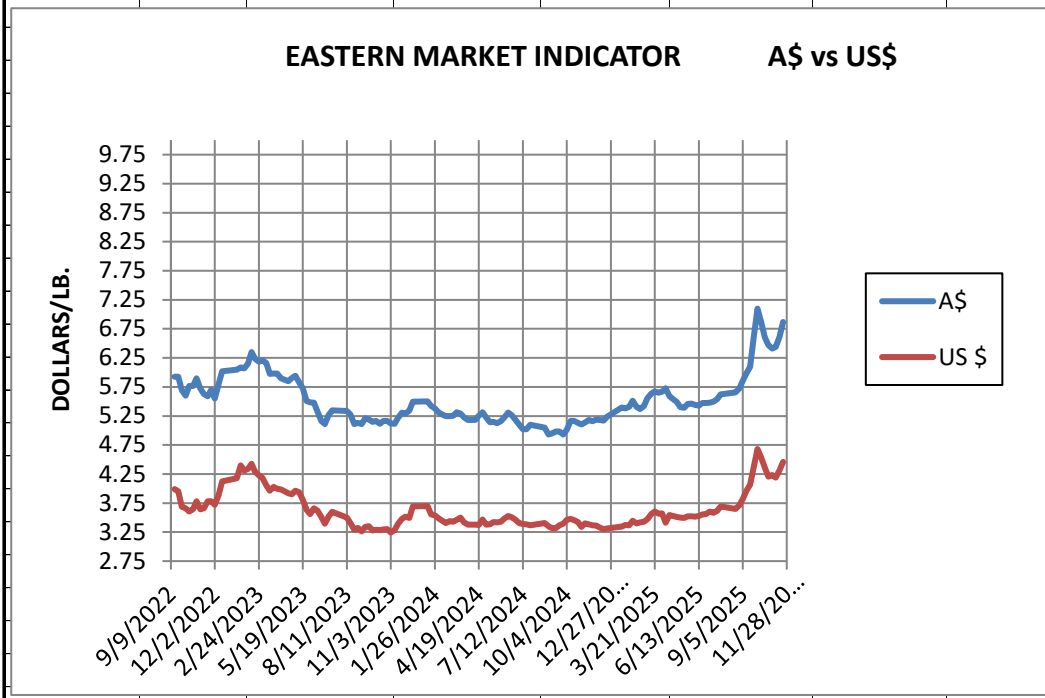


WEEK ENDING
NOVEMBER 28, 2025

ASI Conversion chart - AWEX Prices to USD Per Pound							
MARKET INDICATOR CHANGE		US \$/LB.		Clean on floor			
CATEGORY		11/28/2025		11/21/2025		Change	
		A\$	US\$	A\$	US\$	A\$	US\$
EASTERN MI		\$ 6.82	\$ 4.44	\$ 6.87	\$ 4.46	-0.05	-0.02
Micron							
	17	\$ 9.41	\$ 6.12	\$ 9.50	\$ 6.17	-0.09	-0.05
	18	\$ 8.99	\$ 5.84	\$ 9.05	\$ 5.87	-0.06	-0.03
	19	\$ 8.45	\$ 5.50	\$ 8.49	\$ 5.51	-0.04	-0.02
	20	\$ 8.21	\$ 5.34	\$ 8.27	\$ 5.37	-0.06	-0.03
	21	\$ 8.16	\$ 5.30	\$ 8.11	\$ 5.27	0.04	0.04
	22	\$ 8.01	\$ 5.21	\$ 8.03	\$ 5.21	-0.02	0.00
	23	\$ 7.14	\$ 4.64	\$ 7.14	\$ 4.63	0.00	0.01
	24	\$ 7.13	\$ 4.64	\$ 7.13	\$ 4.63	0.00	0.01
	25	\$ 3.89	\$ 2.53	\$ 3.92	\$ 2.55	-0.03	-0.02
	26	\$ 3.45	\$ 2.24	\$ 3.46	\$ 2.25	-0.02	-0.01
	28	\$ 3.01	\$ 1.95	\$ 3.07	\$ 1.99	-0.06	-0.04
	30	\$ 2.64	\$ 1.72	\$ 2.69	\$ 1.74	-0.05	-0.03
	32	\$ 2.03	\$ 1.32	\$ 2.02	\$ 1.31	0.01	0.01
	MC	\$ 3.49	\$ 2.27	\$ 3.46	\$ 2.25	0.03	0.03
CURRENCY (US \$/A \$)			\$ 0.6503		\$ 0.6491		0.0012

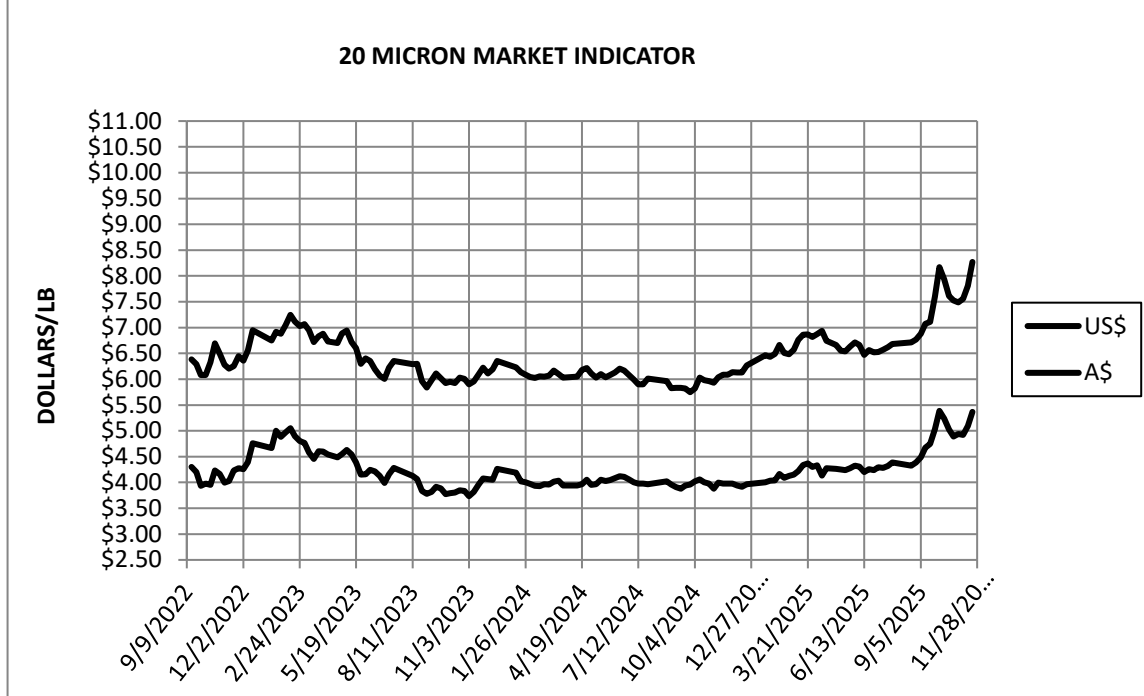


Information source: Wooltrak, Australian Wool Exchange, Weekly Market Review

WEEK ENDING
NOVEMBER 28, 2025

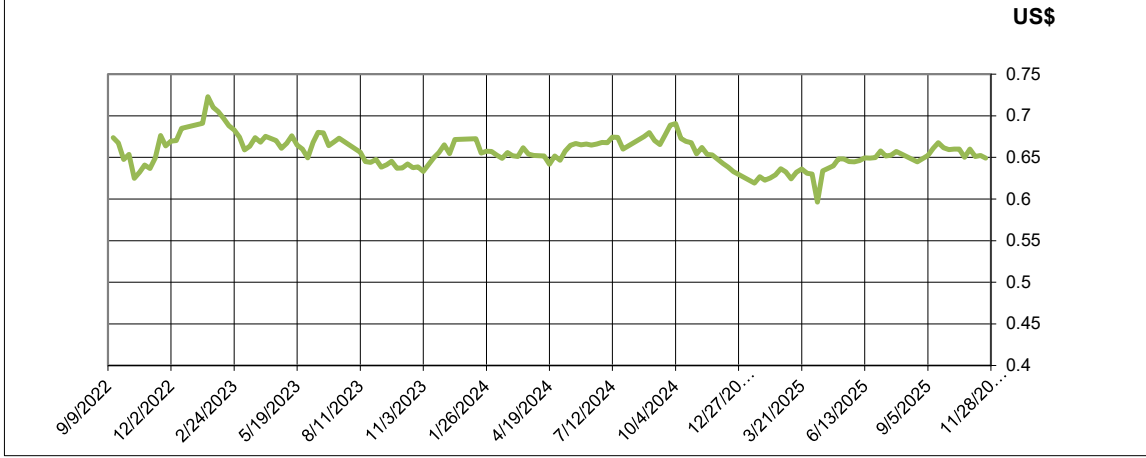
MARKET INDICATOR CHANGES US \$/LB. Clean on floor

CATEGORY	11/28/2025		11/21/2025		Change	
	A\$	US\$	A\$	US\$	A\$	US\$
EASTERN MI	\$ 6.82	\$ 4.44	\$ 6.87	\$ 4.46	-0.05	-0.02
Micron						
17	\$ 9.41	\$ 6.12	\$ 9.50	\$ 6.17	-0.09	-0.05
18	\$ 8.99	\$ 5.84	\$ 9.05	\$ 5.87	-0.06	-0.03
19	\$ 8.45	\$ 5.50	\$ 8.49	\$ 5.51	-0.04	-0.02
20	\$ 8.21	\$ 5.34	\$ 8.27	\$ 5.37	-0.06	-0.03
21	\$ 8.16	\$ 5.30	\$ 8.11	\$ 5.27	0.04	0.04
22	\$ 8.01	\$ 5.21	\$ 8.03	\$ 5.21	-0.02	0.00
23	\$ 7.14	\$ 4.64	\$ 7.14	\$ 4.63	0.00	0.01
24	\$ 7.13	\$ 4.64	\$ 7.13	\$ 4.63	0.00	0.01
25	\$ 3.89	\$ 2.53	\$ 3.92	\$ 2.55	-0.03	-0.02
26	\$ 3.45	\$ 2.24	\$ 3.46	\$ 2.25	-0.02	-0.01
28	\$ 3.01	\$ 1.95	\$ 3.07	\$ 1.99	-0.06	-0.04
30	\$ 2.64	\$ 1.72	\$ 2.69	\$ 1.74	-0.05	-0.03
32	\$ 2.03	\$ 1.32	\$ 2.02	\$ 1.31	0.01	0.01
MC	\$ 3.49	\$ 2.27	\$ 3.46	\$ 2.25	0.03	0.03
CURRENCY (US \$/A \$)		\$ 0.6503		\$ 0.6524		-0.0021



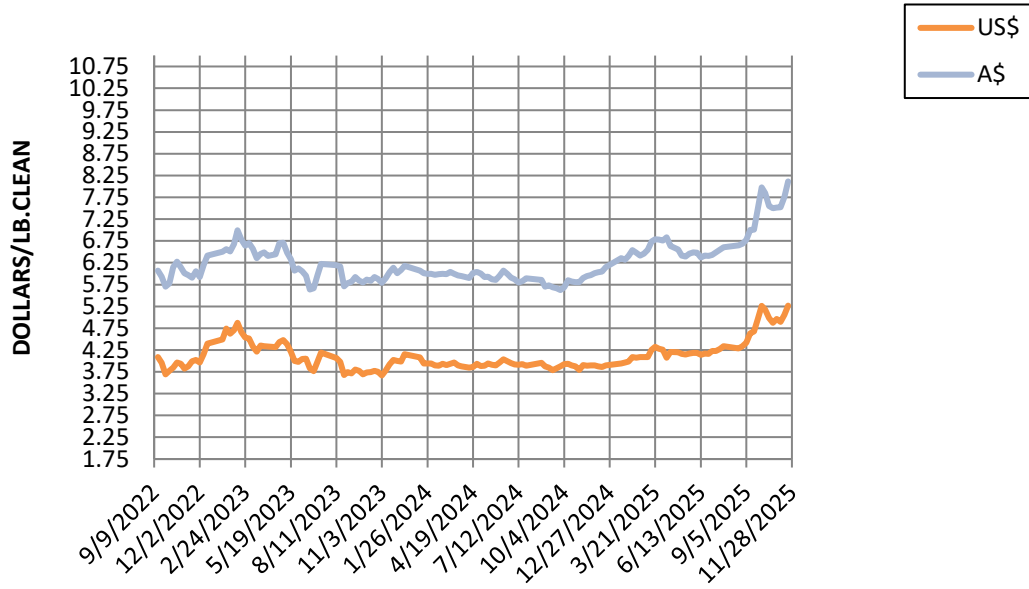
Information source: Wooltrak, Australian Wool Exchange, Weekly Market Review

CURRENCY RATE (US\$:A\$)



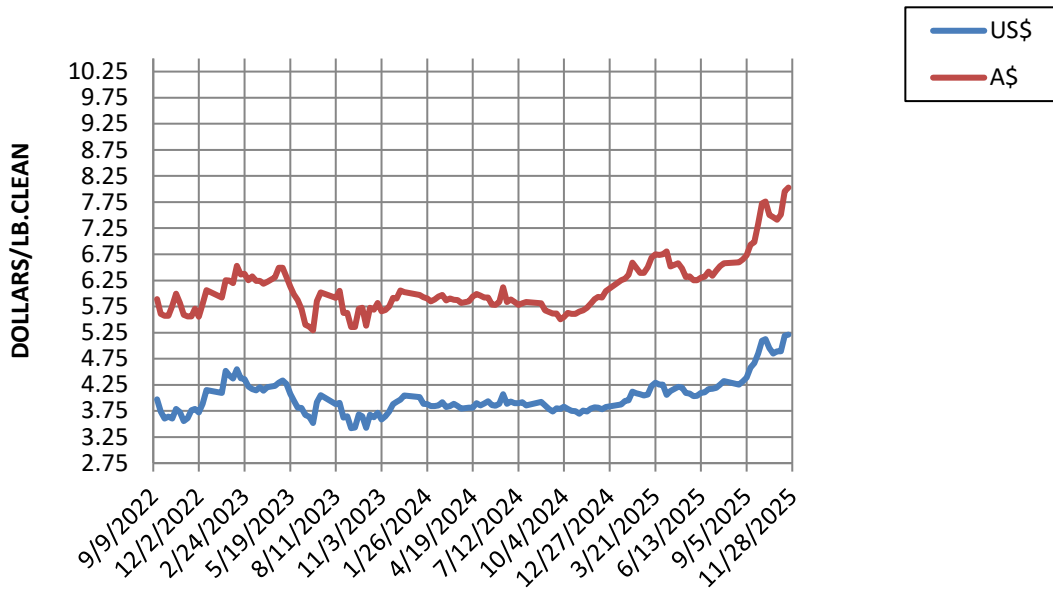
21 MICRON MARKET INDICATOR

A\$ vs US\$

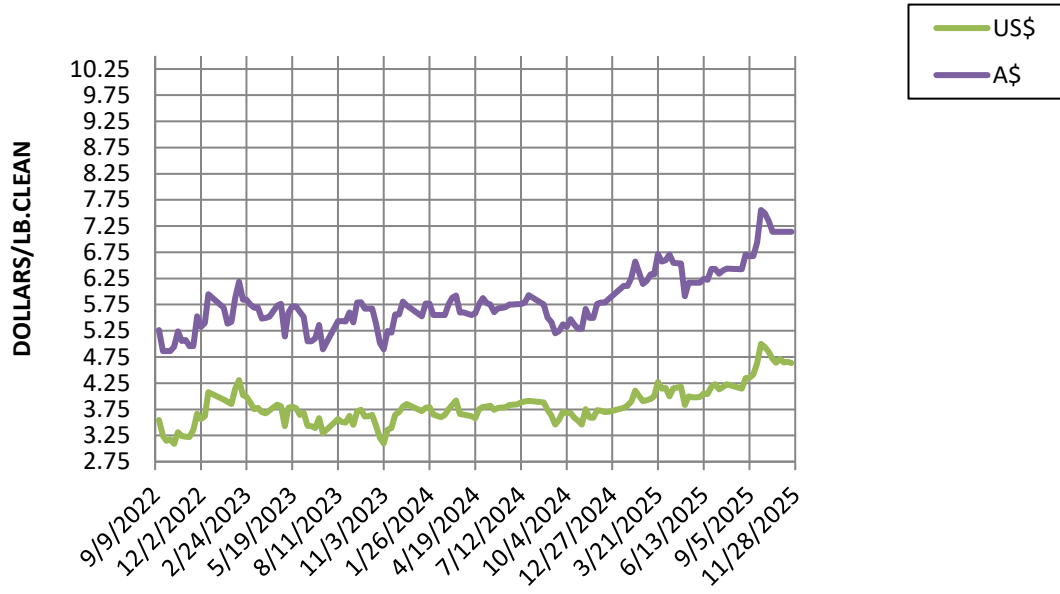


22 MICRON MARKET INDICATOR

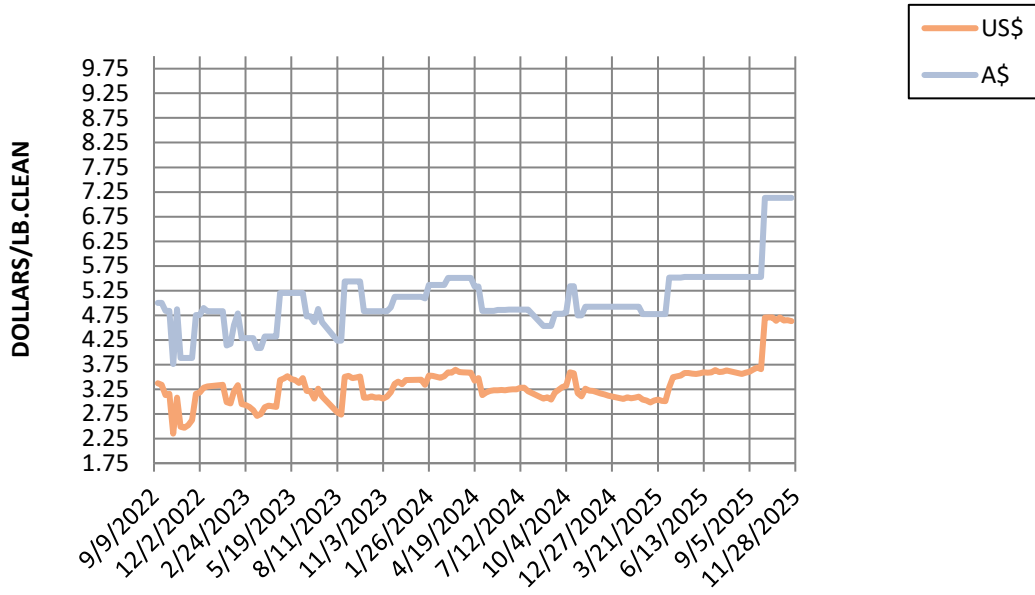
A\$ vs US\$



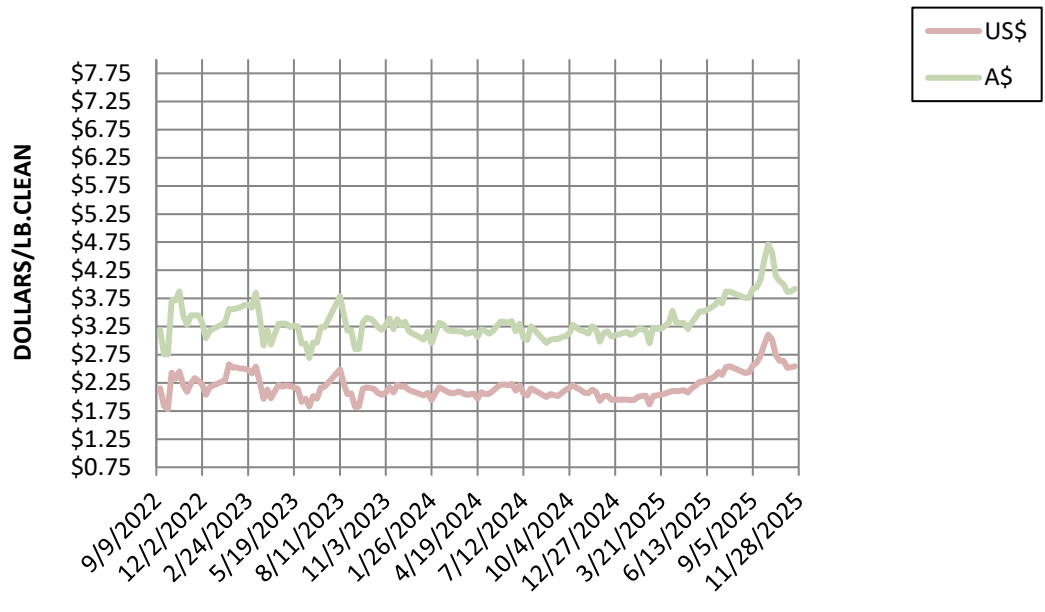
23 MICRON MARKET INDICATOR A\$ vs US\$



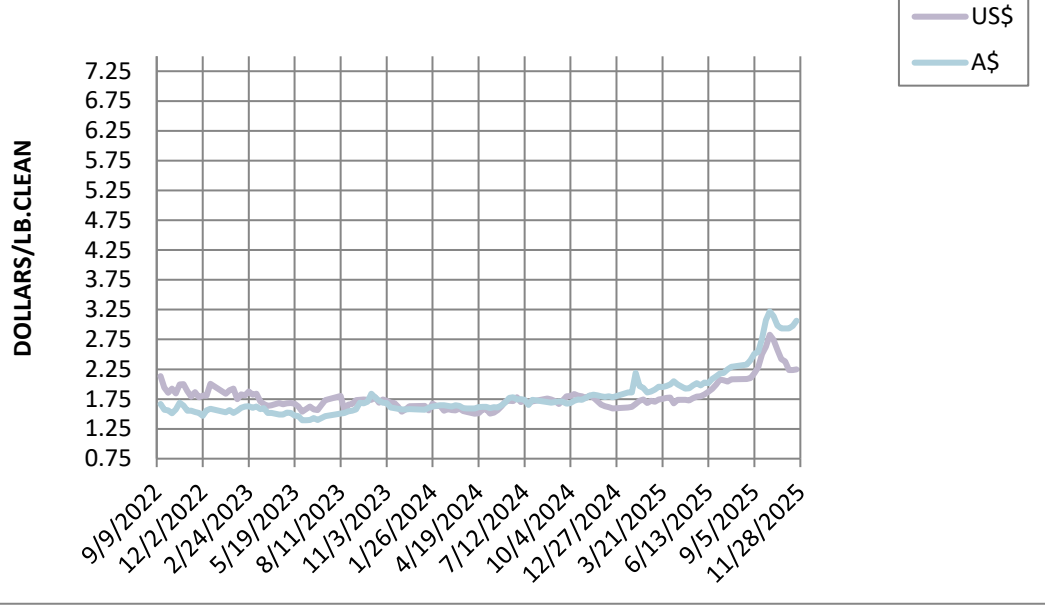
24 MICRON MARKET INDICATOR A\$ vs US\$



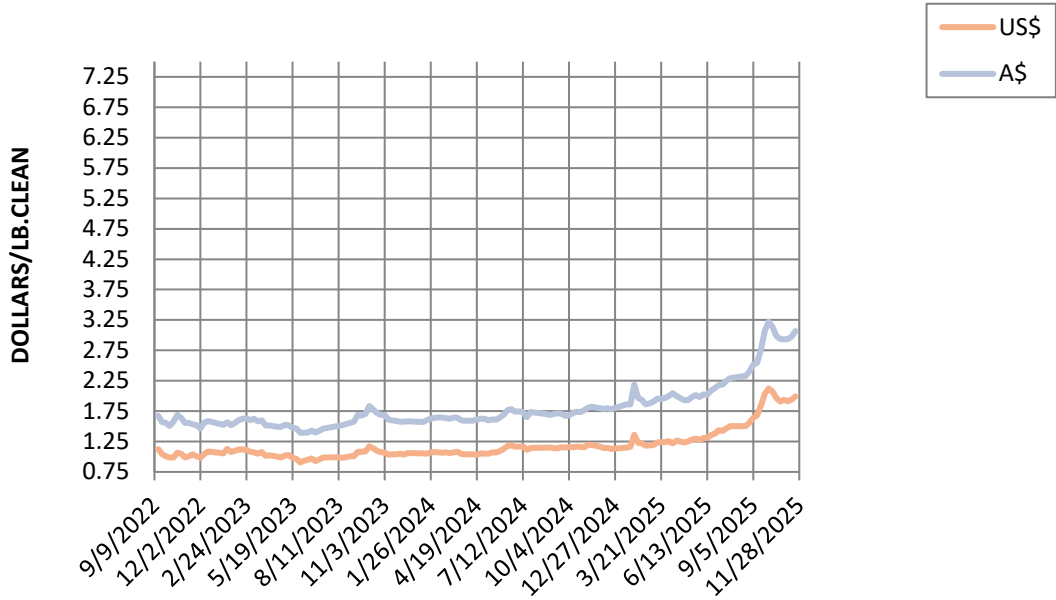
25 MICRON MARKET INDICATOR A\$ vs US\$



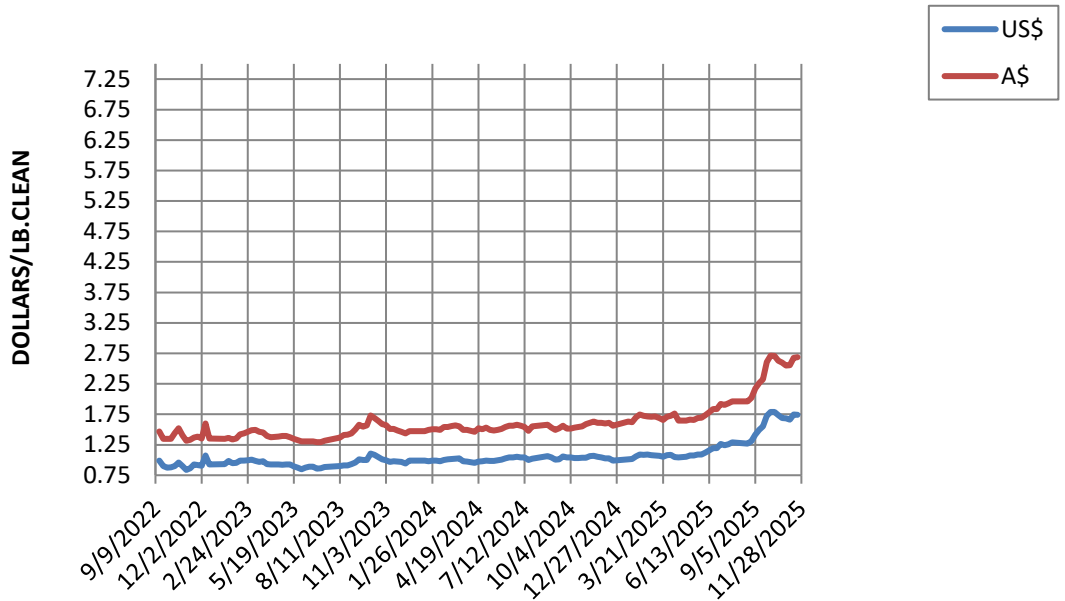
26 MICRON MARKET INDICATOR A\$ vs US\$



28 MICRON MARKET INDICATOR A\$ vs US\$

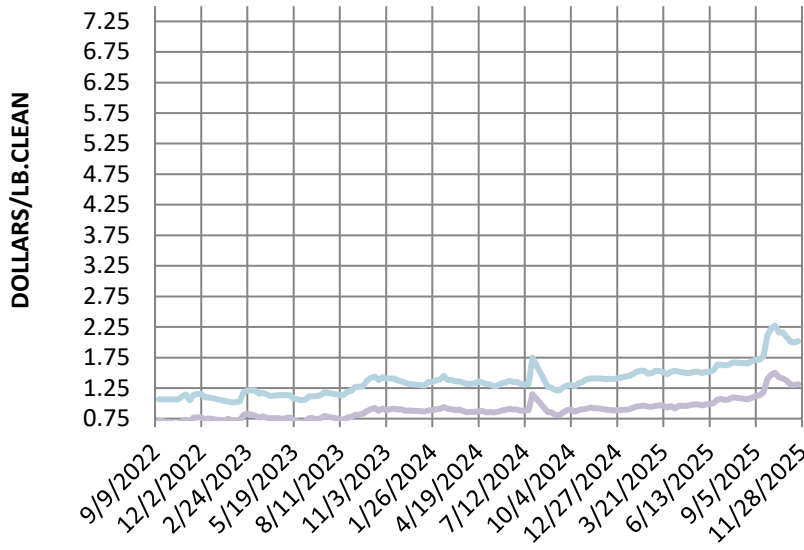


30 MICRON MARKET INDICATOR A\$ vs US\$



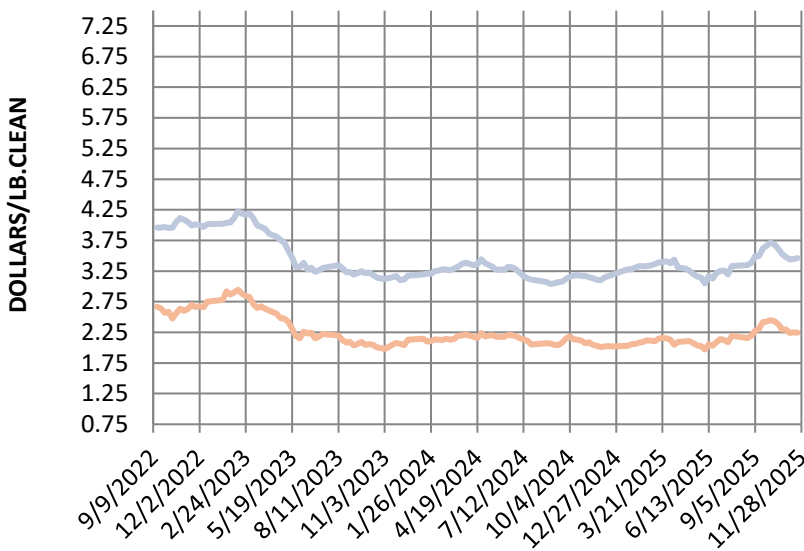
32 MICRON MARKET INDICATOR

A\$ vs US\$

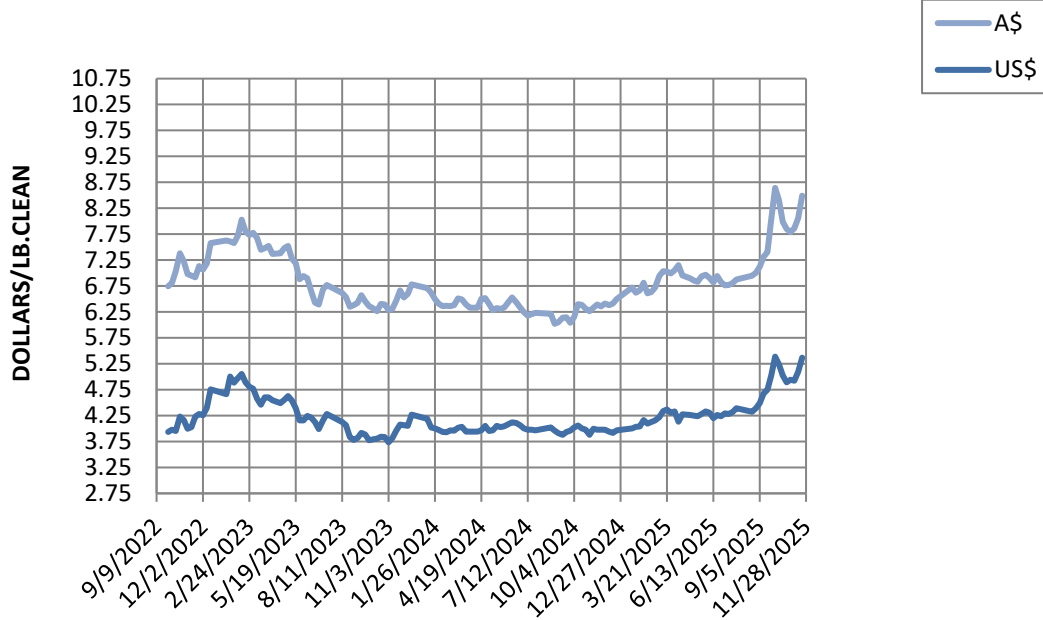


MC MICRON MARKET INDICATOR

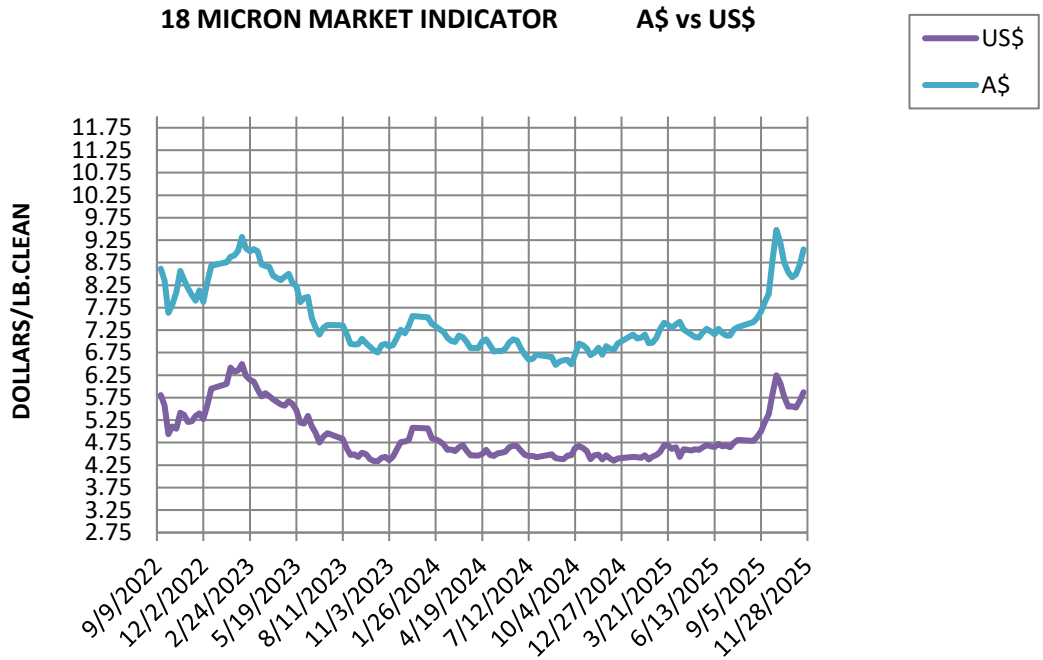
A\$ vs US\$



19 MICRON MARKET INDICATOR A\$ vs US\$



18 MICRON MARKET INDICATOR A\$ vs US\$



17 MICRON MARKET INDICATOR

A\$ vs US\$

