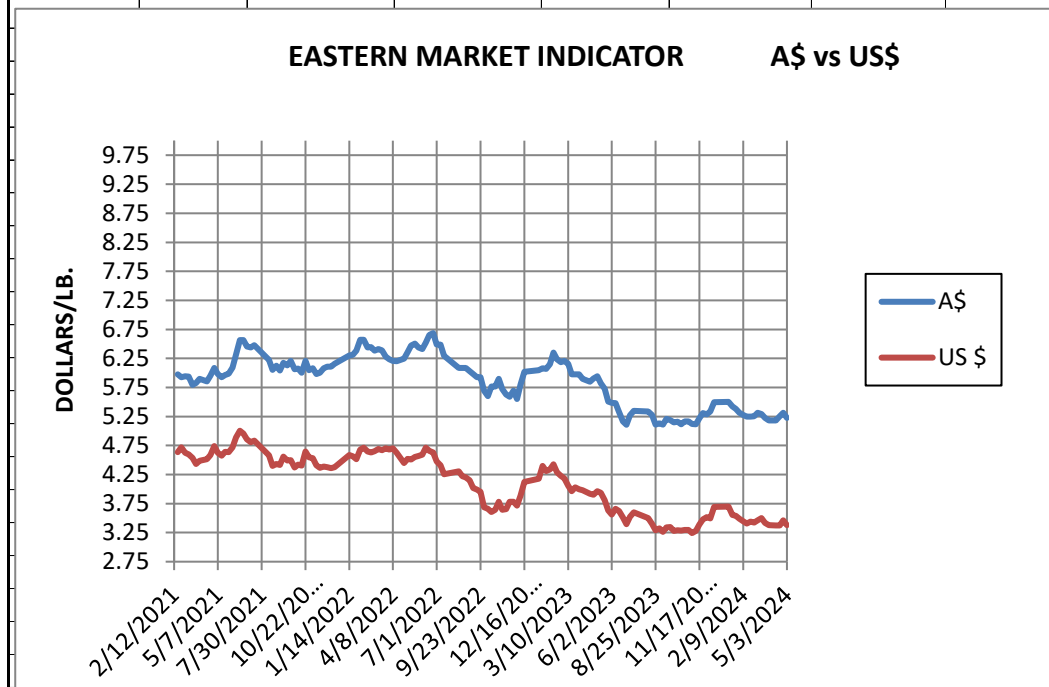


WEEK ENDING  
MAY 3, 2024

MARKET INDICATOR CHANGE		US \$/LB.		Clean on floor			
CATEGORY		5/3/2024		4/26/2024		Change	
		A\$	US\$	A\$	US\$	A\$	US\$
EASTERN	MI	\$ 5.23	\$ 3.38	\$ 5.32	\$ 3.46	-0.09	-0.08
	Micron						
	17	\$ 7.76	\$ 5.02	\$ 7.90	\$ 5.15	-0.15	-0.13
	18	\$ 6.92	\$ 4.47	\$ 7.04	\$ 4.59	-0.13	-0.12
	19	\$ 6.40	\$ 4.14	\$ 6.51	\$ 4.24	-0.11	-0.10
	20	\$ 6.11	\$ 3.95	\$ 6.22	\$ 4.05	-0.10	-0.10
	21	\$ 6.01	\$ 3.88	\$ 6.04	\$ 3.94	-0.03	-0.05
	22	\$ 5.96	\$ 3.85	\$ 5.99	\$ 3.90	-0.03	-0.05
	23	\$ 5.87	\$ 3.80	\$ 5.76	\$ 3.75	0.11	0.05
	24	\$ 4.84	\$ 3.13	\$ 5.33	\$ 3.47	-0.49	-0.34
	25	\$ 3.17	\$ 2.05	\$ 3.20	\$ 2.08	-0.03	-0.03
	26	\$ 2.45	\$ 1.58	\$ 2.41	\$ 1.57	0.04	0.01
	28	\$ 1.62	\$ 1.05	\$ 1.62	\$ 1.06	0.00	-0.01
	30	\$ 1.53	\$ 0.99	\$ 1.51	\$ 0.98	0.03	0.01
	32	\$ 1.32	\$ 0.85	\$ 1.34	\$ 0.87	-0.02	-0.02
	MC	\$ 3.38	\$ 2.18	\$ 3.44	\$ 2.24	-0.06	-0.06
CURRENCY (US \$/A \$)			\$ 0.6467		\$ 0.6516		-0.0049



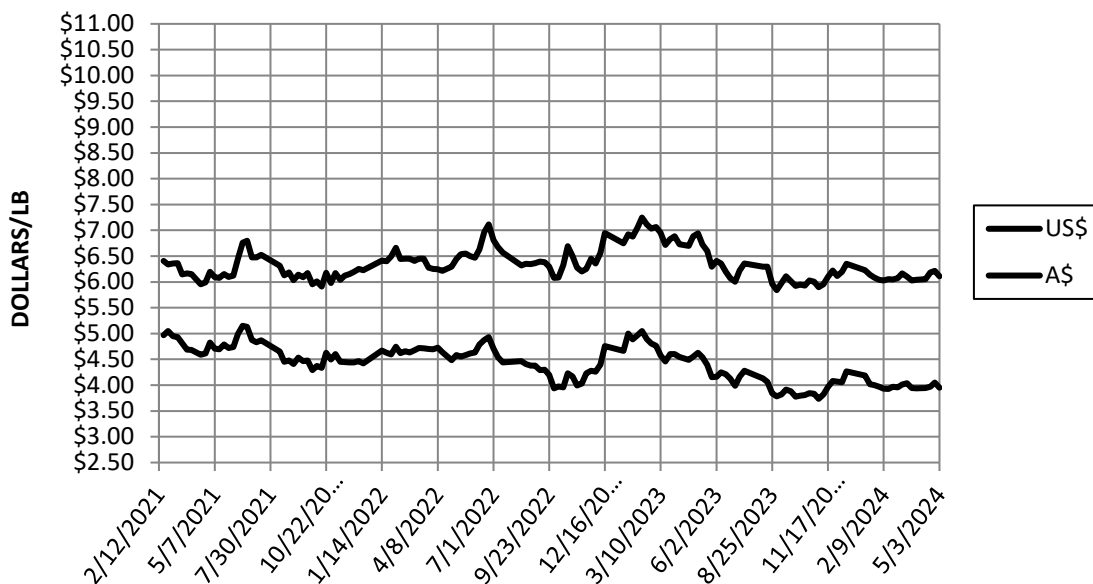
Information source: Wooltrak, Australian Wool Exchange, Weekly Market Review

WEEK ENDING  
MAY 3, 2024

**MARKET INDICATOR CHANGES** US \$/LB. Clean on floor

CATEGORY	5/3/2024		4/26/2024		Change	
	A\$	US\$	A\$	US\$	A\$	US\$
EASTERN MI	\$ 5.23	\$ 3.38	\$ 5.32	\$ 3.46	-0.09	-0.08
Micron						
17	\$ 7.76	\$ 5.02	\$ 7.90	\$ 5.15	-0.15	-0.13
18	\$ 6.92	\$ 4.47	\$ 7.04	\$ 4.59	-0.13	-0.12
19	\$ 6.40	\$ 4.14	\$ 6.51	\$ 4.24	-0.11	-0.10
20	\$ 6.11	\$ 3.95	\$ 6.22	\$ 4.05	-0.10	-0.10
21	\$ 6.01	\$ 3.88	\$ 6.04	\$ 3.94	-0.03	-0.05
22	\$ 5.96	\$ 3.85	\$ 5.99	\$ 3.90	-0.03	-0.05
23	\$ 5.87	\$ 3.80	\$ 5.76	\$ 3.75	0.11	0.05
24	\$ 4.84	\$ 3.13	\$ 5.33	\$ 3.47	-0.49	-0.34
25	\$ 3.17	\$ 2.05	\$ 3.20	\$ 2.08	-0.03	-0.03
26	\$ 2.45	\$ 1.58	\$ 2.41	\$ 1.57	0.04	0.01
28	\$ 1.62	\$ 1.05	\$ 1.62	\$ 1.06	0.00	-0.01
30	\$ 1.53	\$ 0.99	\$ 1.51	\$ 0.98	0.03	0.01
32	\$ 1.32	\$ 0.85	\$ 1.34	\$ 0.87	-0.02	-0.02
MC	\$ 3.38	\$ 2.18	\$ 3.44	\$ 2.24	-0.06	-0.06
CURRENCY (US \$/A \$)		\$ 0.6467		\$ 0.6516		-0.0049

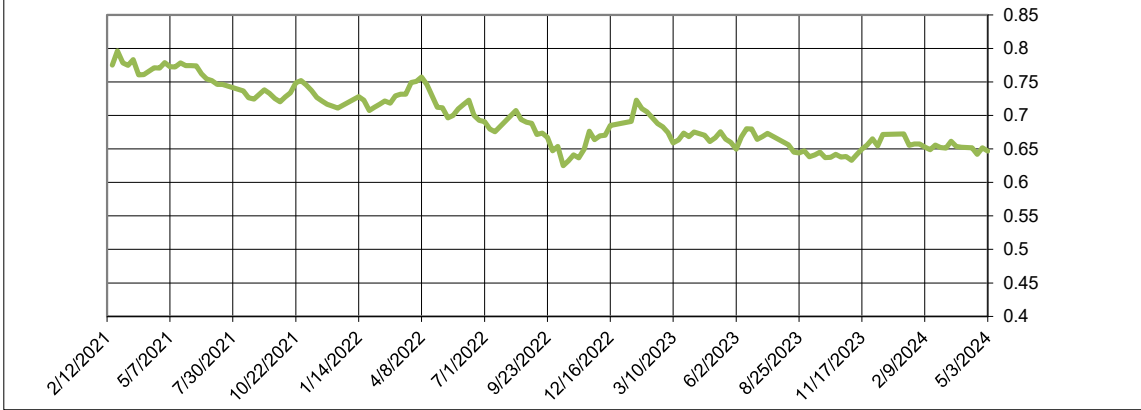
**20 MICRON MARKET INDICATOR**



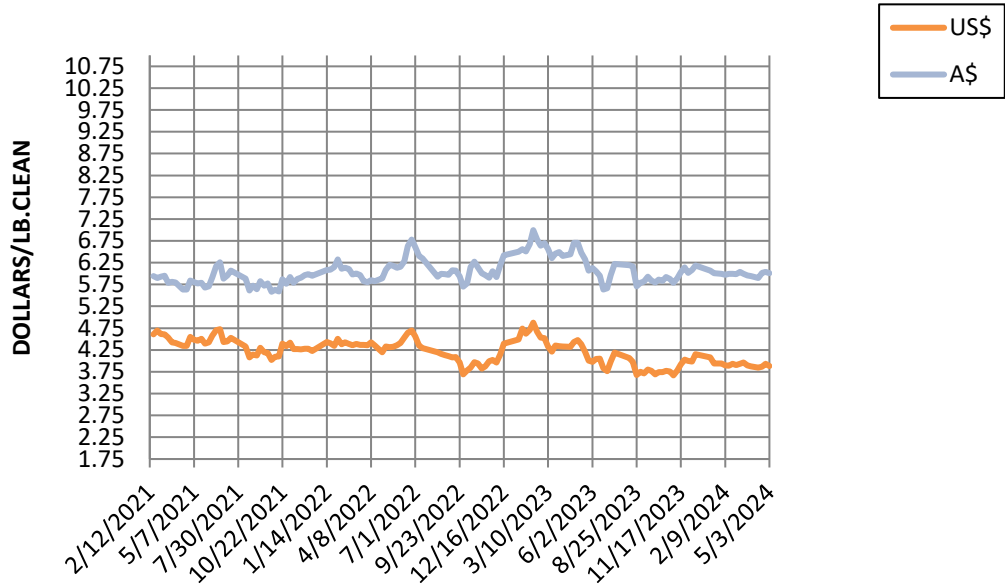
Information source: Wooltrak, Australian Wool Exchange, Weekly Market Review

### CURRENCY RATE (US\$:A\$)

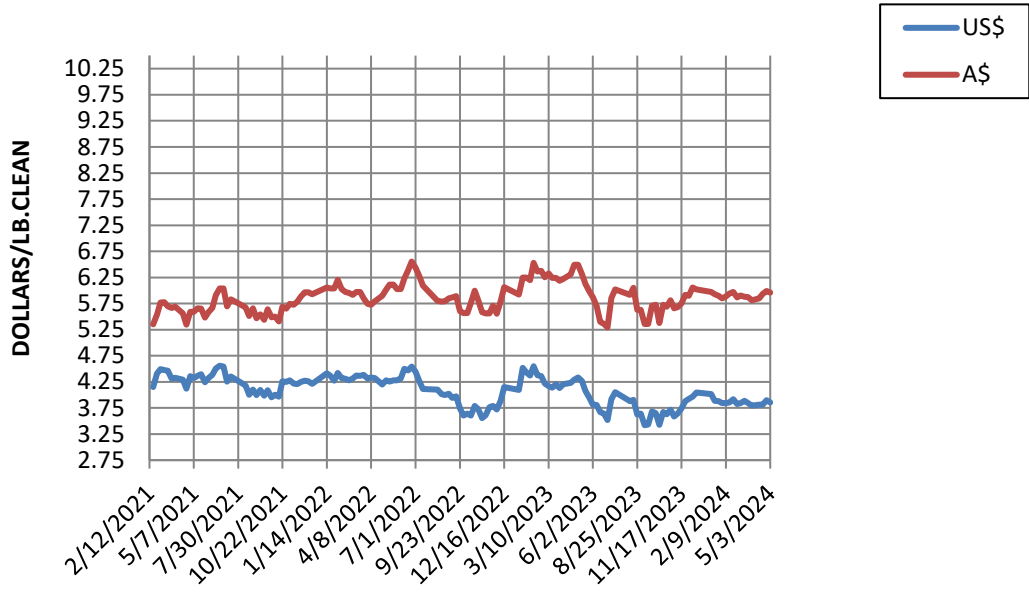
US\$



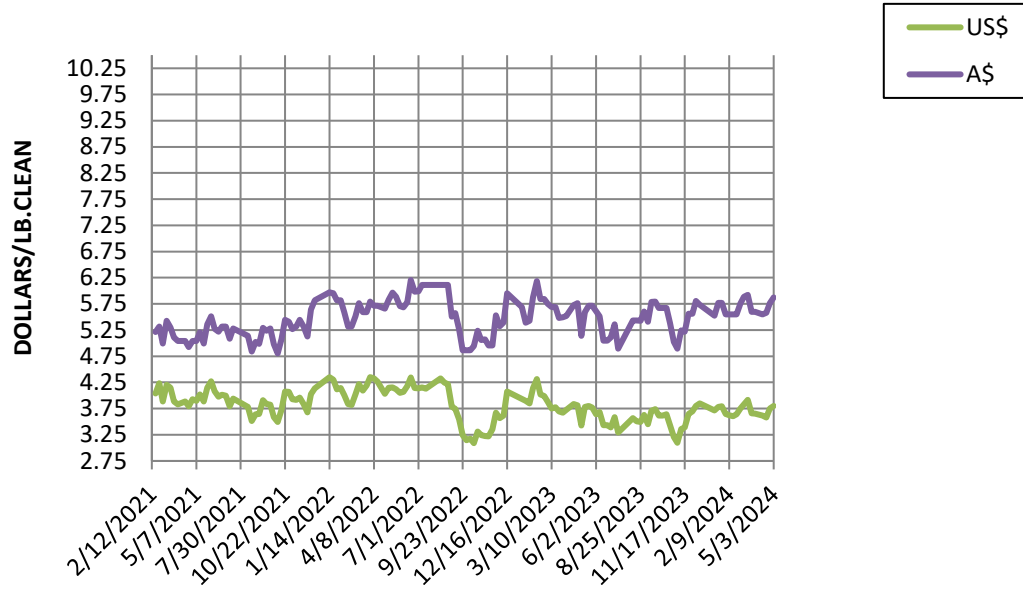
### 21 MICRON MARKET INDICATOR A\$ vs US\$



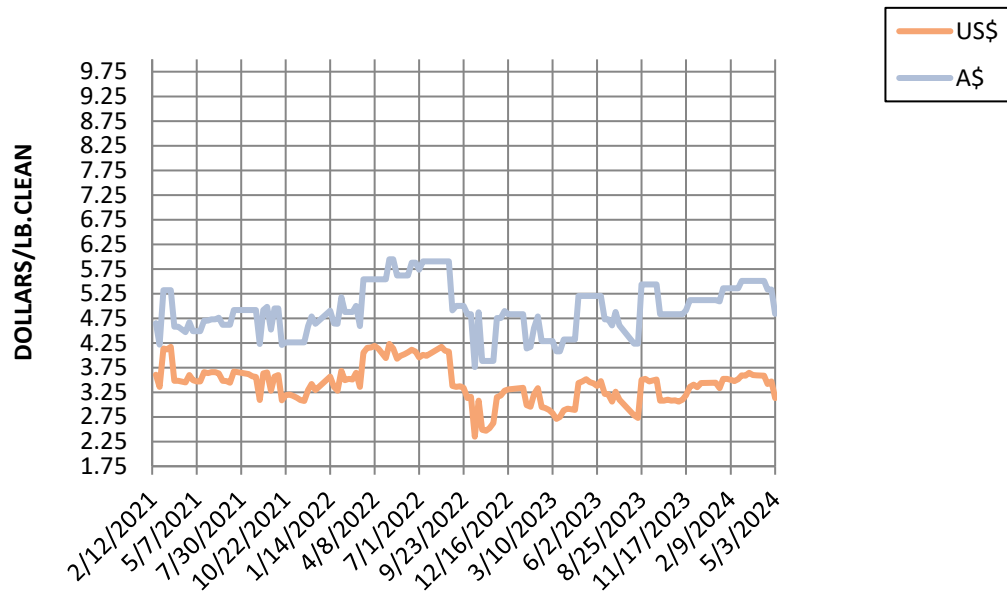
### 22 MICRON MARKET INDICATOR A\$ vs US\$



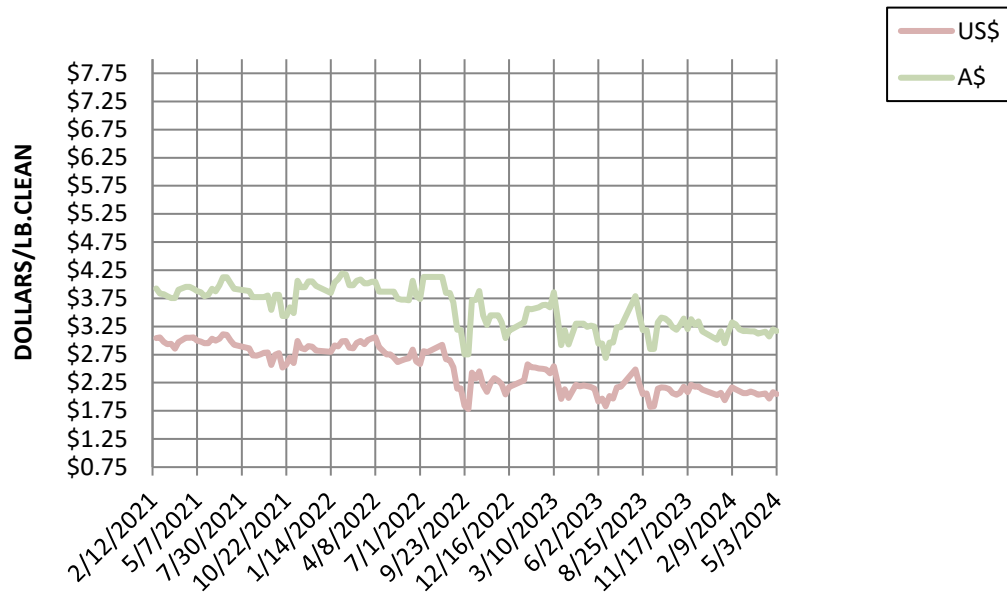
23 MICRON MARKET INDICATOR A\$ vs US\$



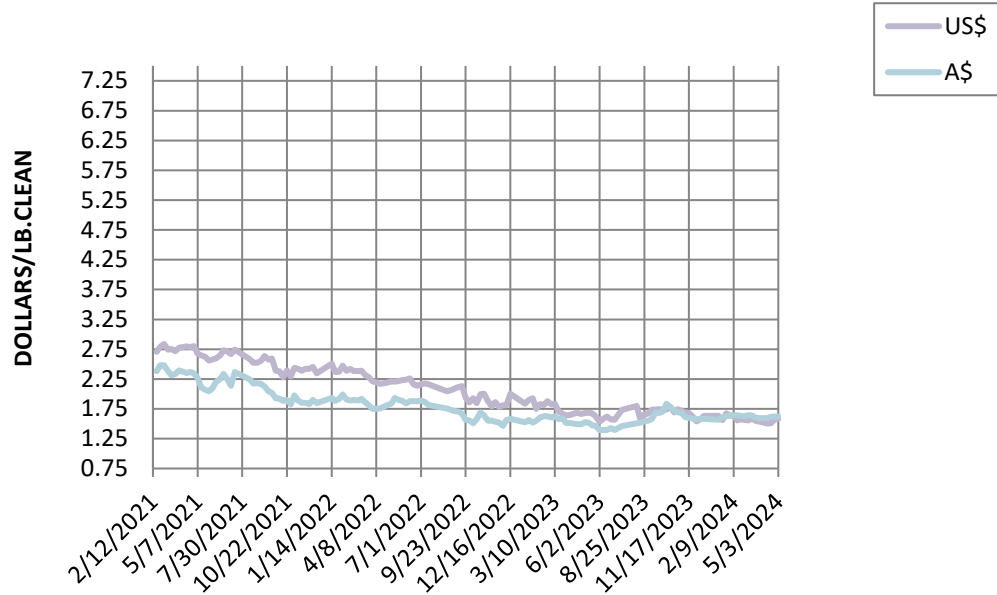
24 MICRON MARKET INDICATOR A\$ vs US\$



25 MICRON MARKET INDICATOR A\$ vs US\$

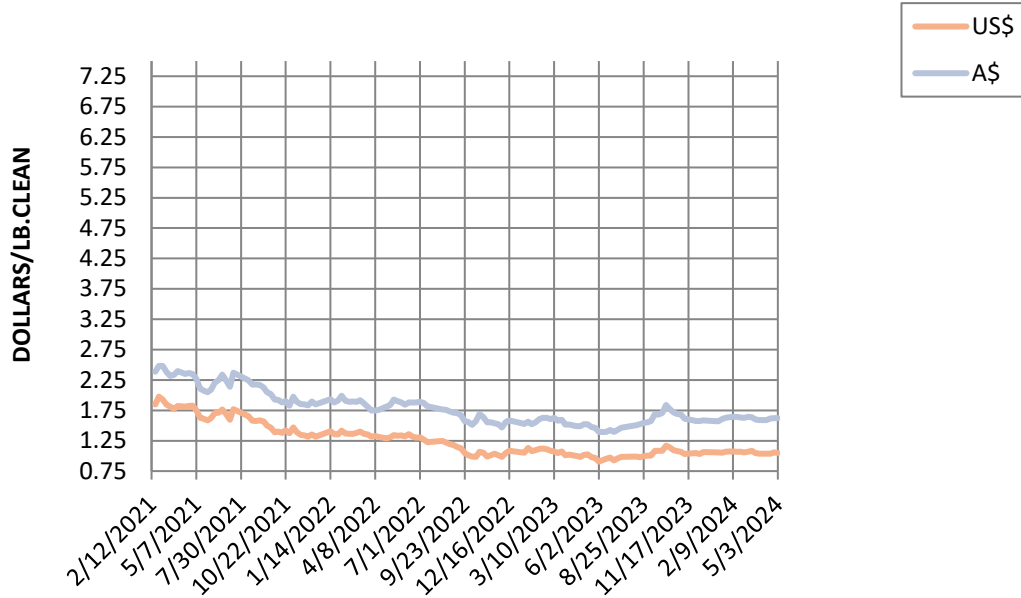


26 MICRON MARKET INDICATOR A\$ vs US\$



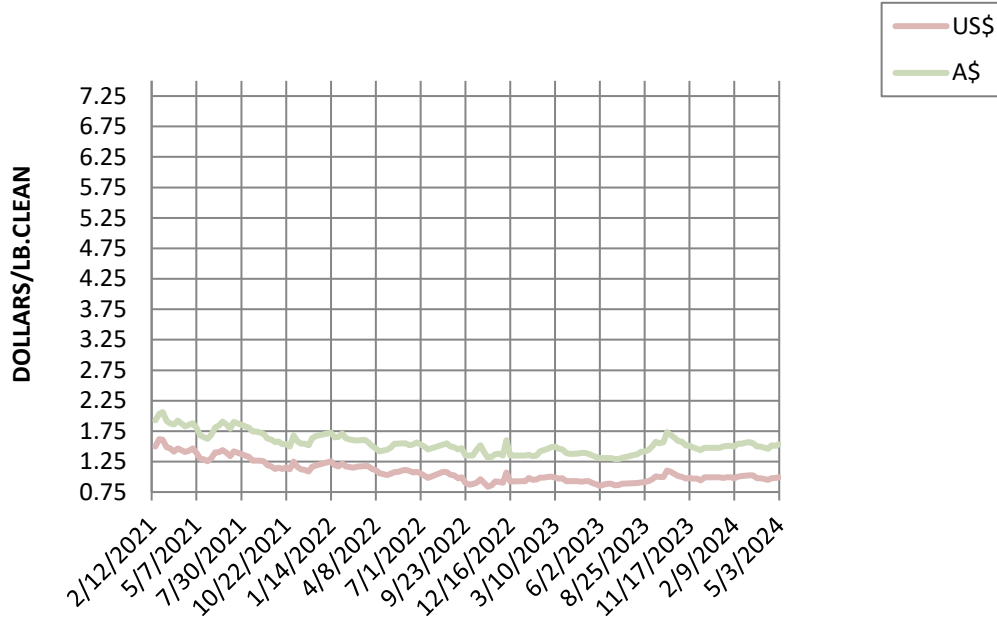
28 MICRON MARKET INDICATOR

A\$ vs US\$



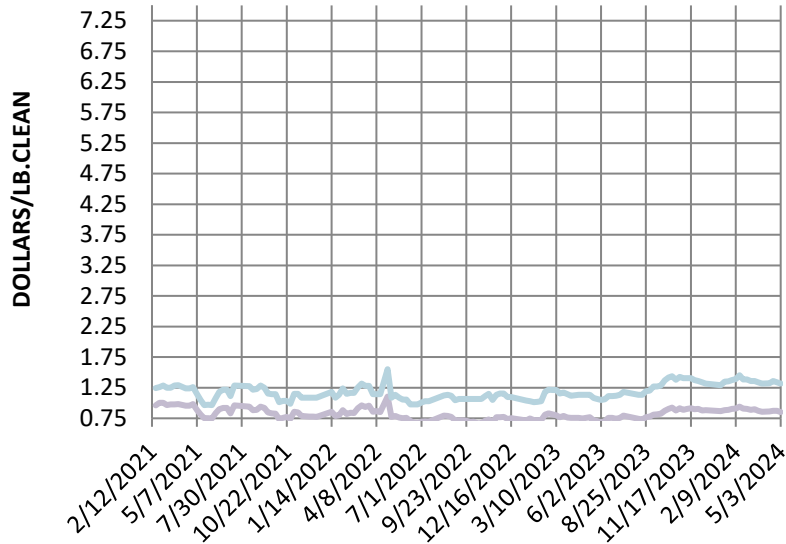
30 MICRON MARKET INDICATOR

A\$ vs US\$



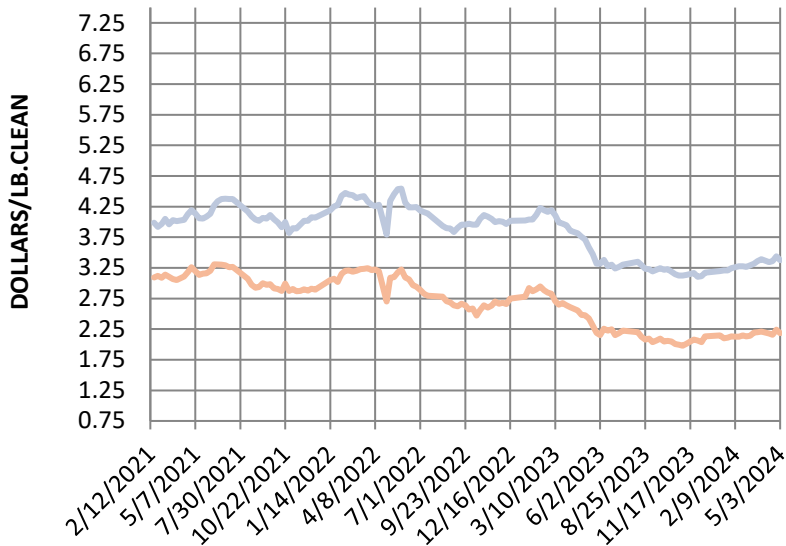
### 32 MICRON MARKET INDICATOR

A\$ vs US\$



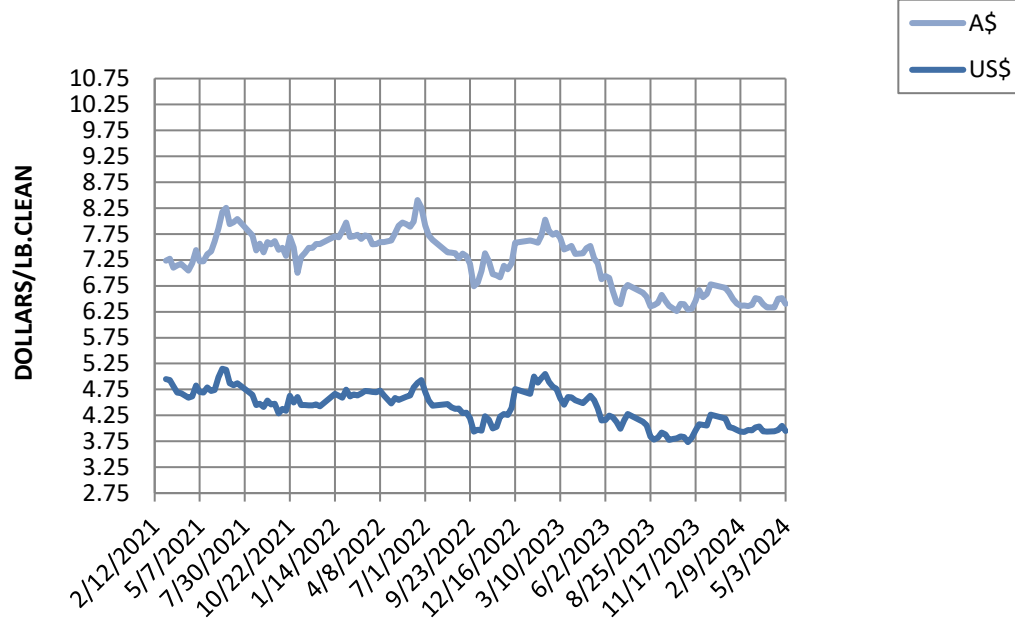
### MC MICRON MARKET INDICATOR

A\$ vs US\$

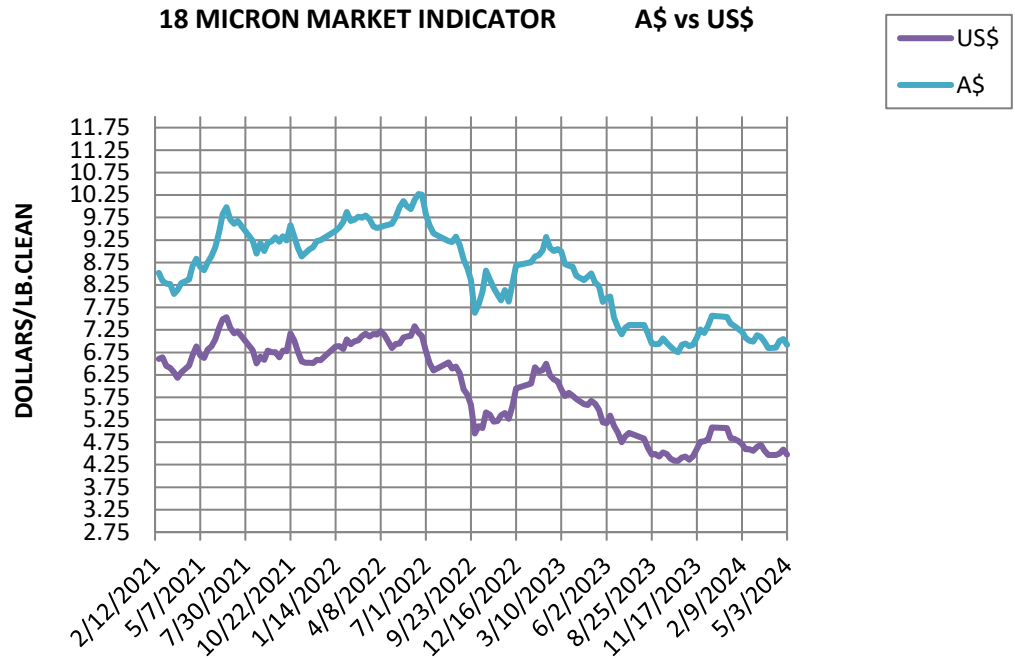




**19 MICRON MARKET INDICATOR A\$ vs US\$**



**18 MICRON MARKET INDICATOR A\$ vs US\$**



17 MICRON MARKET INDICATOR

A\$ vs US\$

