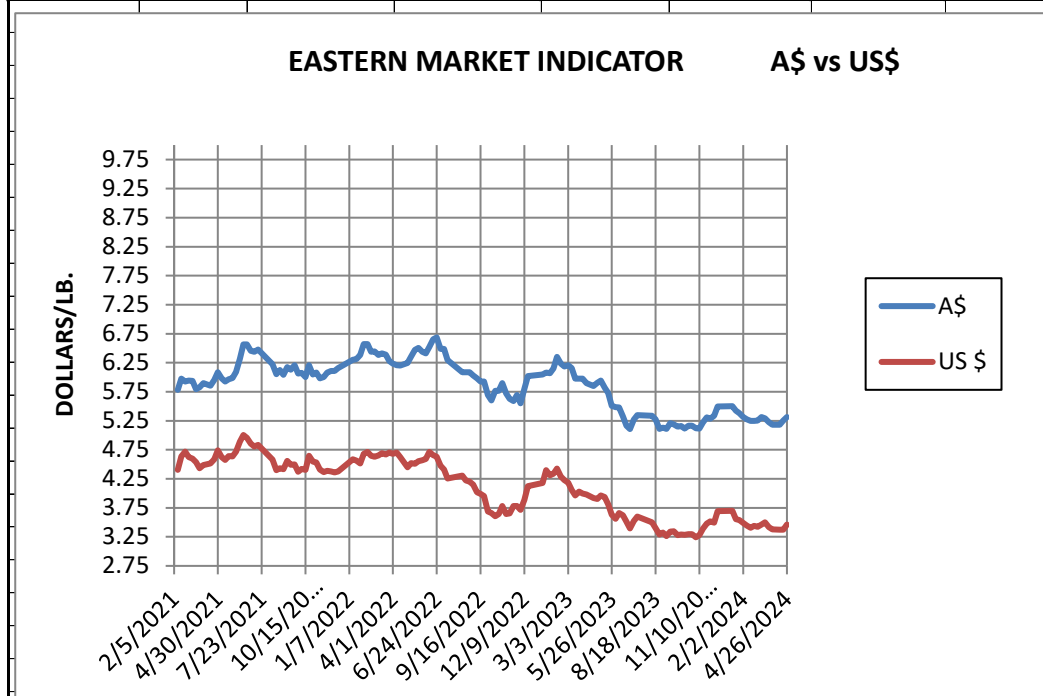


WEEK ENDING
APRIL 26, 2024

MARKET INDICATOR CHANGE		US \$/LB.		Clean on floor			
CATEGORY		4/26/2024		4/19/2024		Change	
		A\$	US\$	A\$	US\$	A\$	US\$
EASTERN	MI	\$ 5.32	\$ 3.46	\$ 5.25	\$ 3.37	0.06	0.09
	Micron						
	17	\$ 7.90	\$ 5.15	\$ 7.77	\$ 4.99	0.13	0.16
	18	\$ 7.04	\$ 4.59	\$ 7.00	\$ 4.49	0.04	0.10
	19	\$ 6.51	\$ 4.24	\$ 6.50	\$ 4.17	0.01	0.07
	20	\$ 6.22	\$ 4.05	\$ 6.18	\$ 3.97	0.03	0.08
	21	\$ 6.04	\$ 3.94	\$ 6.02	\$ 3.86	0.02	0.07
	22	\$ 5.99	\$ 3.90	\$ 5.94	\$ 3.81	0.05	0.09
	23	\$ 5.76	\$ 3.75	\$ 5.58	\$ 3.58	0.18	0.17
	24	\$ 5.33	\$ 3.47	\$ 5.33	\$ 3.42	0.00	0.05
	25	\$ 3.20	\$ 2.08	\$ 3.07	\$ 1.97	0.13	0.11
	26	\$ 2.41	\$ 1.57	\$ 2.35	\$ 1.51	0.06	0.06
	28	\$ 1.62	\$ 1.06	\$ 1.61	\$ 1.04	0.01	0.02
	30	\$ 1.51	\$ 0.98	\$ 1.52	\$ 0.98	-0.01	0.01
	32	\$ 1.34	\$ 0.87	\$ 1.36	\$ 0.87	-0.02	0.00
	MC	\$ 3.44	\$ 2.24	\$ 3.36	\$ 2.16	0.08	0.08
CURRENCY (US \$/A \$)			\$ 0.6516		\$ 0.6418		0.0098



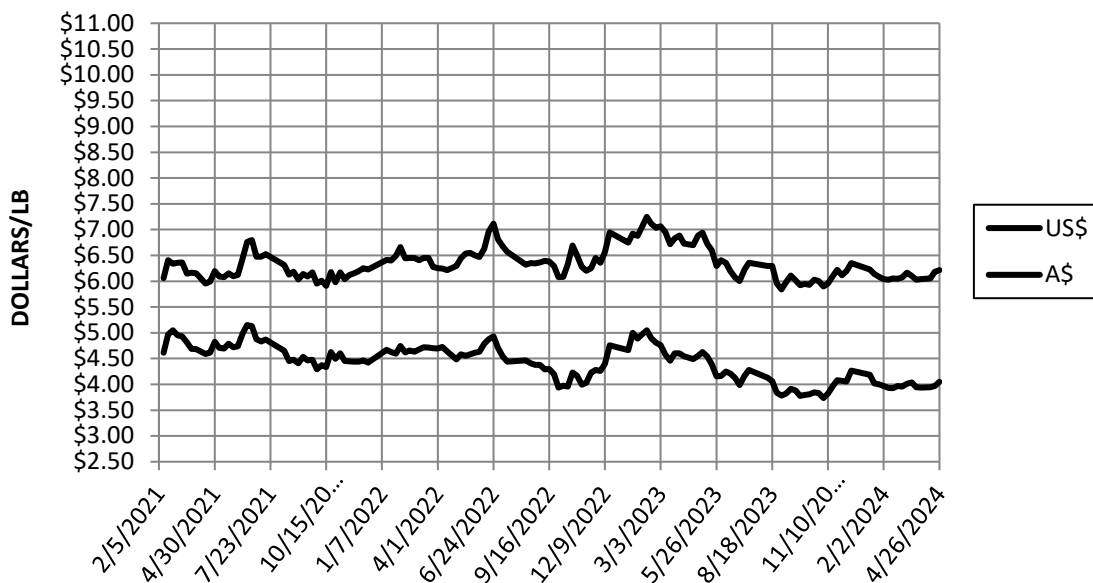
Information source: Wooltrak, Australian Wool Exchange, Weekly Market Review

WEEK ENDING
APRIL 26 , 2024

MARKET INDICATOR CHANGES US \$/LB. Clean on floor

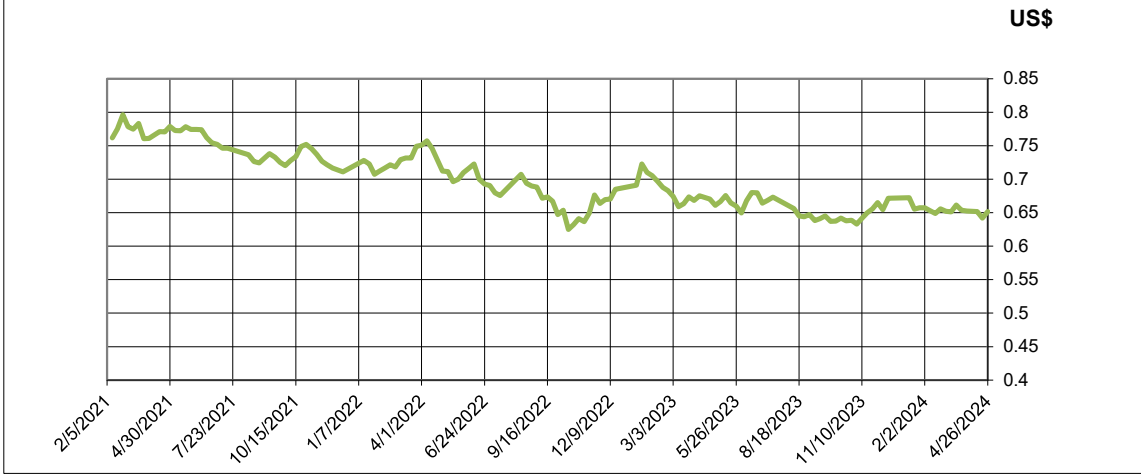
CATEGORY	4/26/2024		4/19/2024		Change	
	A\$	US\$	A\$	US\$	A\$	US\$
EASTERN MI	\$ 5.32	\$ 3.46	\$ 5.25	\$ 3.37	0.06	0.09
Micron						
17	\$ 7.90	\$ 5.15	\$ 7.77	\$ 4.99	0.13	0.16
18	\$ 7.04	\$ 4.59	\$ 7.00	\$ 4.49	0.04	0.10
19	\$ 6.51	\$ 4.24	\$ 6.50	\$ 4.17	0.01	0.07
20	\$ 6.22	\$ 4.05	\$ 6.18	\$ 3.97	0.03	0.08
21	\$ 6.04	\$ 3.94	\$ 6.02	\$ 3.86	0.02	0.07
22	\$ 5.99	\$ 3.90	\$ 5.94	\$ 3.81	0.05	0.09
23	\$ 5.76	\$ 3.75	\$ 5.58	\$ 3.58	0.18	0.17
24	\$ 5.33	\$ 3.47	\$ 5.33	\$ 3.42	0.00	0.05
25	\$ 3.20	\$ 2.08	\$ 3.07	\$ 1.97	0.13	0.11
26	\$ 2.41	\$ 1.57	\$ 2.35	\$ 1.51	0.06	0.06
28	\$ 1.62	\$ 1.06	\$ 1.61	\$ 1.04	0.01	0.02
30	\$ 1.51	\$ 0.98	\$ 1.52	\$ 0.98	-0.01	0.01
32	\$ 1.34	\$ 0.87	\$ 1.36	\$ 0.87	-0.02	0.00
MC	\$ 3.44	\$ 2.24	\$ 3.36	\$ 2.16	0.08	0.08
CURRENCY (US \$/A \$)		\$ 0.6516		\$ 0.6418		0.0098

20 MICRON MARKET INDICATOR

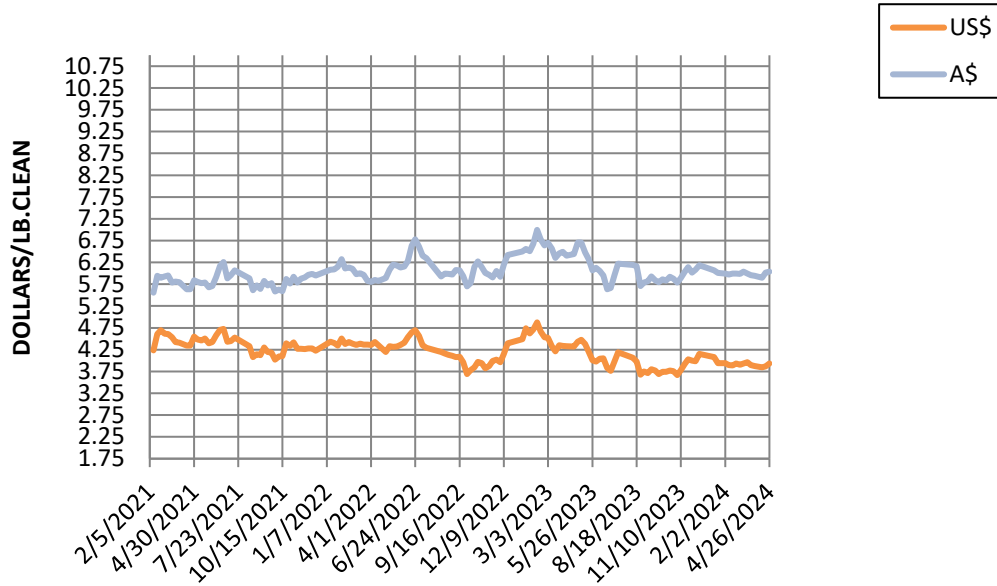


Information source: Wooltrak, Australian Wool Exchange, Weekly Market Review

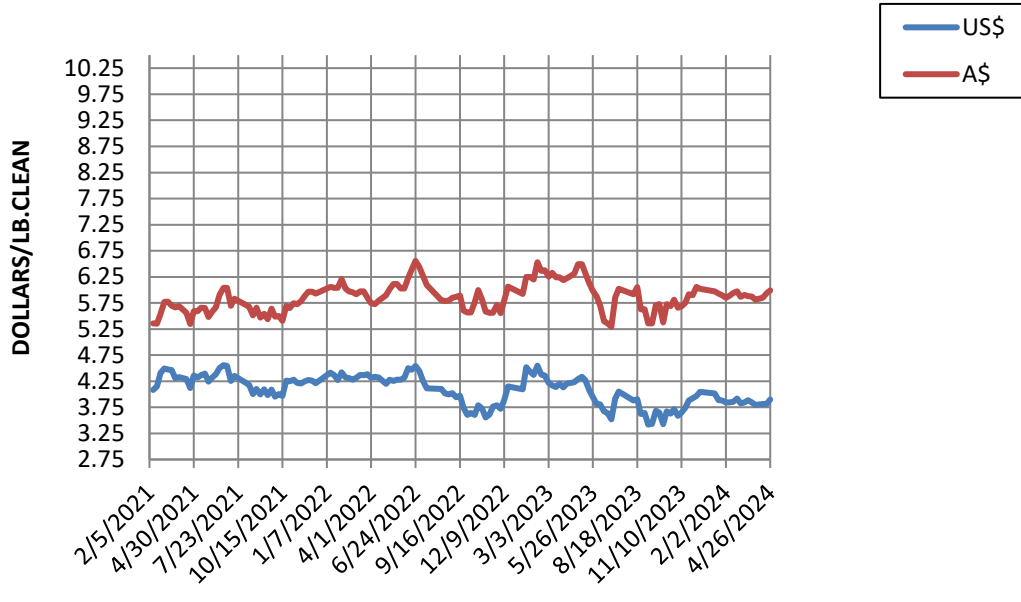
CURRENCY RATE (US\$:A\$)



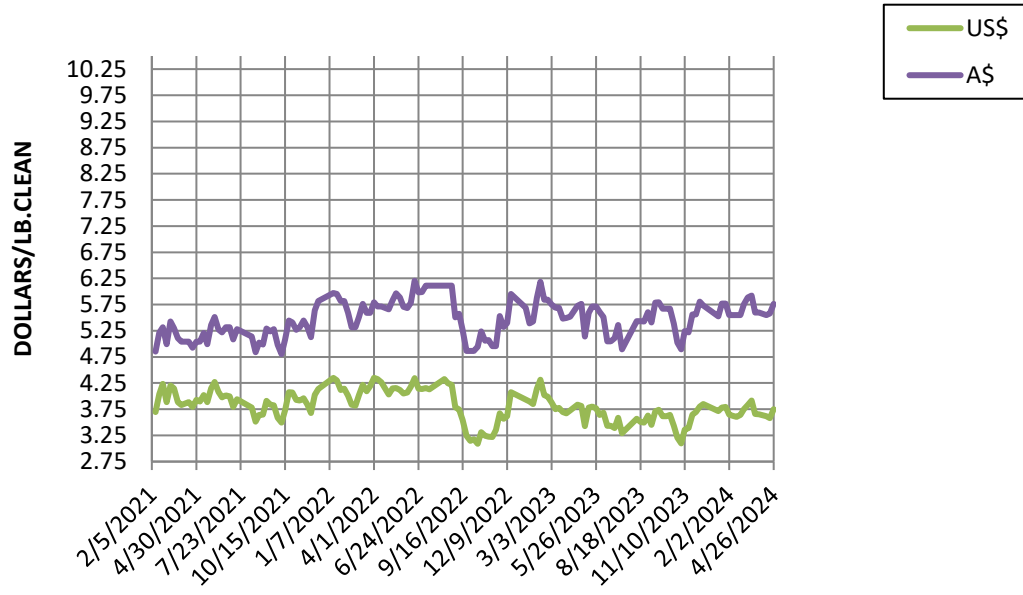
21 MICRON MARKET INDICATOR A\$ vs US\$



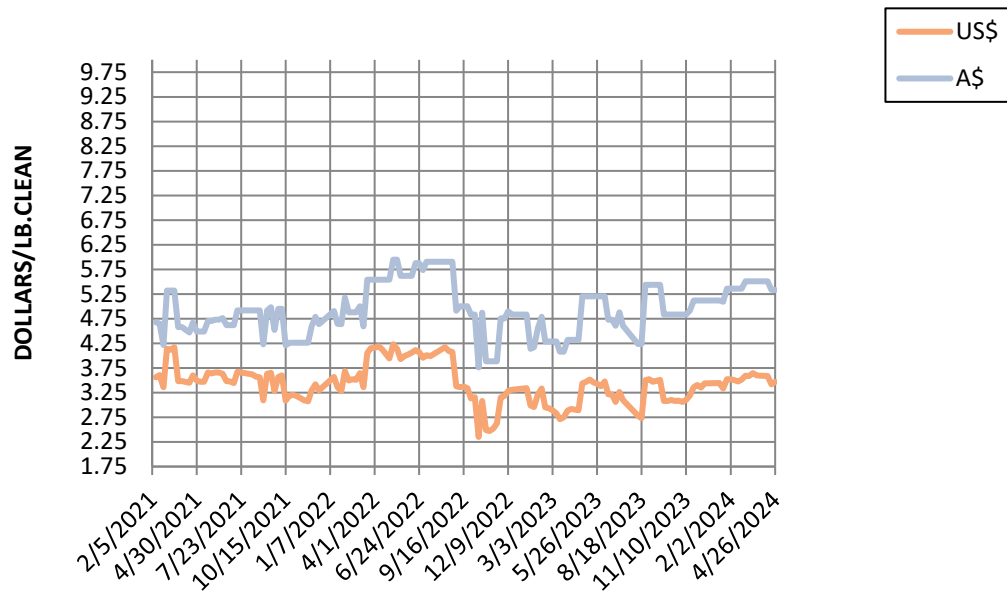
22 MICRON MARKET INDICATOR A\$ vs US\$



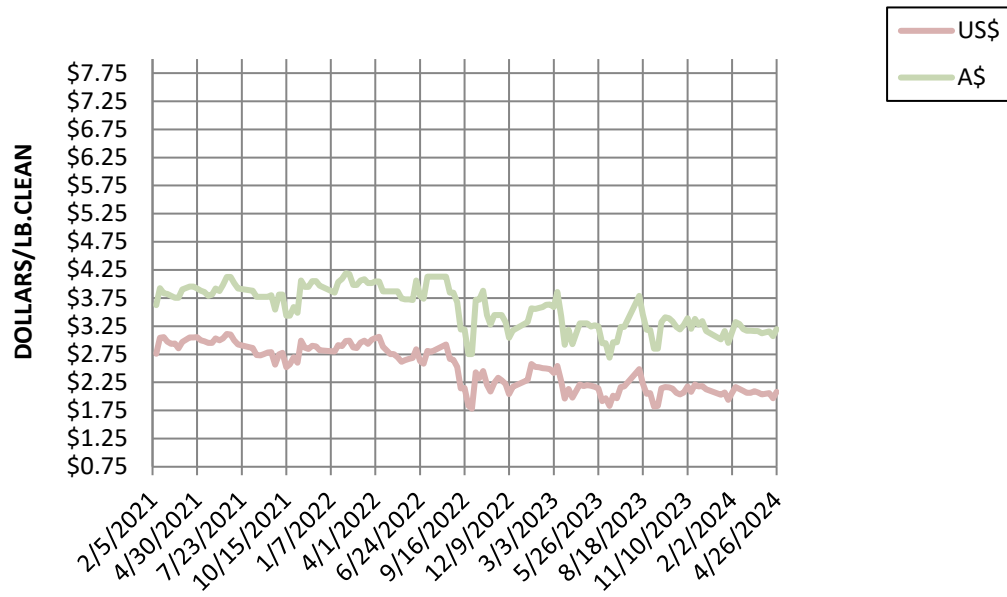
23 MICRON MARKET INDICATOR A\$ vs US\$



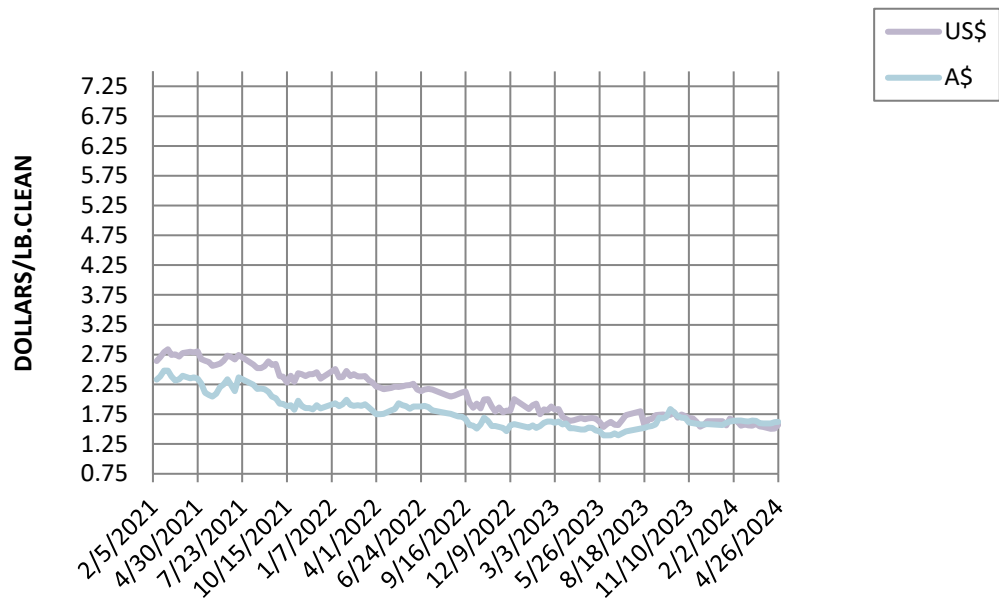
24 MICRON MARKET INDICATOR A\$ vs US\$



25 MICRON MARKET INDICATOR A\$ vs US\$

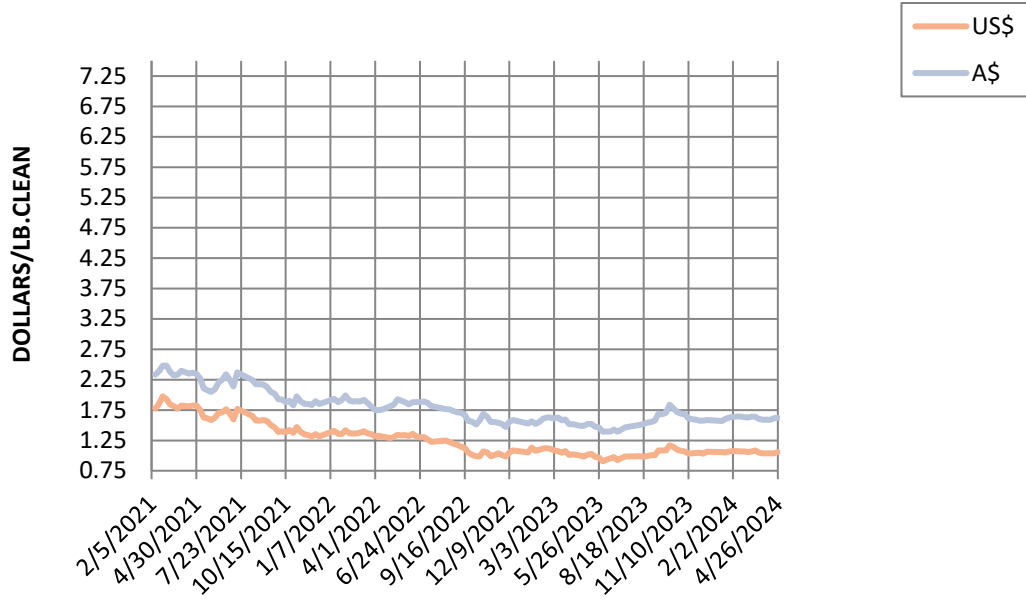


26 MICRON MARKET INDICATOR A\$ vs US\$



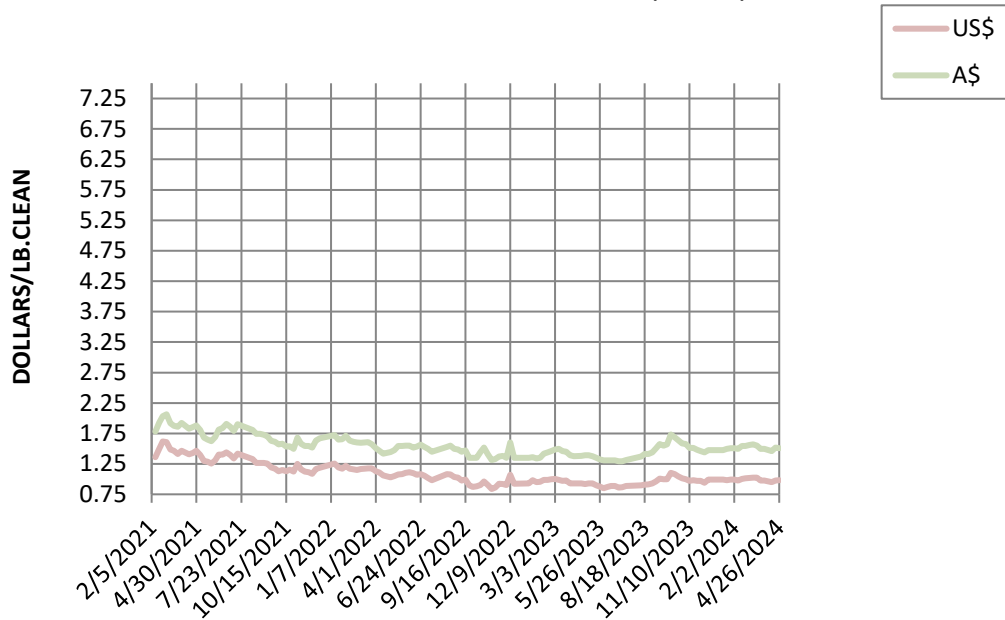
28 MICRON MARKET INDICATOR

A\$ vs US\$



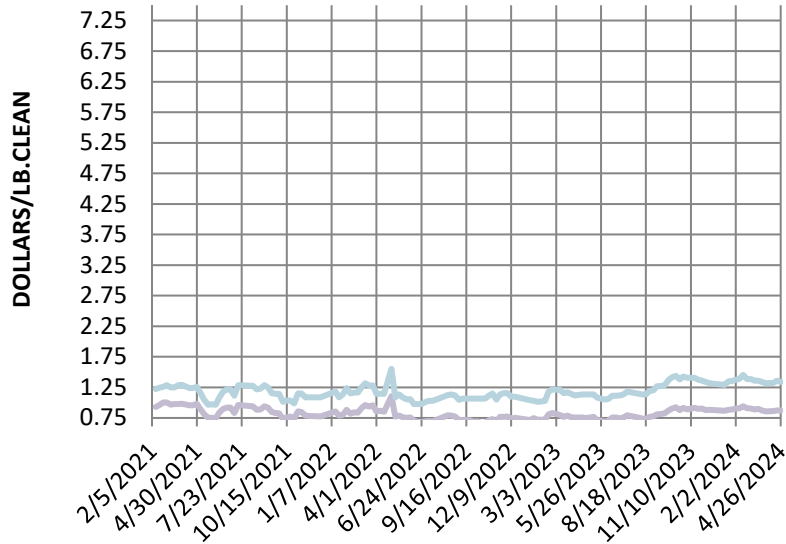
30 MICRON MARKET INDICATOR

A\$ vs US\$



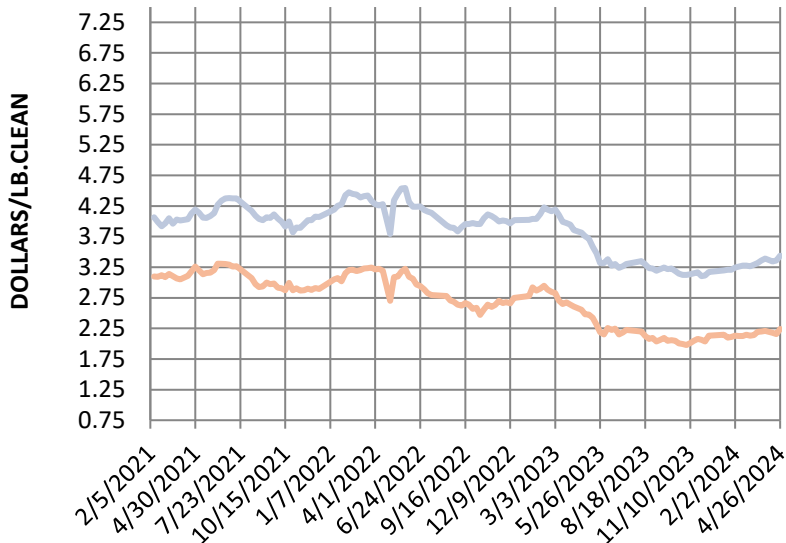
32 MICRON MARKET INDICATOR

A\$ vs US\$

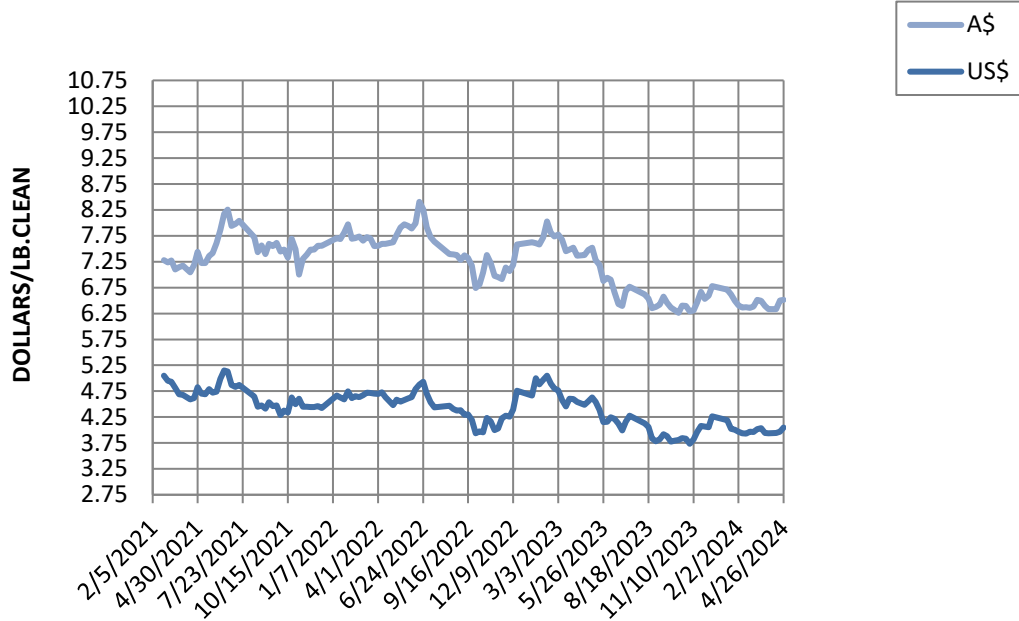


MC MICRON MARKET INDICATOR

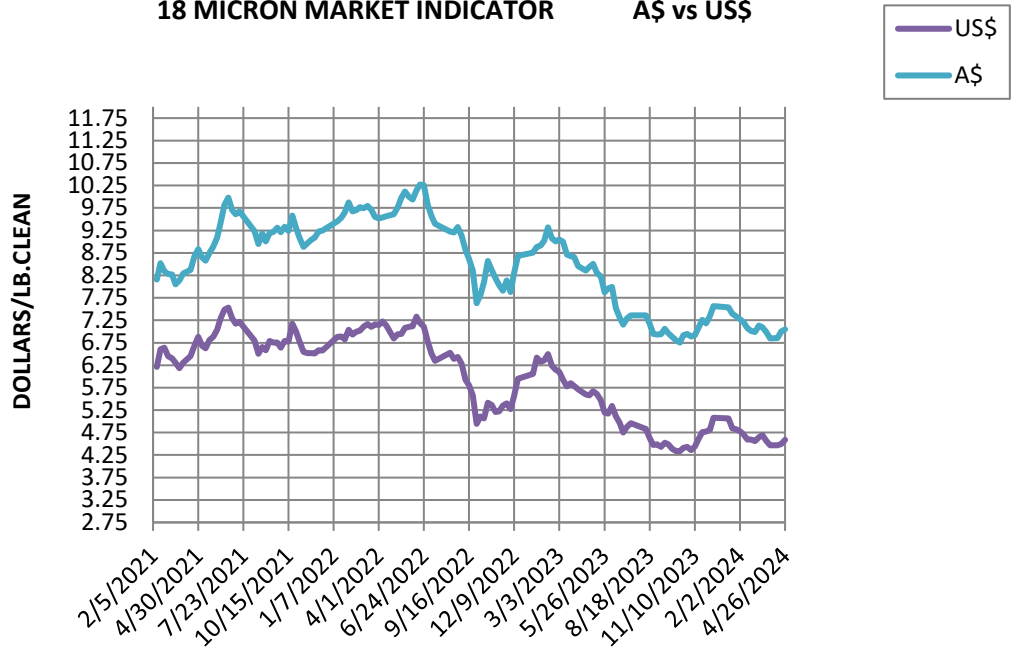
A\$ vs US\$



19 MICRON MARKET INDICATOR A\$ vs US\$



18 MICRON MARKET INDICATOR A\$ vs US\$



17 MICRON MARKET INDICATOR

A\$ vs US\$

