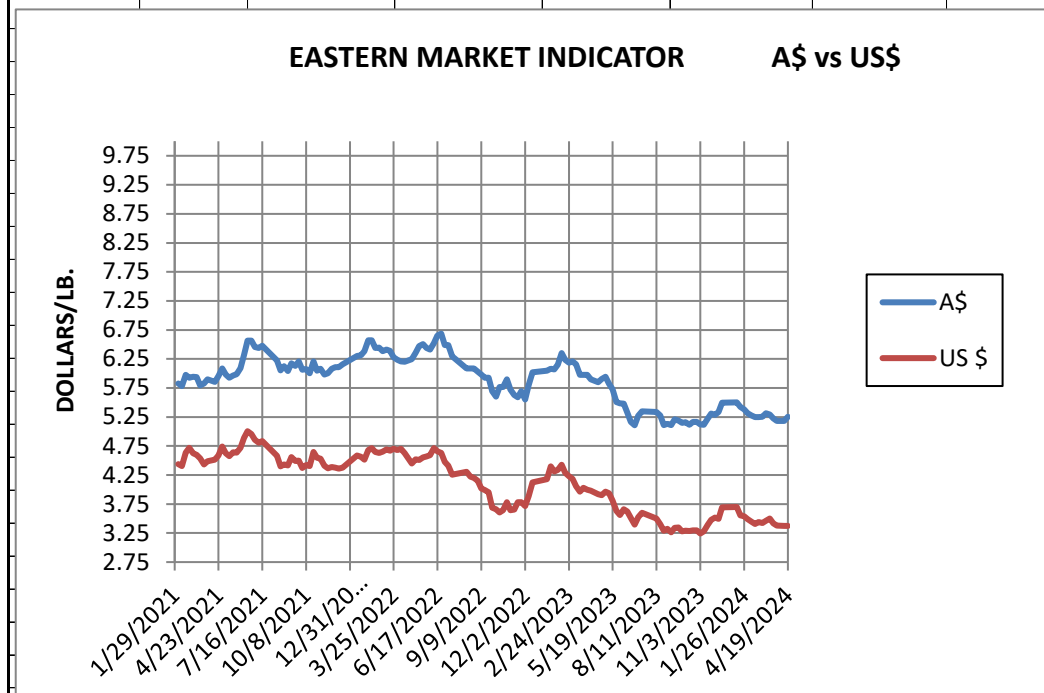


WEEK ENDING  
APRIL 19, 2024

MARKET INDICATOR CHANGE		US \$/LB.		Clean on floor			
CATEGORY		4/19/2024		4/12/2024		Change	
		A\$	US\$	A\$	US\$	A\$	US\$
EASTERN MI		\$ 5.25	\$ 3.37	\$ 5.18	\$ 3.38	0.07	0.00
Micron							
	17	\$ 7.77	\$ 4.99	\$ 7.68	\$ 5.01	0.09	-0.02
	18	\$ 7.00	\$ 4.49	\$ 6.85	\$ 4.46	0.15	0.03
	19	\$ 6.50	\$ 4.17	\$ 6.33	\$ 4.13	0.17	0.05
	20	\$ 6.18	\$ 3.97	\$ 6.05	\$ 3.94	0.13	0.02
	21	\$ 6.02	\$ 3.86	\$ 5.90	\$ 3.85	0.12	0.02
	22	\$ 5.94	\$ 3.81	\$ 5.85	\$ 3.81	0.09	0.00
	23	\$ 5.58	\$ 3.58	\$ 5.55	\$ 3.62	0.03	-0.04
	24	\$ 5.33	\$ 3.42	\$ 5.51	\$ 3.59	-0.18	-0.17
	25	\$ 3.07	\$ 1.97	\$ 3.16	\$ 2.06	-0.09	-0.09
	26	\$ 2.35	\$ 1.51	\$ 2.31	\$ 1.50	0.05	0.01
	28	\$ 1.61	\$ 1.04	\$ 1.59	\$ 1.04	0.02	0.00
	30	\$ 1.52	\$ 0.98	\$ 1.46	\$ 0.95	0.06	0.02
	32	\$ 1.36	\$ 0.87	\$ 1.32	\$ 0.86	0.04	0.01
	MC	\$ 3.36	\$ 2.16	\$ 3.34	\$ 2.18	0.02	-0.02
CURRENCY (US \$/A \$)			\$ 0.6418		\$ 0.6516		-0.0098



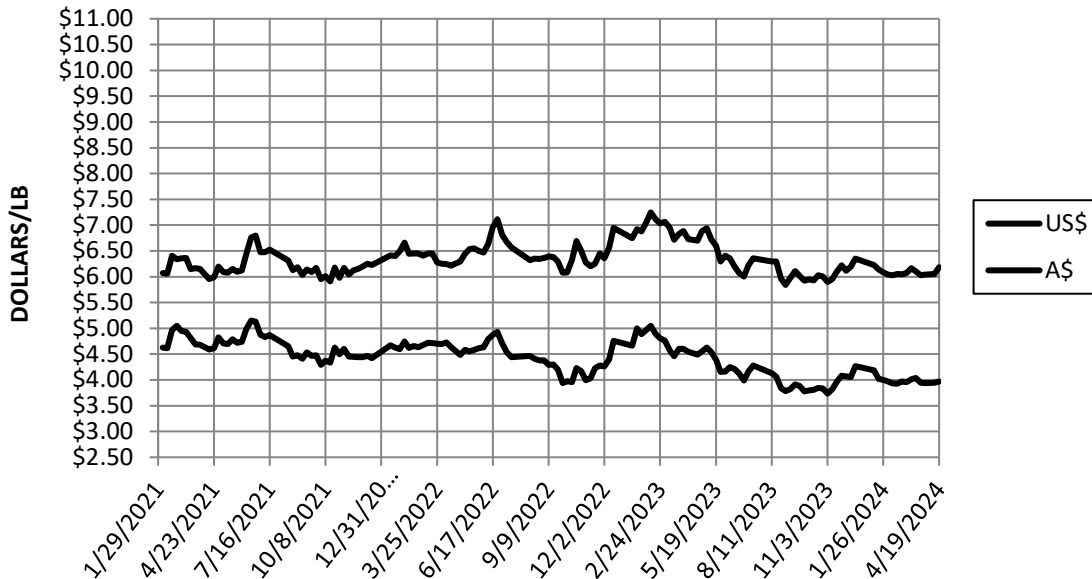
Information source: Wooltrak, Australian Wool Exchange, Weekly Market Review

WEEK ENDING  
APRIL 19, 2024

**MARKET INDICATOR CHANGES** US \$/LB. Clean on floor

CATEGORY	4/19/2024		4/12/2024		Change	
	A\$	US\$	A\$	US\$	A\$	US\$
EASTERN MI	\$ 5.25	\$ 3.37	\$ 5.18	\$ 3.38	0.07	0.00
Micron						
17	\$ 7.77	\$ 4.99	\$ 7.68	\$ 5.01	0.09	-0.02
18	\$ 7.00	\$ 4.49	\$ 6.85	\$ 4.46	0.15	0.03
19	\$ 6.50	\$ 4.17	\$ 6.33	\$ 4.13	0.17	0.05
20	\$ 6.18	\$ 3.97	\$ 6.05	\$ 3.94	0.13	0.02
21	\$ 6.02	\$ 3.86	\$ 5.90	\$ 3.85	0.12	0.02
22	\$ 5.94	\$ 3.81	\$ 5.85	\$ 3.81	0.09	0.00
23	\$ 5.58	\$ 3.58	\$ 5.55	\$ 3.62	0.03	-0.04
24	\$ 5.33	\$ 3.42	\$ 5.51	\$ 3.59	-0.18	-0.17
25	\$ 3.07	\$ 1.97	\$ 3.16	\$ 2.06	-0.09	-0.09
26	\$ 2.35	\$ 1.51	\$ 2.31	\$ 1.50	0.05	0.01
28	\$ 1.61	\$ 1.04	\$ 1.59	\$ 1.04	0.02	0.00
30	\$ 1.52	\$ 0.98	\$ 1.46	\$ 0.95	0.06	0.02
32	\$ 1.36	\$ 0.87	\$ 1.32	\$ 0.86	0.04	0.01
MC	\$ 3.36	\$ 2.16	\$ 3.34	\$ 2.18	0.02	-0.02
CURRENCY (US \$/A \$)		\$ 0.6418		\$ 0.6516		-0.0098

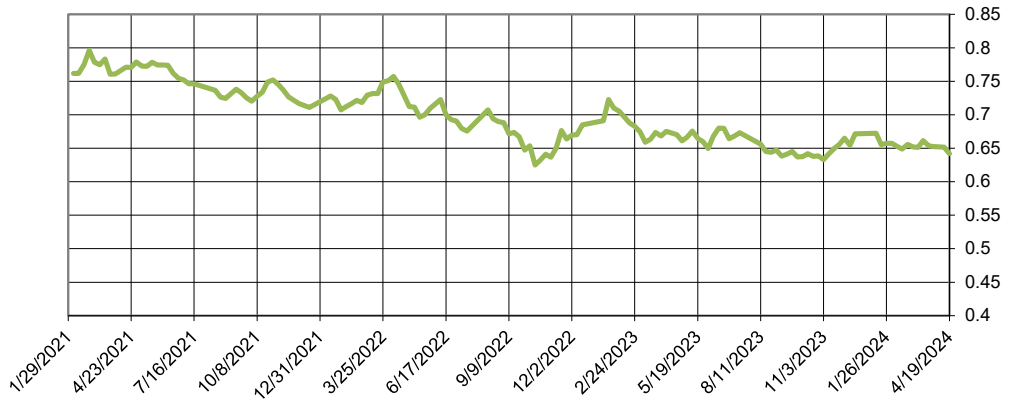
**20 MICRON MARKET INDICATOR**



Information source: Wooltrak, Australian Wool Exchange, Weekly Market Review

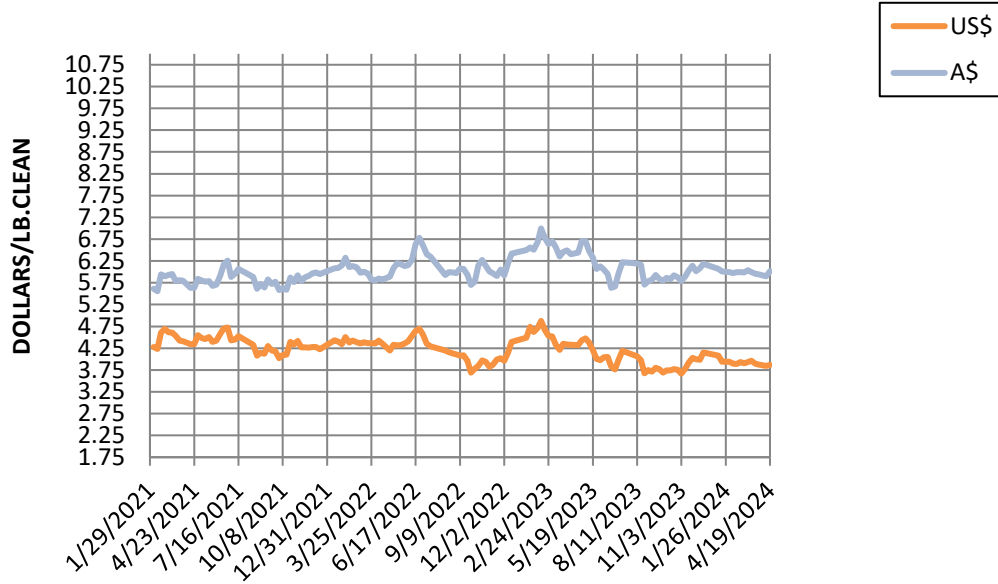
### CURRENCY RATE (US\$:A\$)

US\$



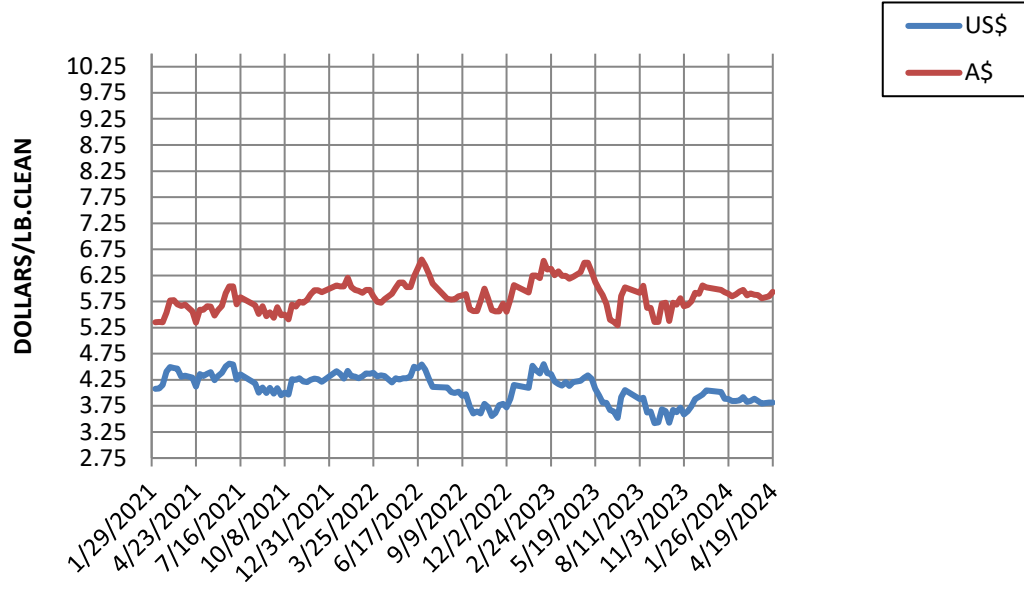
### 21 MICRON MARKET INDICATOR

A\$ vs US\$

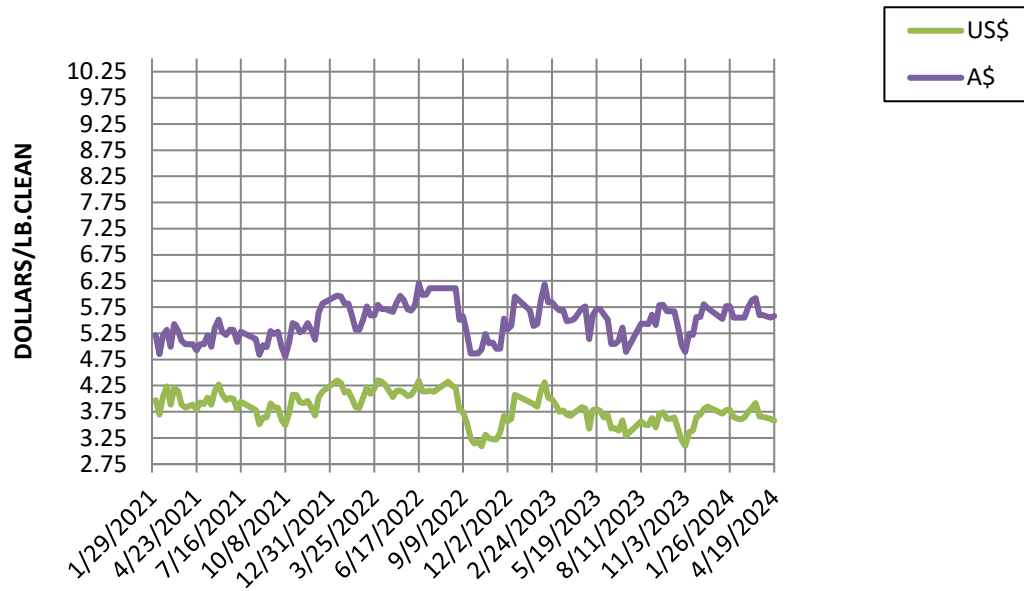


### 22 MICRON MARKET INDICATOR

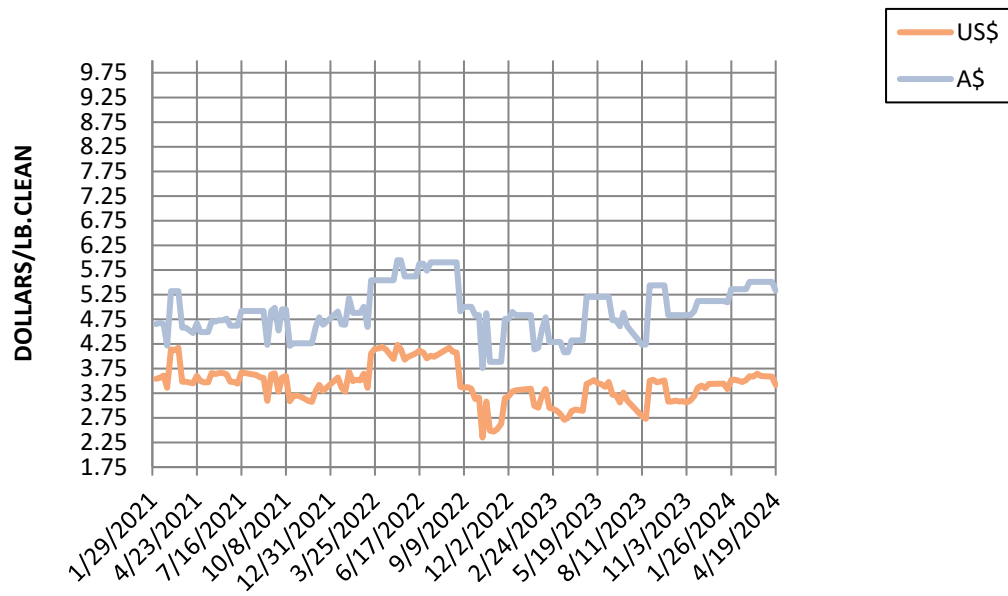
A\$ vs US\$



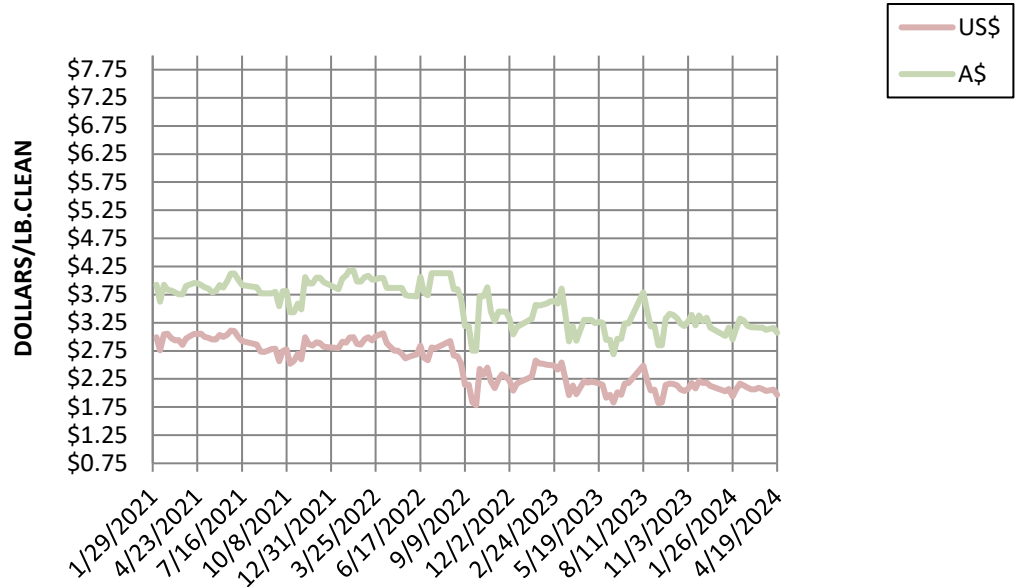
**23 MICRON MARKET INDICATOR A\$ vs US\$**



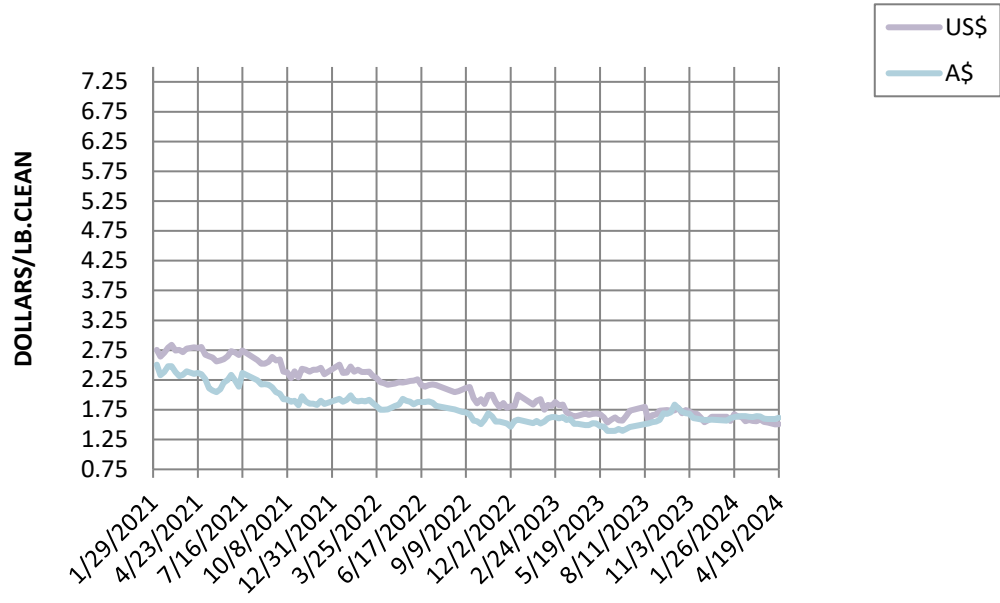
**24 MICRON MARKET INDICATOR A\$ vs US\$**



**25 MICRON MARKET INDICATOR A\$ vs US\$**

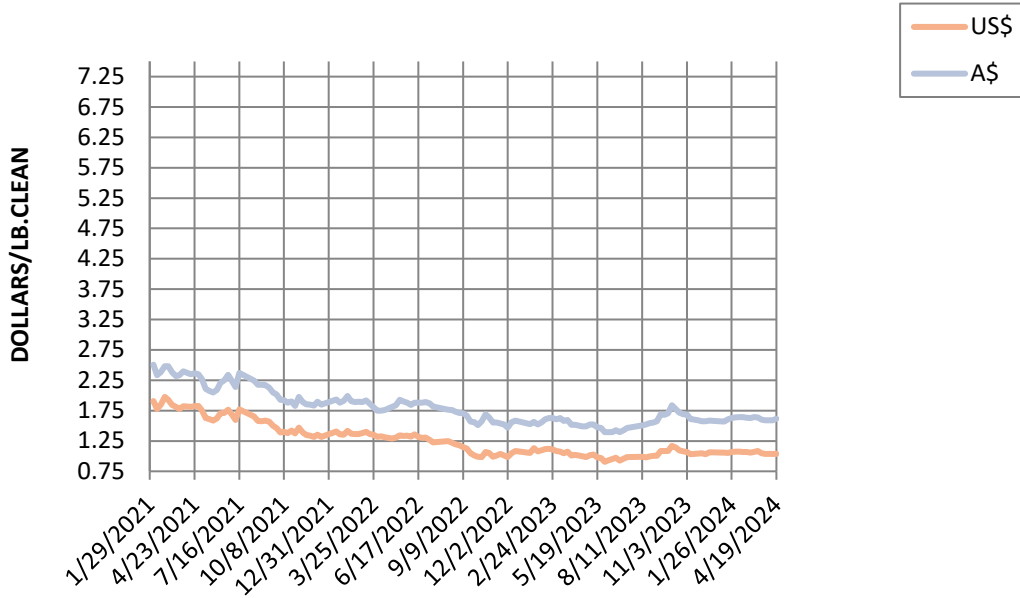


**26 MICRON MARKET INDICATOR A\$ vs US\$**



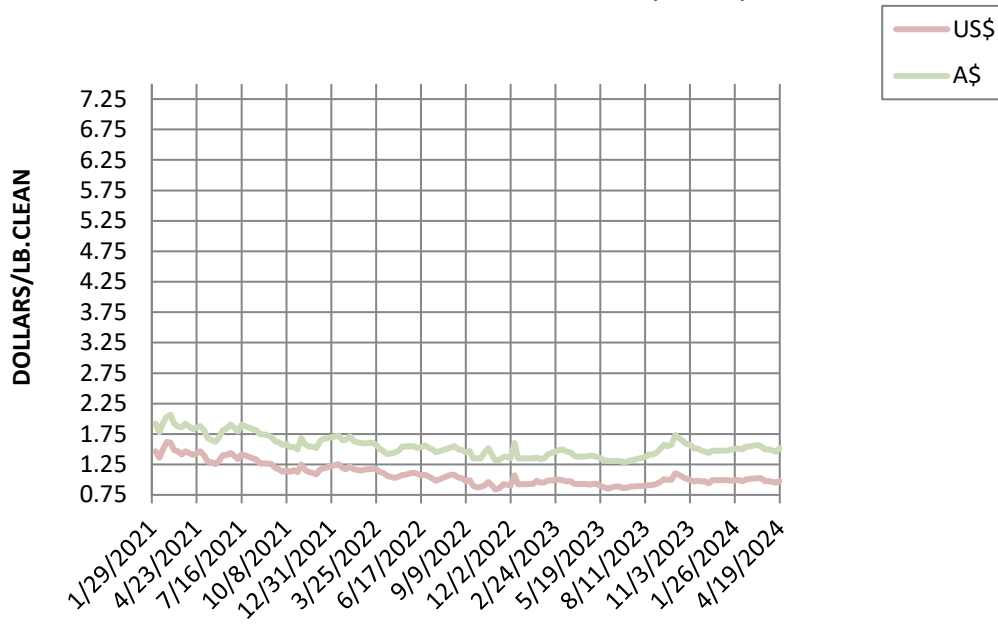
### 28 MICRON MARKET INDICATOR

A\$ vs US\$



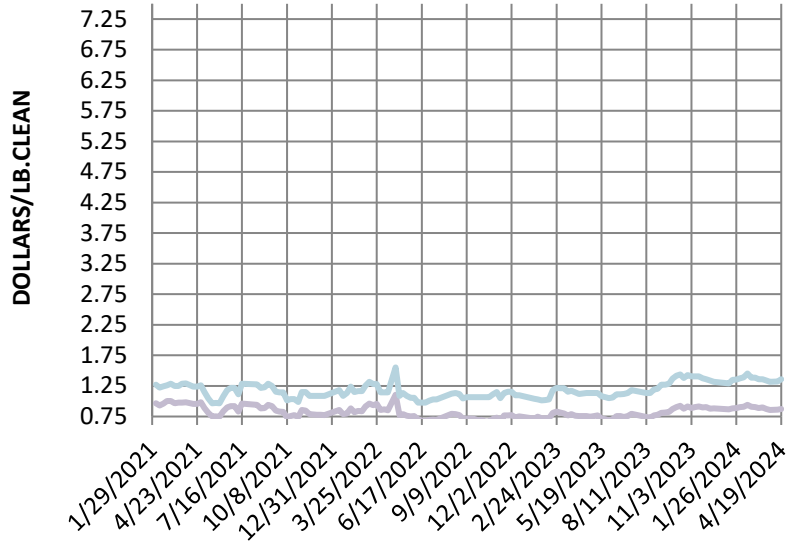
### 30 MICRON MARKET INDICATOR

A\$ vs US\$



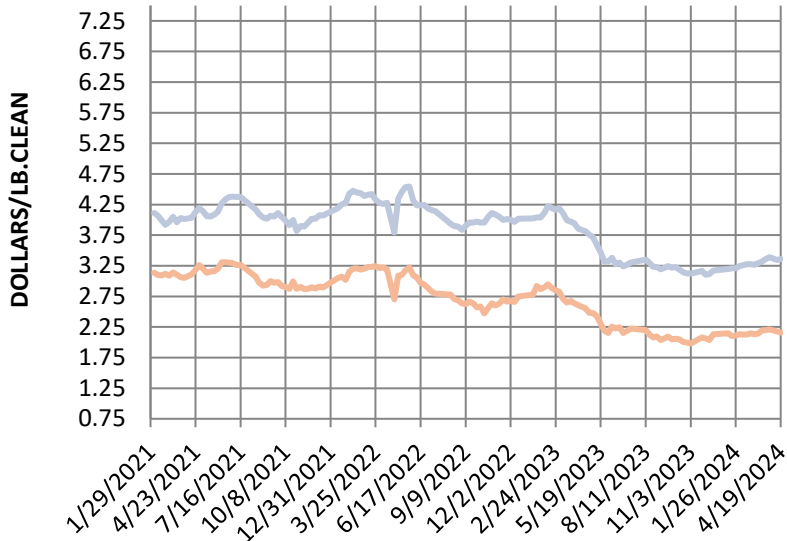
### 32 MICRON MARKET INDICATOR

A\$ vs US\$



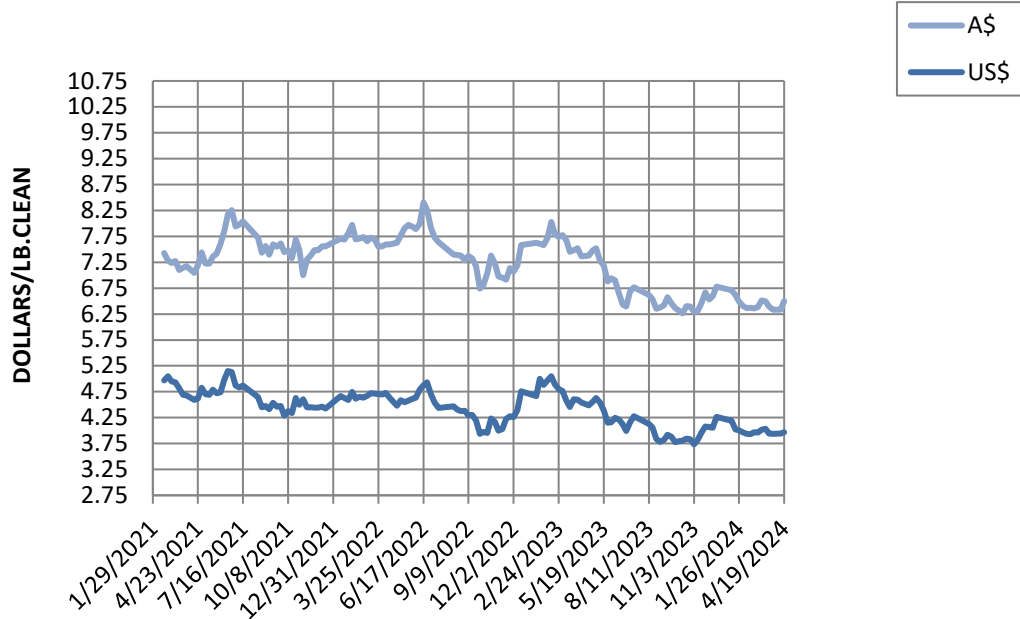
### MC MICRON MARKET INDICATOR

A\$ vs US\$

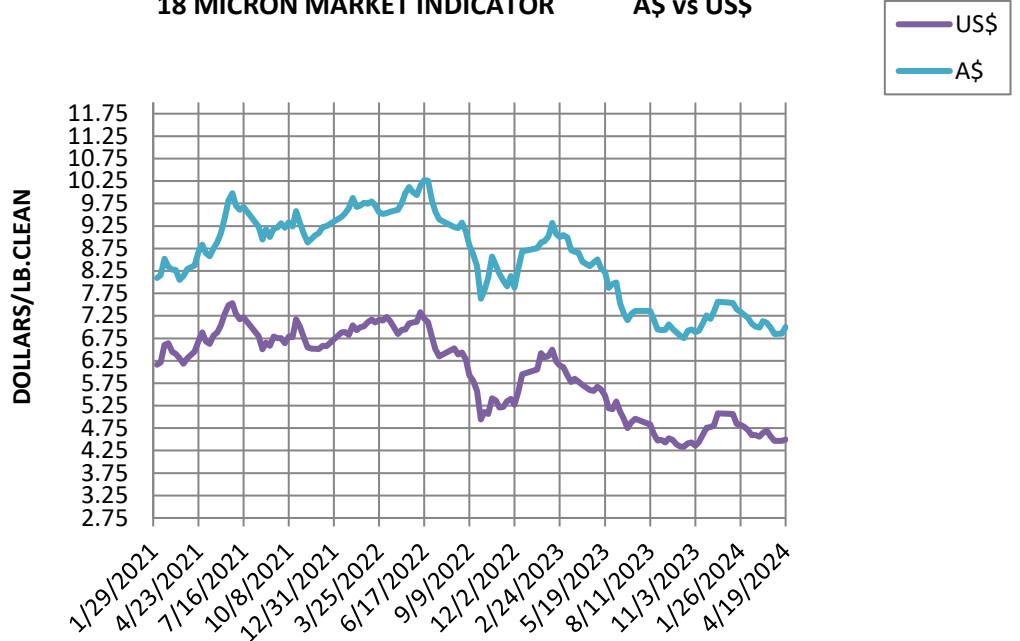




**19 MICRON MARKET INDICATOR A\$ vs US\$**



**18 MICRON MARKET INDICATOR A\$ vs US\$**



17 MICRON MARKET INDICATOR

A\$ vs US\$

