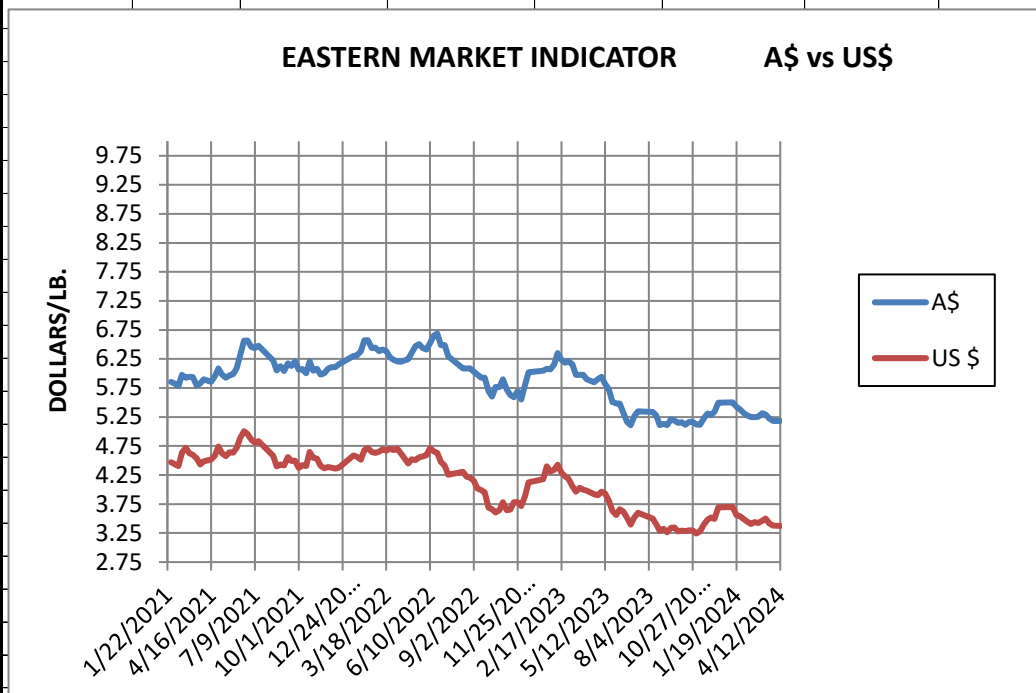


WEEK ENDING
APRIL 12, 2024

MARKET INDICATOR CHANGE		US \$/LB.		Clean on floor			
CATEGORY		4/12/2024		3/29/2024		Change	
		A\$	US\$	A\$	US\$	A\$	US\$
EASTERN MI		\$ 5.18	\$ 3.38	\$ 5.18	\$ 3.38	0.00	0.00
Micron							
	17	\$ 7.68	\$ 5.01	\$ 7.70	\$ 5.03	-0.02	-0.02
	18	\$ 6.85	\$ 4.46	\$ 6.85	\$ 4.47	0.00	0.00
	19	\$ 6.33	\$ 4.13	\$ 6.33	\$ 4.13	0.00	-0.01
	20	\$ 6.05	\$ 3.94	\$ 6.04	\$ 3.94	0.01	0.00
	21	\$ 5.90	\$ 3.85	\$ 5.94	\$ 3.88	-0.04	-0.03
	22	\$ 5.85	\$ 3.81	\$ 5.82	\$ 3.79	0.04	0.02
	23	\$ 5.55	\$ 3.62	\$ 5.60	\$ 3.65	-0.05	-0.03
	24	\$ 5.51	\$ 3.59	\$ 5.51	\$ 3.59	0.00	0.00
	25	\$ 3.16	\$ 2.06	\$ 3.12	\$ 2.04	0.04	0.02
	26	\$ 2.31	\$ 1.50	\$ 2.35	\$ 1.54	-0.05	-0.03
	28	\$ 1.59	\$ 1.04	\$ 1.59	\$ 1.04	0.00	0.00
	30	\$ 1.46	\$ 0.95	\$ 1.50	\$ 0.98	-0.04	-0.02
	32	\$ 1.32	\$ 0.86	\$ 1.32	\$ 0.86	0.01	0.00
	MC	\$ 3.34	\$ 2.18	\$ 3.39	\$ 2.21	-0.05	-0.03
CURRENCY (US \$/A \$)			\$ 0.6516		\$ 0.6524		-0.0008



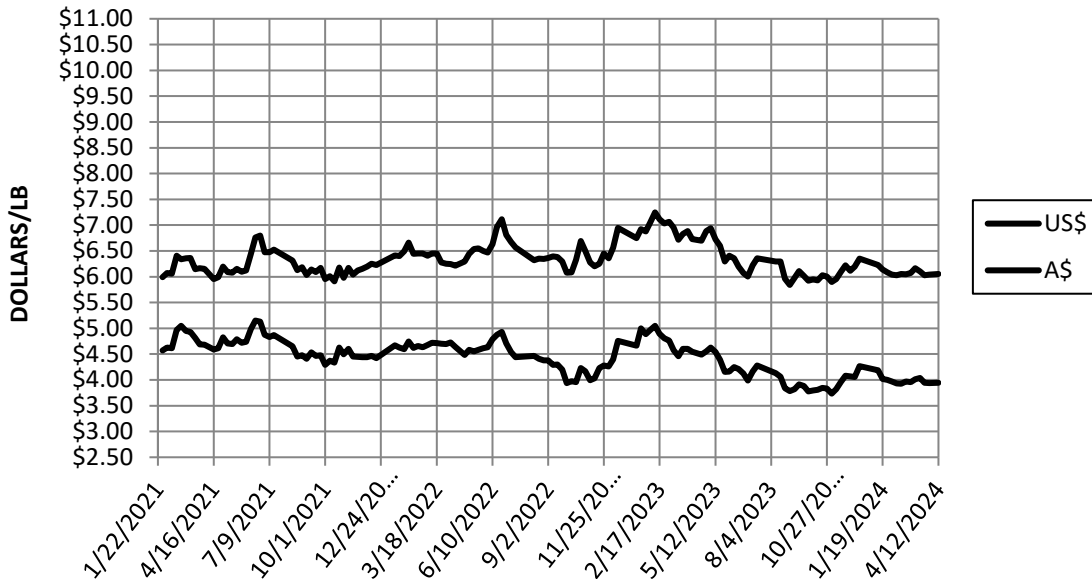
Information source: Wooltrak, Australian Wool Exchange, Weekly Market Review

WEEK ENDING
APRIL 12 , 2024

MARKET INDICATOR CHANGES US \$/LB. Clean on floor

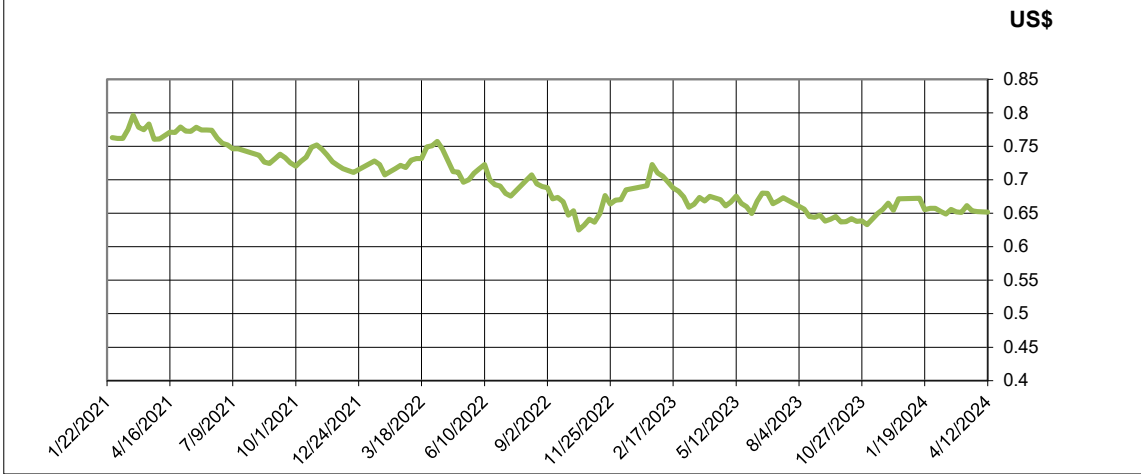
CATEGORY	4/12/2024		3/29/2024		Change	
	A\$	US\$	A\$	US\$	A\$	US\$
EASTERN MI	\$ 5.18	\$ 3.38	\$ 5.18	\$ 3.38	0.00	0.00
Micron						
17	\$ 7.68	\$ 5.01	\$ 7.70	\$ 5.03	-0.02	-0.02
18	\$ 6.85	\$ 4.46	\$ 6.85	\$ 4.47	0.00	0.00
19	\$ 6.33	\$ 4.13	\$ 6.33	\$ 4.13	0.00	-0.01
20	\$ 6.05	\$ 3.94	\$ 6.04	\$ 3.94	0.01	0.00
21	\$ 5.90	\$ 3.85	\$ 5.94	\$ 3.88	-0.04	-0.03
22	\$ 5.85	\$ 3.81	\$ 5.82	\$ 3.79	0.04	0.02
23	\$ 5.55	\$ 3.62	\$ 5.60	\$ 3.65	-0.05	-0.03
24	\$ 5.51	\$ 3.59	\$ 5.51	\$ 3.59	0.00	0.00
25	\$ 3.16	\$ 2.06	\$ 3.12	\$ 2.04	0.04	0.02
26	\$ 2.31	\$ 1.50	\$ 2.35	\$ 1.54	-0.05	-0.03
28	\$ 1.59	\$ 1.04	\$ 1.59	\$ 1.04	0.00	0.00
30	\$ 1.46	\$ 0.95	\$ 1.50	\$ 0.98	-0.04	-0.02
32	\$ 1.32	\$ 0.86	\$ 1.32	\$ 0.86	0.01	0.00
MC	\$ 3.34	\$ 2.18	\$ 3.39	\$ 2.21	-0.05	-0.03
CURRENCY (US \$/A \$)		\$ 0.6516		\$ 0.6524		-0.0008

20 MICRON MARKET INDICATOR

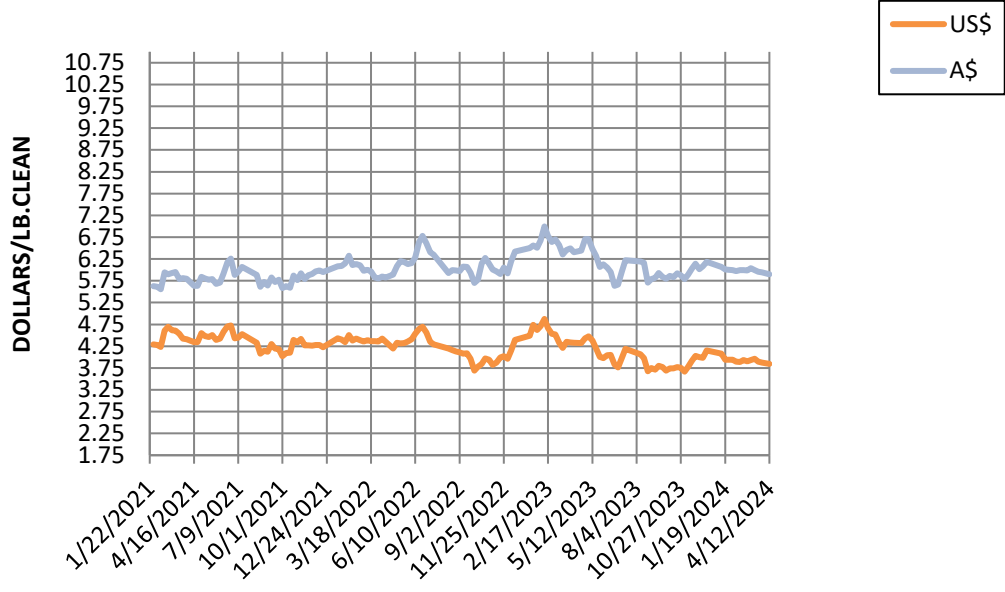


Information source: Wooltrak, Australian Wool Exchange, Weekly Market Review

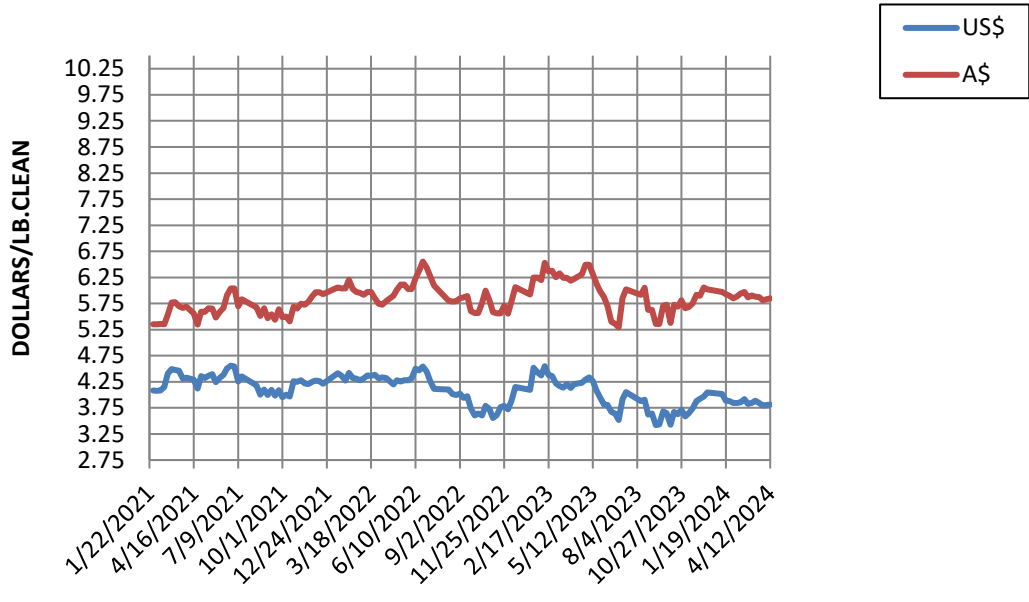
CURRENCY RATE (US\$:A\$)



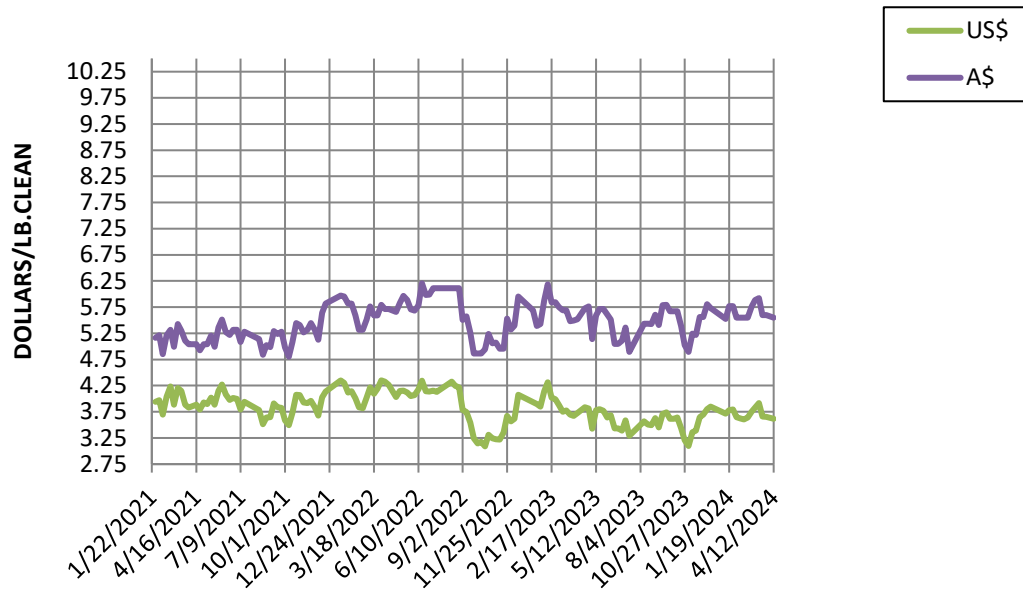
21 MICRON MARKET INDICATOR A\$ vs US\$



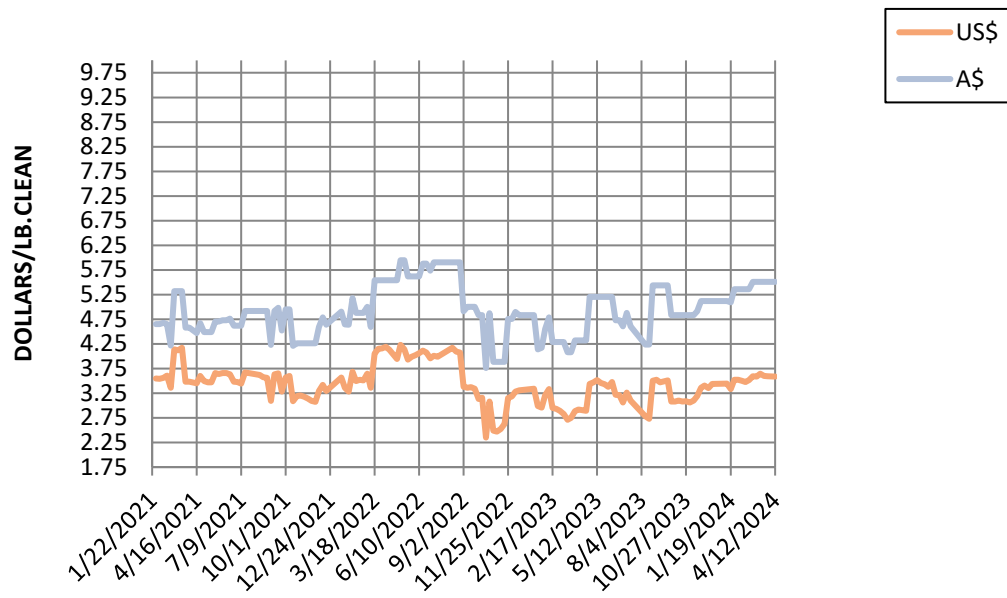
22 MICRON MARKET INDICATOR A\$ vs US\$



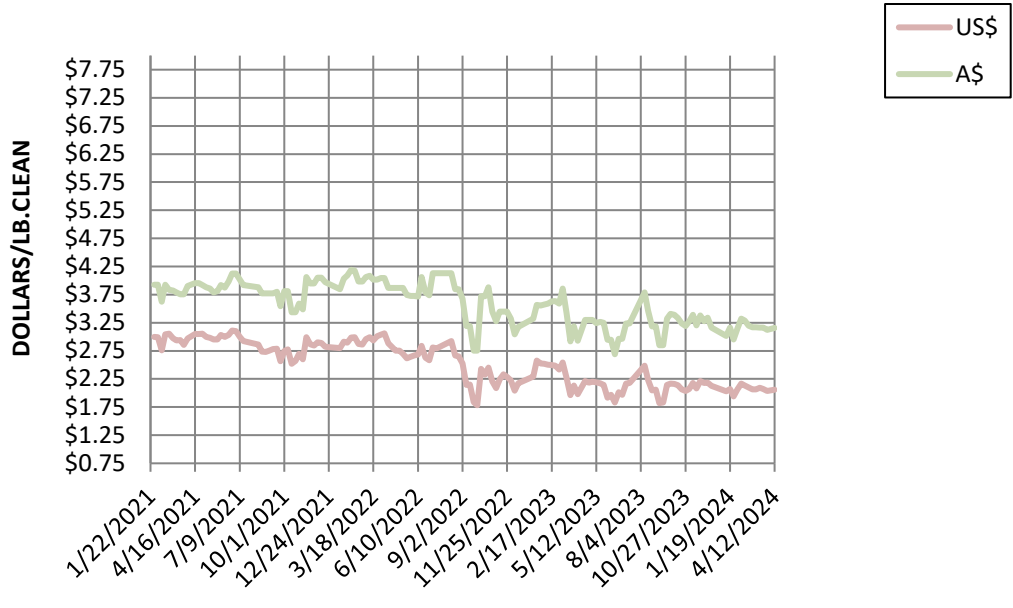
23 MICRON MARKET INDICATOR A\$ vs US\$



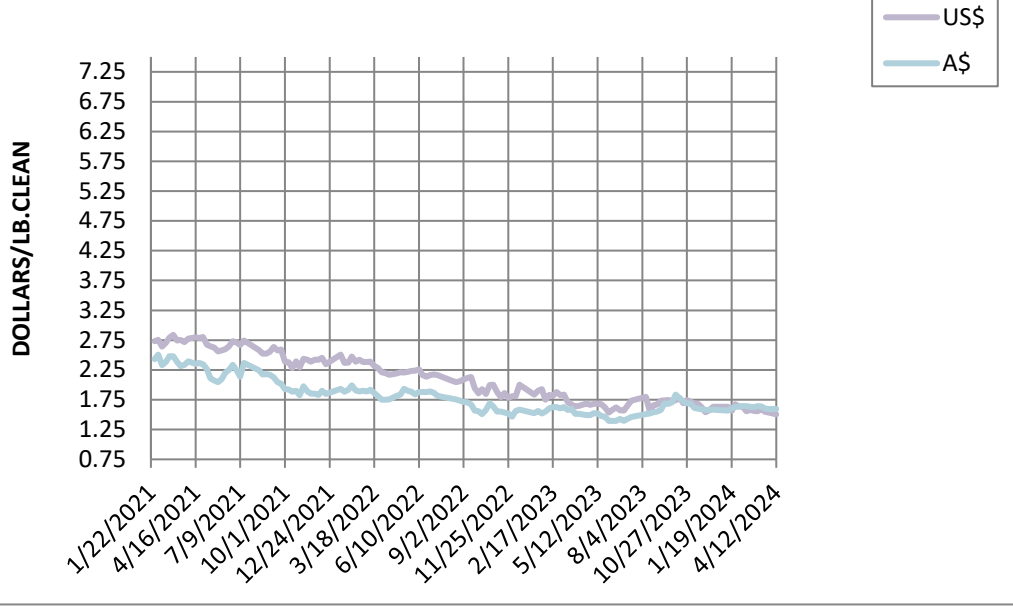
24 MICRON MARKET INDICATOR A\$ vs US\$



25 MICRON MARKET INDICATOR A\$ vs US\$

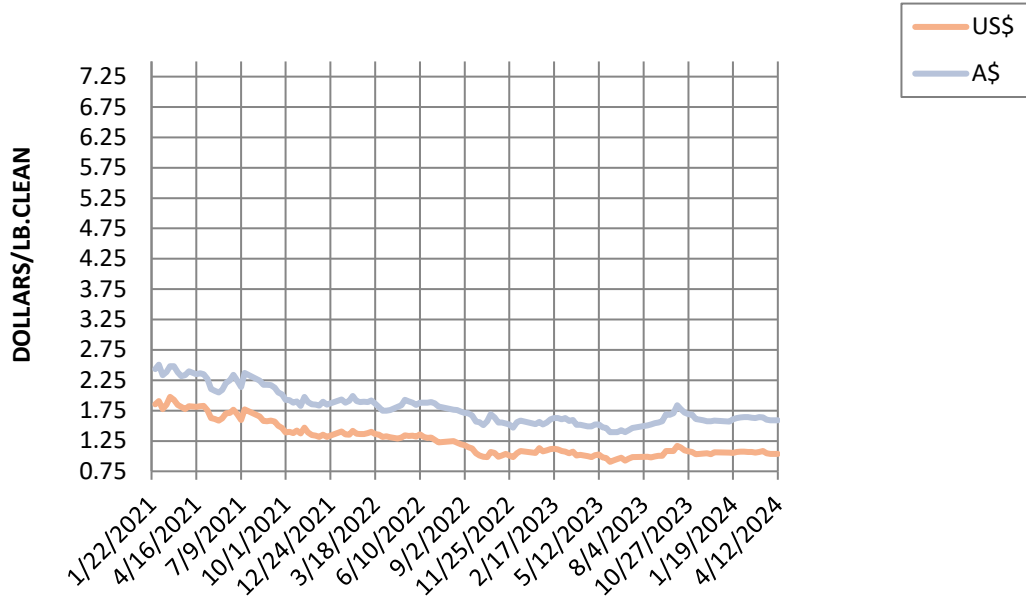


26 MICRON MARKET INDICATOR A\$ vs US\$



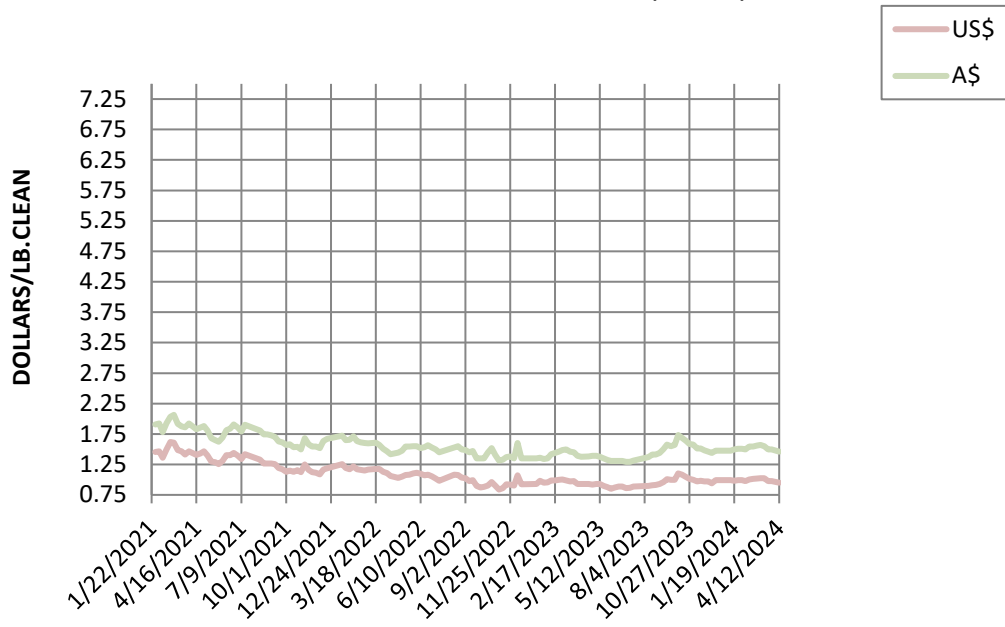
28 MICRON MARKET INDICATOR

A\$ vs US\$



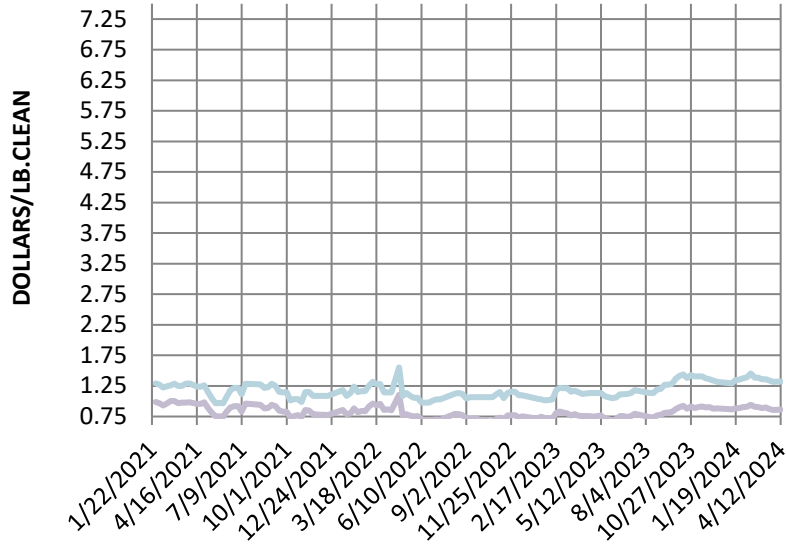
30 MICRON MARKET INDICATOR

A\$ vs US\$



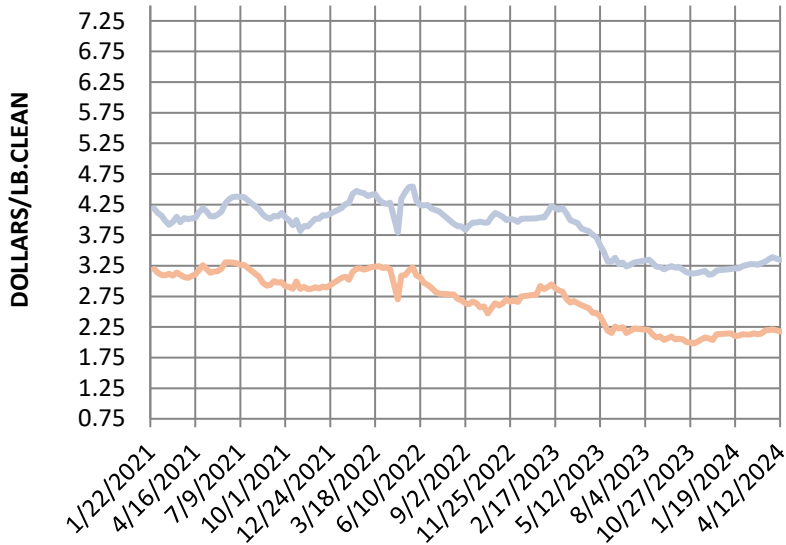
32 MICRON MARKET INDICATOR

A\$ vs US\$

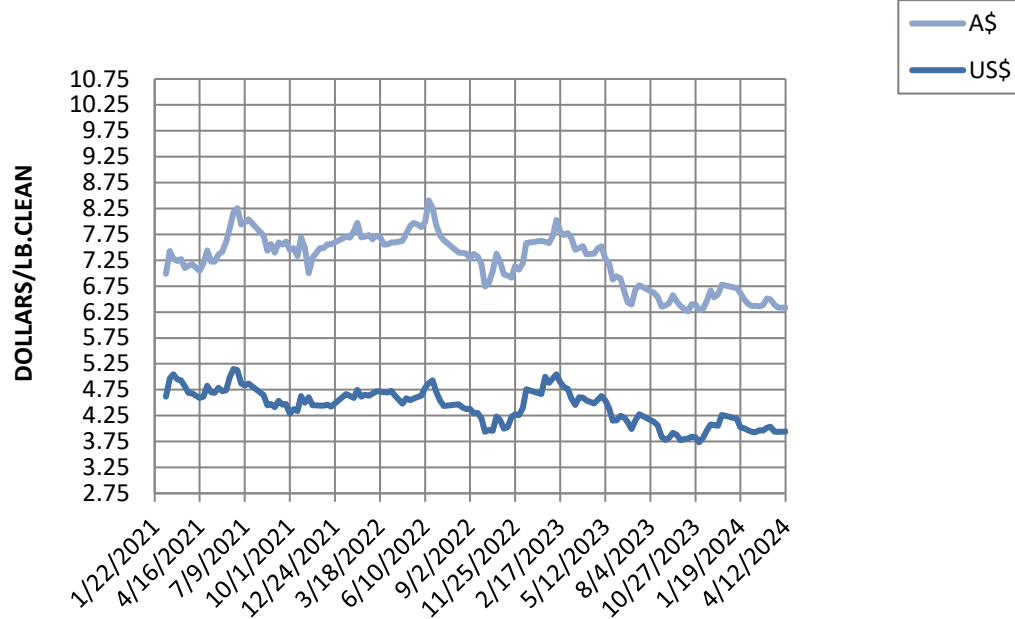


MC MICRON MARKET INDICATOR

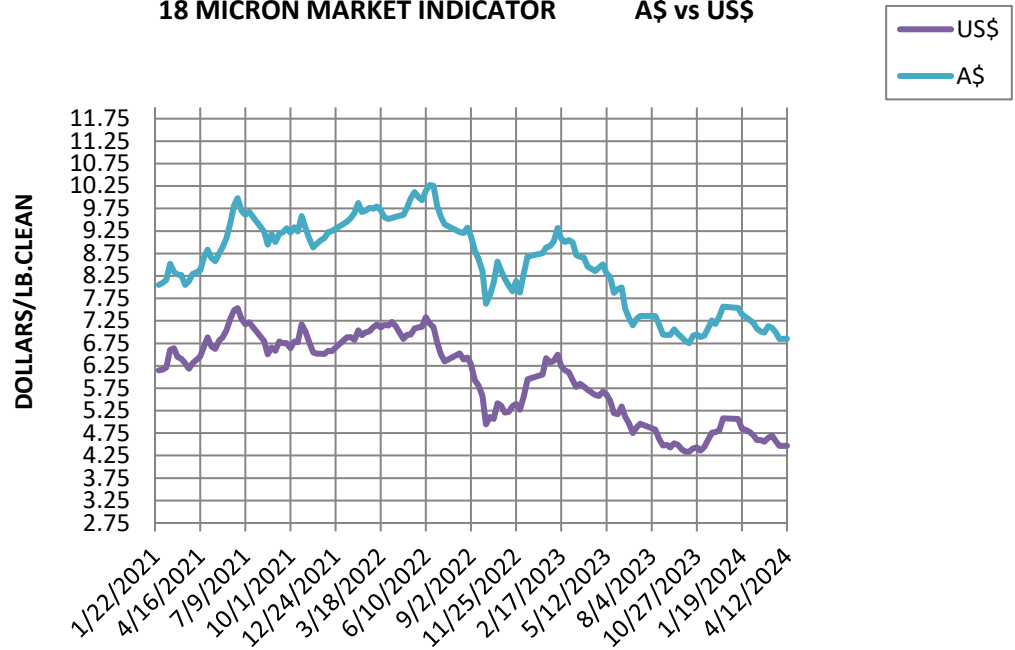
A\$ vs US\$



19 MICRON MARKET INDICATOR A\$ vs US\$



18 MICRON MARKET INDICATOR A\$ vs US\$



17 MICRON MARKET INDICATOR

A\$ vs US\$

