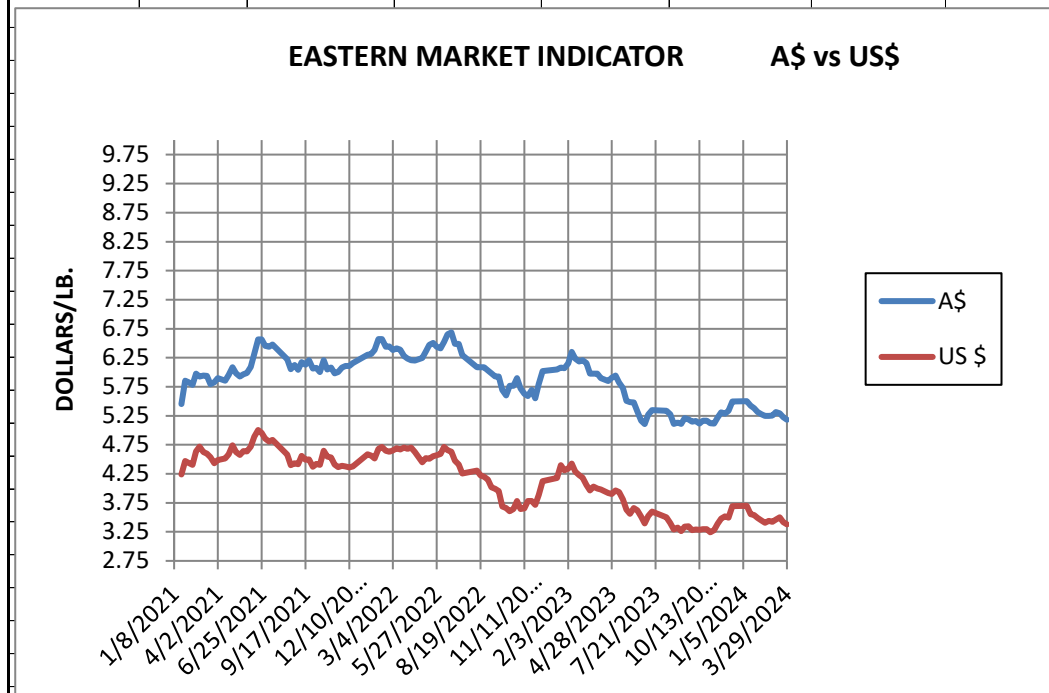


WEEK ENDING
MARCH 29, 2024

MARKET INDICATOR CHANGE		US \$/LB.		Clean on floor			
CATEGORY		3/29/2024		3/22/2024		Change	
		A\$	US\$	A\$	US\$	A\$	US\$
EASTERN	MI	\$ 5.18	\$ 3.38	\$ 5.23	\$ 3.42	-0.05	-0.04
	Micron						
	17	\$ 7.70	\$ 5.03	\$ 7.85	\$ 5.14	-0.15	-0.11
	18	\$ 6.85	\$ 4.47	\$ 6.99	\$ 4.57	-0.14	-0.10
	19	\$ 6.33	\$ 4.13	\$ 6.39	\$ 4.18	-0.06	-0.05
	20	\$ 6.04	\$ 3.94	\$ 6.03	\$ 3.94	0.01	0.00
	21	\$ 5.94	\$ 3.88	\$ 5.96	\$ 3.90	-0.02	-0.02
	22	\$ 5.82	\$ 3.79	\$ 5.87	\$ 3.84	-0.06	-0.05
	23	\$ 5.60	\$ 3.65	\$ 5.60	\$ 3.66	0.00	-0.01
	24	\$ 5.51	\$ 3.59	\$ 5.51	\$ 3.60	0.00	-0.01
	25	\$ 3.12	\$ 2.04	\$ 3.17	\$ 2.07	-0.05	-0.03
	26	\$ 2.35	\$ 1.54	\$ 2.37	\$ 1.55	-0.01	-0.01
	28	\$ 1.59	\$ 1.04	\$ 1.60	\$ 1.05	-0.01	-0.01
	30	\$ 1.50	\$ 0.98	\$ 1.50	\$ 0.98	0.00	0.00
	32	\$ 1.32	\$ 0.86	\$ 1.34	\$ 0.87	-0.02	-0.02
	MC	\$ 3.39	\$ 2.21	\$ 3.36	\$ 2.20	0.03	0.01
CURRENCY (US \$/A \$)			\$ 0.6524		\$ 0.6539		-0.0015



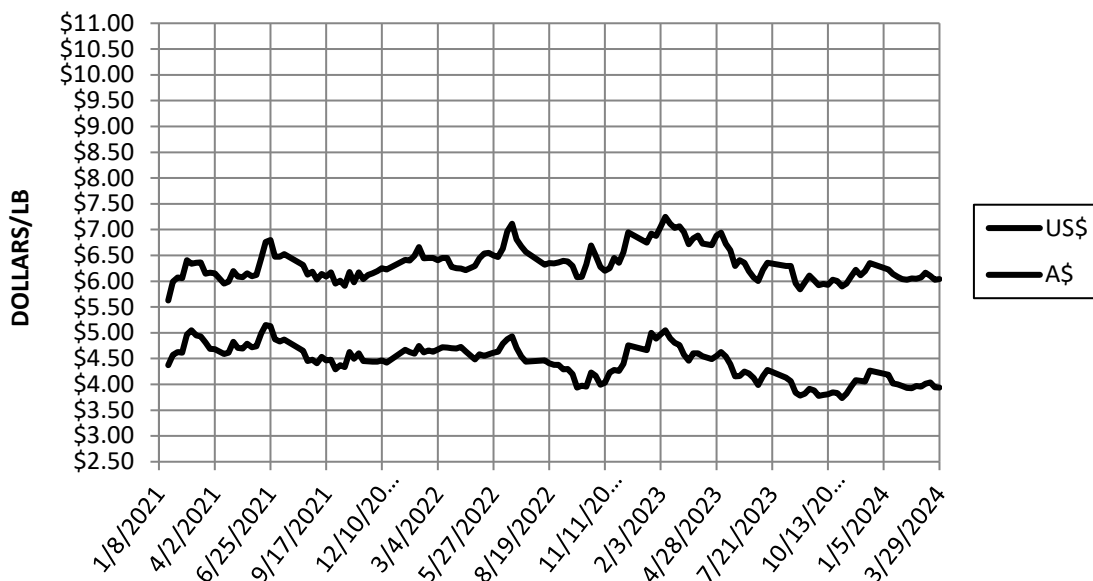
Information source: Wooltrak, Australian Wool Exchange, Weekly Market Review

WEEK ENDING
MARCH 29, 2024

MARKET INDICATOR CHANGES US \$/LB. Clean on floor

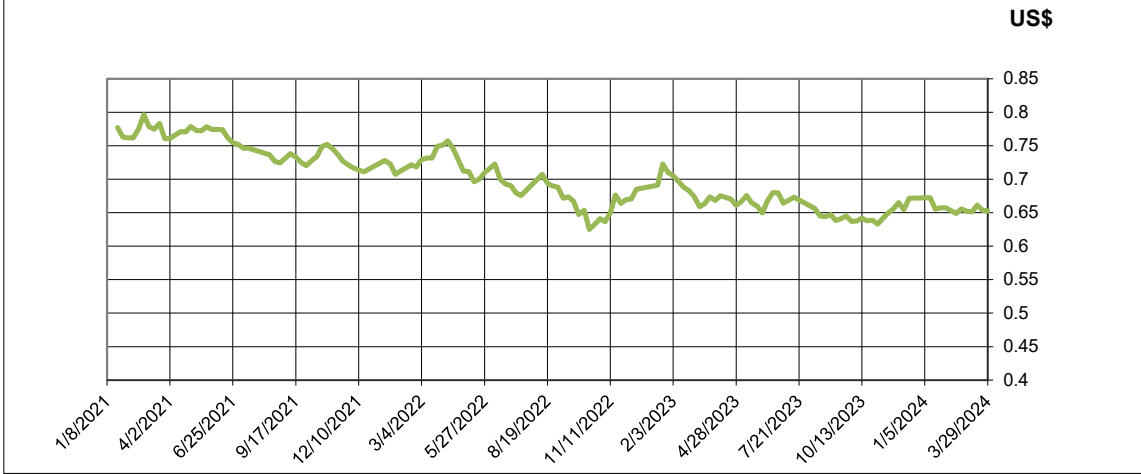
CATEGORY	3/29/2024		3/22/2024		Change	
	A\$	US\$	A\$	US\$	A\$	US\$
EASTERN MI	\$ 5.18	\$ 3.38	\$ 5.23	\$ 3.42	-0.05	-0.04
Micron						
17	\$ 7.70	\$ 5.03	\$ 7.85	\$ 5.14	-0.15	-0.11
18	\$ 6.85	\$ 4.47	\$ 6.99	\$ 4.57	-0.14	-0.10
19	\$ 6.33	\$ 4.13	\$ 6.39	\$ 4.18	-0.06	-0.05
20	\$ 6.04	\$ 3.94	\$ 6.03	\$ 3.94	0.01	0.00
21	\$ 5.94	\$ 3.88	\$ 5.96	\$ 3.90	-0.02	-0.02
22	\$ 5.82	\$ 3.79	\$ 5.87	\$ 3.84	-0.06	-0.05
23	\$ 5.60	\$ 3.65	\$ 5.60	\$ 3.66	0.00	-0.01
24	\$ 5.51	\$ 3.59	\$ 5.51	\$ 3.60	0.00	-0.01
25	\$ 3.12	\$ 2.04	\$ 3.17	\$ 2.07	-0.05	-0.03
26	\$ 2.35	\$ 1.54	\$ 2.37	\$ 1.55	-0.01	-0.01
28	\$ 1.59	\$ 1.04	\$ 1.60	\$ 1.05	-0.01	-0.01
30	\$ 1.50	\$ 0.98	\$ 1.50	\$ 0.98	0.00	0.00
32	\$ 1.32	\$ 0.86	\$ 1.34	\$ 0.87	-0.02	-0.02
MC	\$ 3.39	\$ 2.21	\$ 3.36	\$ 2.20	0.03	0.01
CURRENCY (US \$/A \$)		\$ 0.6524		\$ 0.6539		-0.0015

20 MICRON MARKET INDICATOR

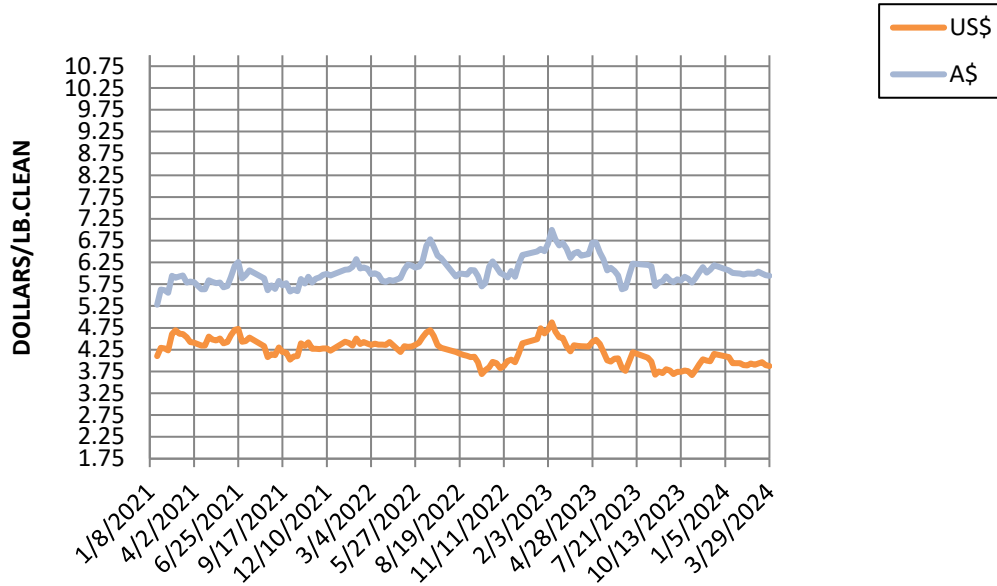


Information source: Wooltrak, Australian Wool Exchange, Weekly Market Review

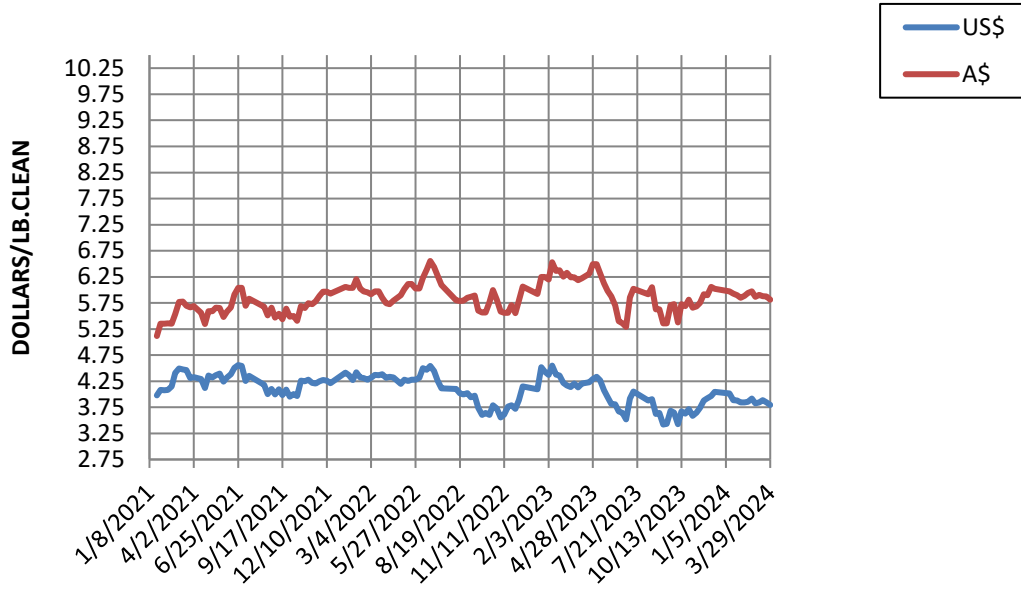
CURRENCY RATE (US\$:A\$)



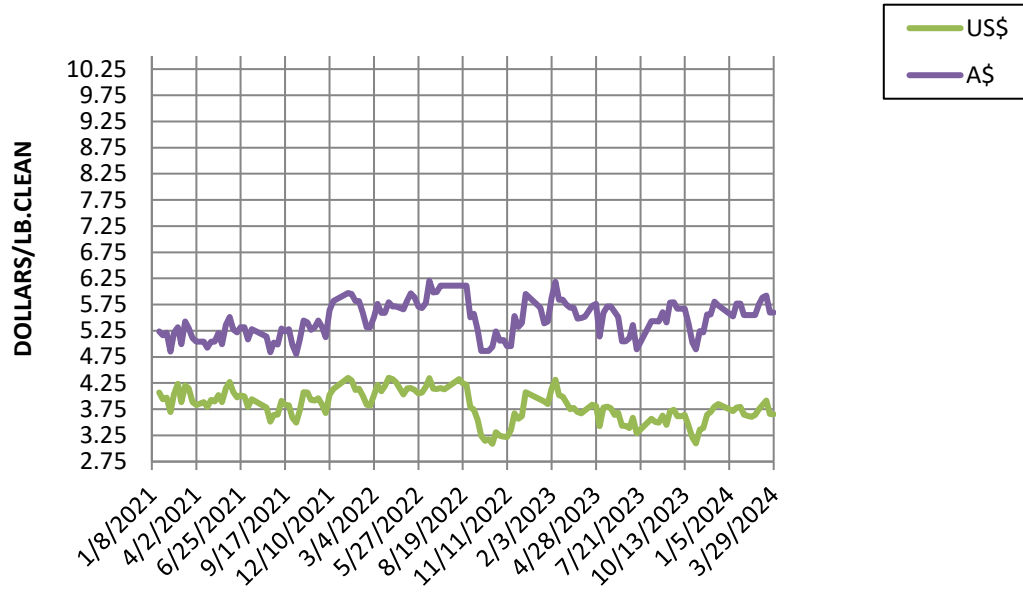
21 MICRON MARKET INDICATOR A\$ vs US\$



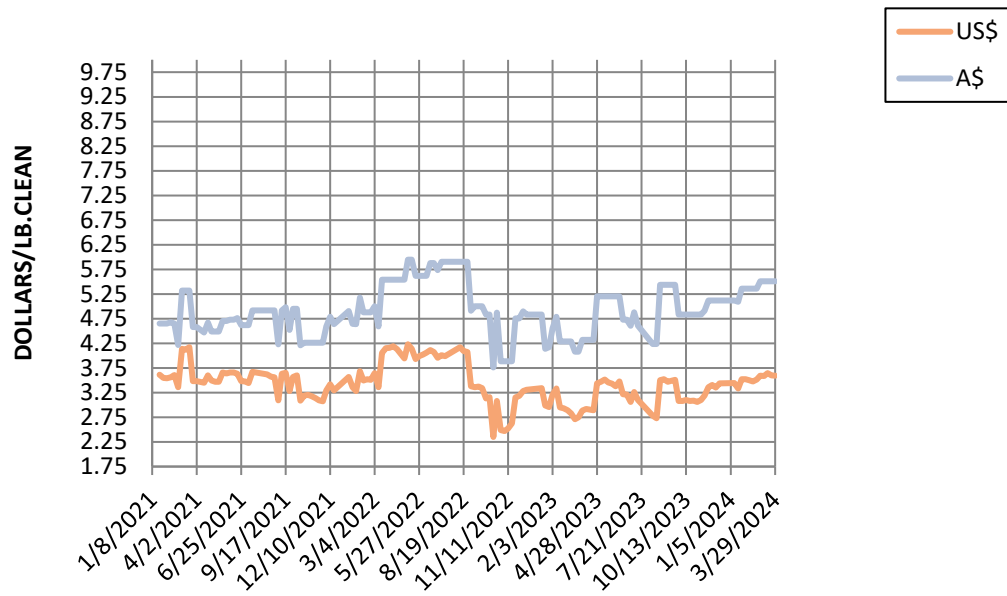
22 MICRON MARKET INDICATOR A\$ vs US\$



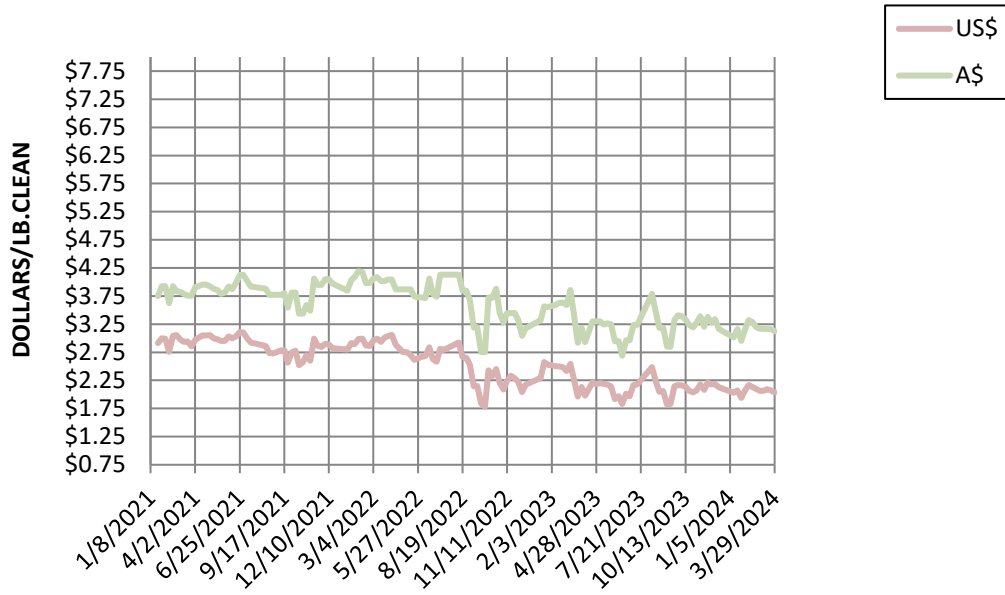
23 MICRON MARKET INDICATOR A\$ vs US\$



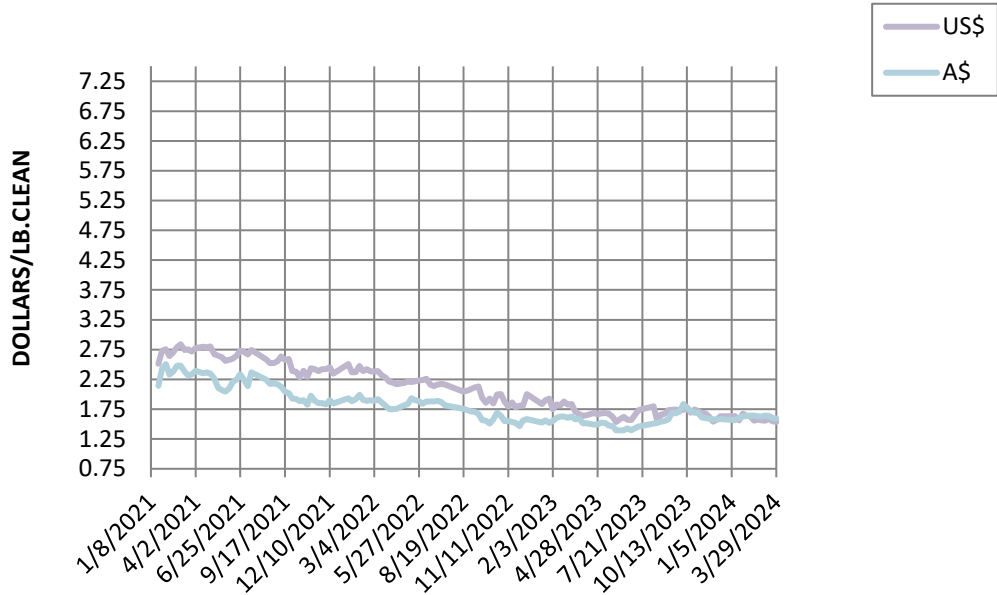
24 MICRON MARKET INDICATOR A\$ vs US\$



25 MICRON MARKET INDICATOR A\$ vs US\$

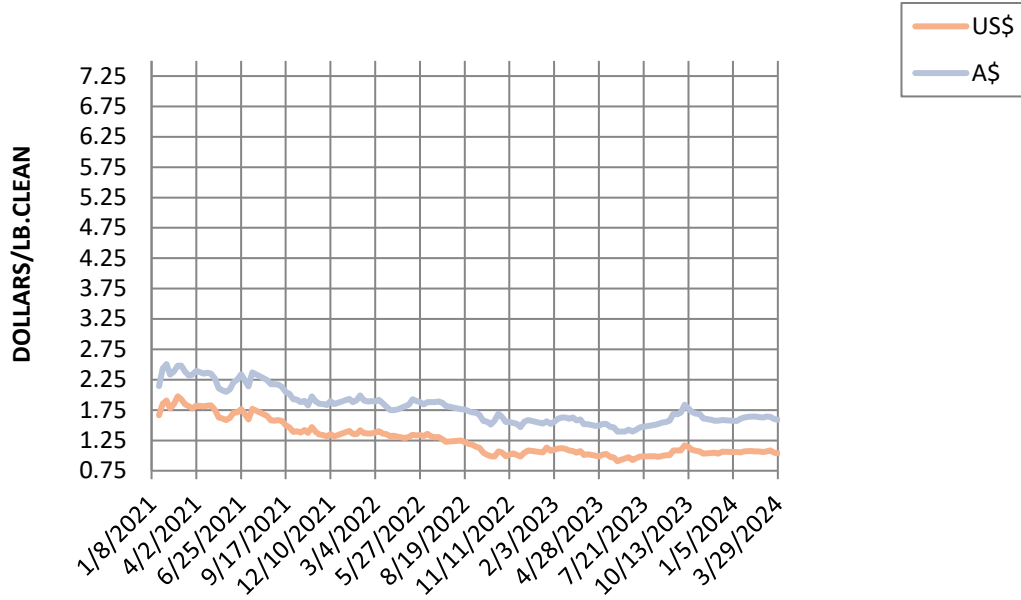


26 MICRON MARKET INDICATOR A\$ vs US\$



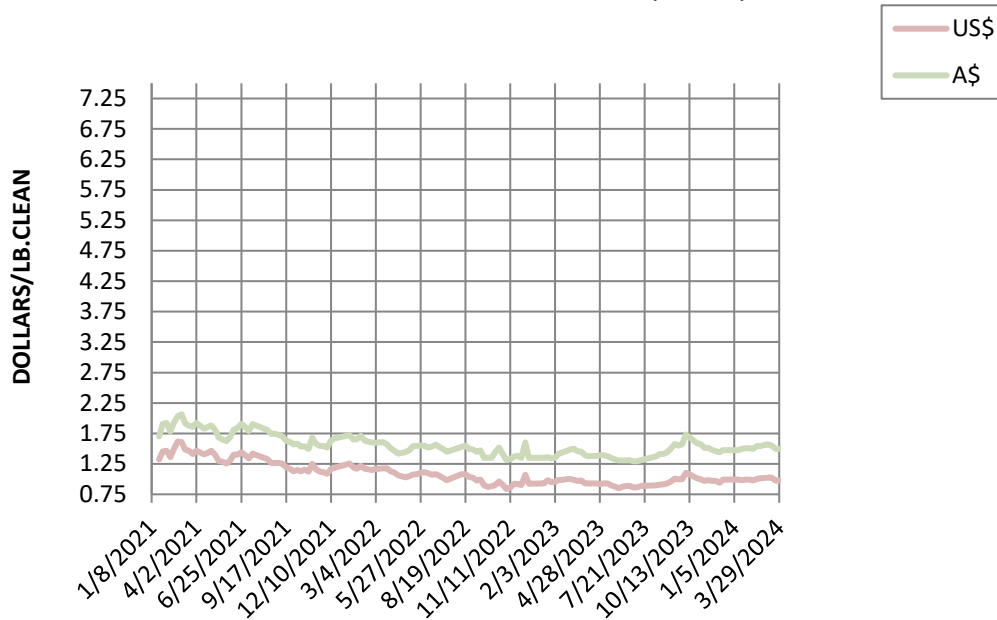
28 MICRON MARKET INDICATOR

A\$ vs US\$



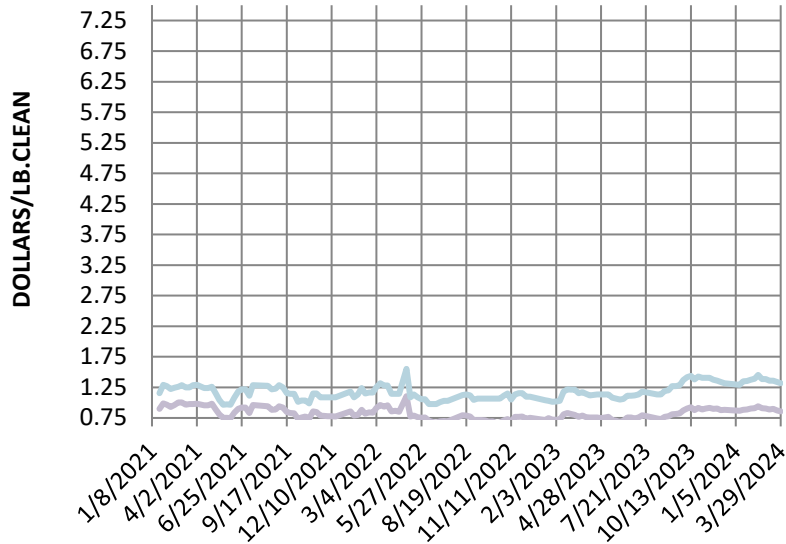
30 MICRON MARKET INDICATOR

A\$ vs US\$



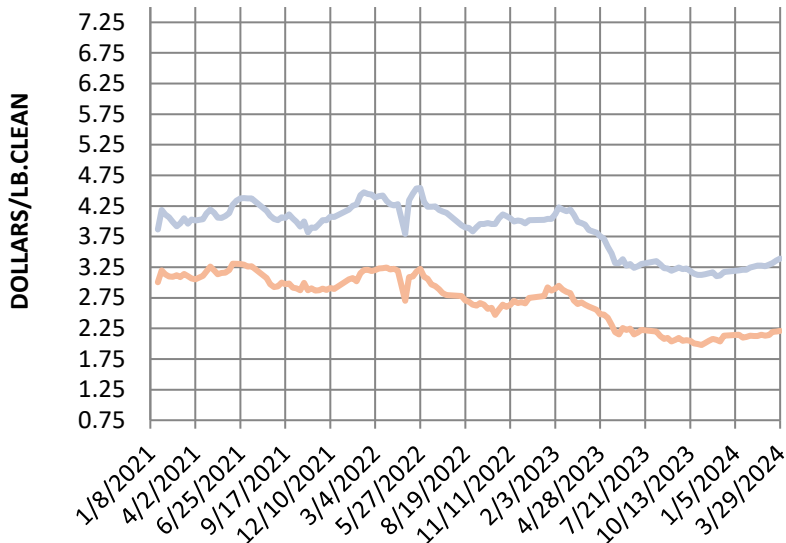
32 MICRON MARKET INDICATOR

A\$ vs US\$

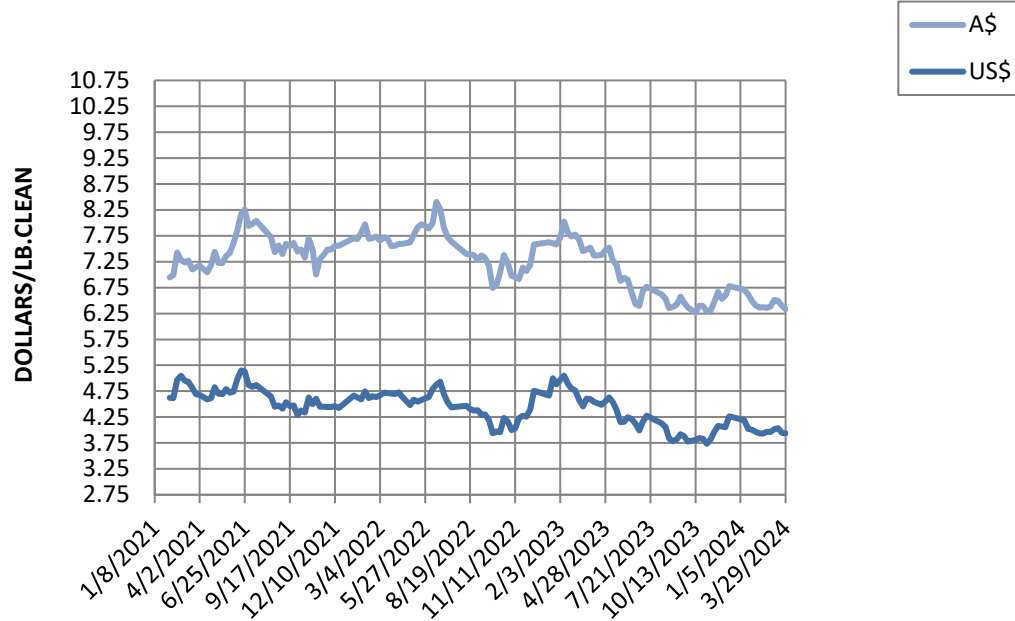


MC MICRON MARKET INDICATOR

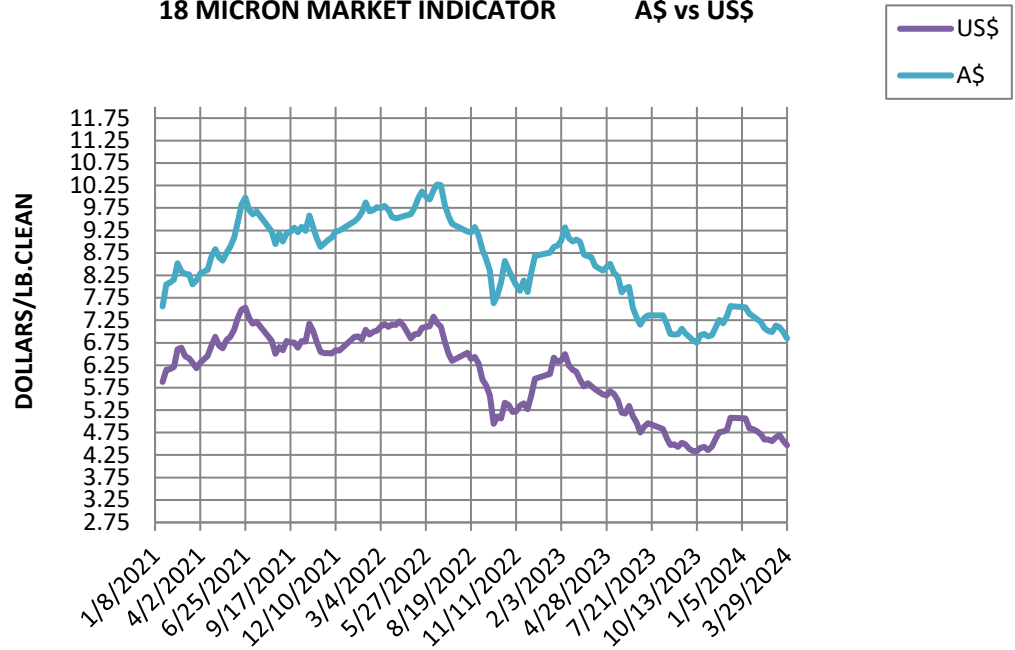
A\$ vs US\$



19 MICRON MARKET INDICATOR A\$ vs US\$



18 MICRON MARKET INDICATOR A\$ vs US\$



17 MICRON MARKET INDICATOR

A\$ vs US\$

