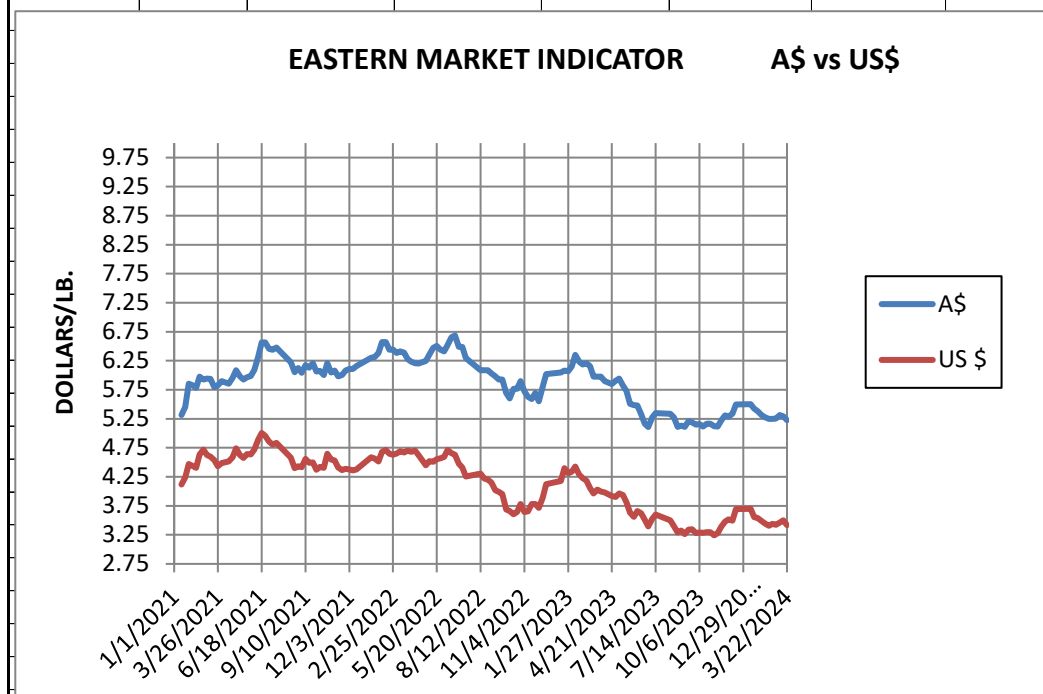


WEEK ENDING
MARCH 22, 2024

MARKET INDICATOR CHANGE		US \$/LB.		Clean on floor			
CATEGORY		3/22/2024		3/15/2024		Change	
		A\$	US\$	A\$	US\$	A\$	US\$
EASTERN	MI	\$ 5.23	\$ 3.42	\$ 5.29	\$ 3.50	-0.07	-0.08
	Micron						
	17	\$ 7.85	\$ 5.14	\$ 7.99	\$ 5.29	-0.14	-0.15
	18	\$ 6.99	\$ 4.57	\$ 7.10	\$ 4.69	-0.11	-0.13
	19	\$ 6.39	\$ 4.18	\$ 6.49	\$ 4.29	-0.10	-0.11
	20	\$ 6.03	\$ 3.94	\$ 6.10	\$ 4.04	-0.07	-0.09
	21	\$ 5.96	\$ 3.90	\$ 5.99	\$ 3.97	-0.03	-0.07
	22	\$ 5.87	\$ 3.84	\$ 5.88	\$ 3.89	0.00	-0.05
	23	\$ 5.60	\$ 3.66	\$ 5.92	\$ 3.92	-0.33	-0.26
	24	\$ 5.51	\$ 3.60	\$ 5.51	\$ 3.64	0.00	-0.04
	25	\$ 3.17	\$ 2.07	\$ 3.17	\$ 2.09	0.00	-0.02
	26	\$ 2.37	\$ 1.55	\$ 2.40	\$ 1.59	-0.04	-0.04
	28	\$ 1.60	\$ 1.05	\$ 1.64	\$ 1.08	-0.04	-0.04
	30	\$ 1.50	\$ 0.98	\$ 1.55	\$ 1.03	-0.05	-0.05
	32	\$ 1.34	\$ 0.87	\$ 1.36	\$ 0.90	-0.02	-0.03
	MC	\$ 3.36	\$ 2.20	\$ 3.32	\$ 2.20	0.04	0.00
CURRENCY (US \$/A \$)			\$ 0.6539		\$ 0.6615		-0.0076



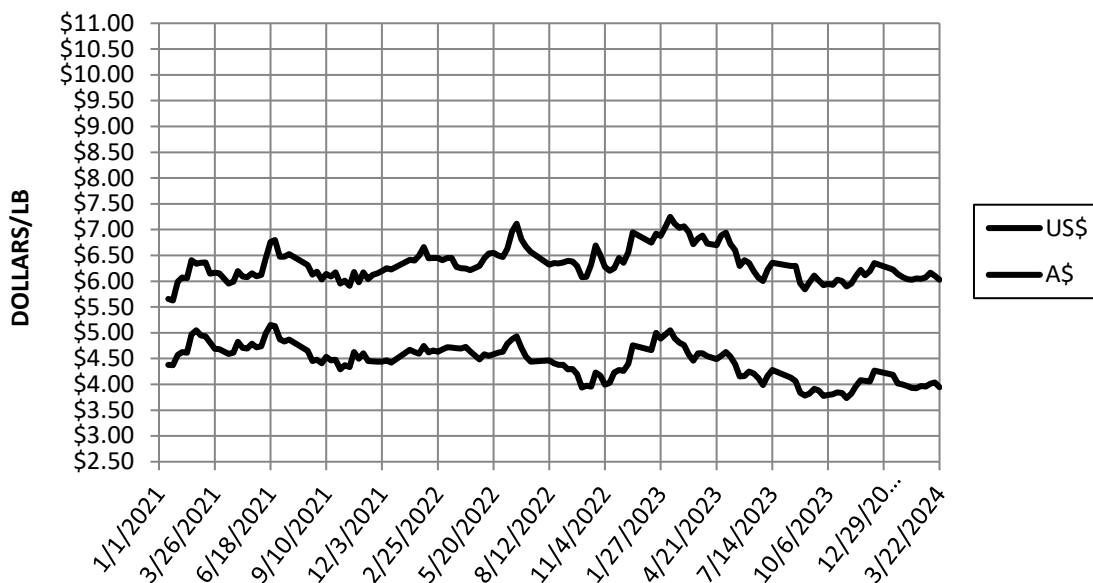
Information source: Wooltrak, Australian Wool Exchange, Weekly Market Review

WEEK ENDING
MARCH 22, 2024

MARKET INDICATOR CHANGES US \$/LB. Clean on floor

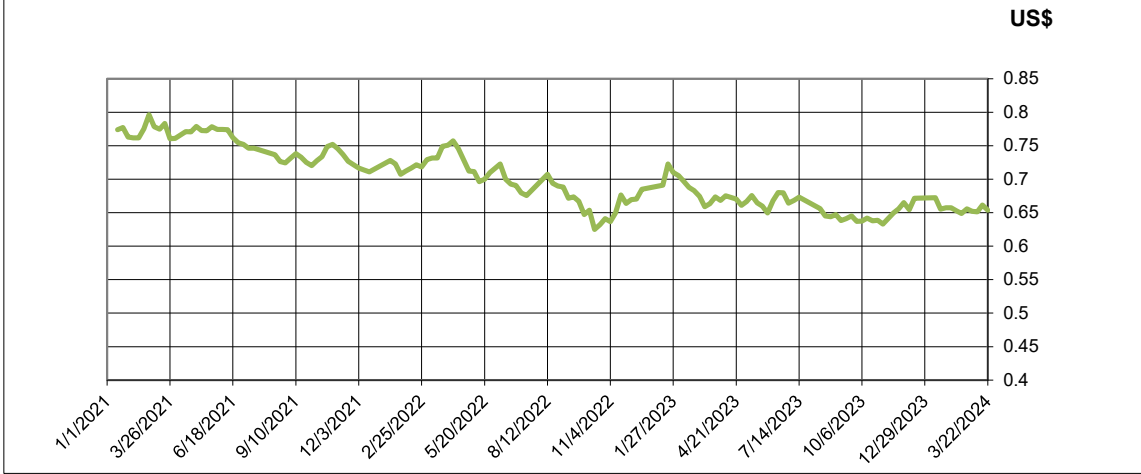
CATEGORY	3/22/2024		3/15/2024		Change	
	A\$	US\$	A\$	US\$	A\$	US\$
EASTERN MI	\$ 5.23	\$ 3.42	\$ 5.29	\$ 3.50	-0.07	-0.08
Micron						
17	\$ 7.85	\$ 5.14	\$ 7.99	\$ 5.29	-0.14	-0.15
18	\$ 6.99	\$ 4.57	\$ 7.10	\$ 4.69	-0.11	-0.13
19	\$ 6.39	\$ 4.18	\$ 6.49	\$ 4.29	-0.10	-0.11
20	\$ 6.03	\$ 3.94	\$ 6.10	\$ 4.04	-0.07	-0.09
21	\$ 5.96	\$ 3.90	\$ 5.99	\$ 3.97	-0.03	-0.07
22	\$ 5.87	\$ 3.84	\$ 5.88	\$ 3.89	0.00	-0.05
23	\$ 5.60	\$ 3.66	\$ 5.92	\$ 3.92	-0.33	-0.26
24	\$ 5.51	\$ 3.60	\$ 5.51	\$ 3.64	0.00	-0.04
25	\$ 3.17	\$ 2.07	\$ 3.17	\$ 2.09	0.00	-0.02
26	\$ 2.37	\$ 1.55	\$ 2.40	\$ 1.59	-0.04	-0.04
28	\$ 1.60	\$ 1.05	\$ 1.64	\$ 1.08	-0.04	-0.04
30	\$ 1.50	\$ 0.98	\$ 1.55	\$ 1.03	-0.05	-0.05
32	\$ 1.34	\$ 0.87	\$ 1.36	\$ 0.90	-0.02	-0.03
MC	\$ 3.36	\$ 2.20	\$ 3.32	\$ 2.20	0.04	0.00
CURRENCY (US \$/A \$)		\$ 0.6539		\$ 0.6615		-0.0076

20 MICRON MARKET INDICATOR

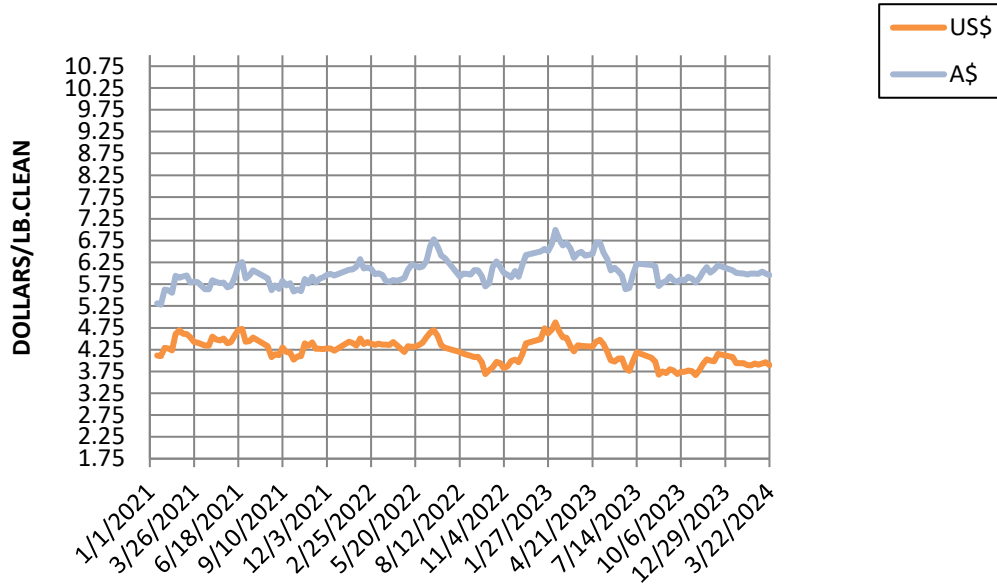


Information source: Wooltrak, Australian Wool Exchange, Weekly Market Review

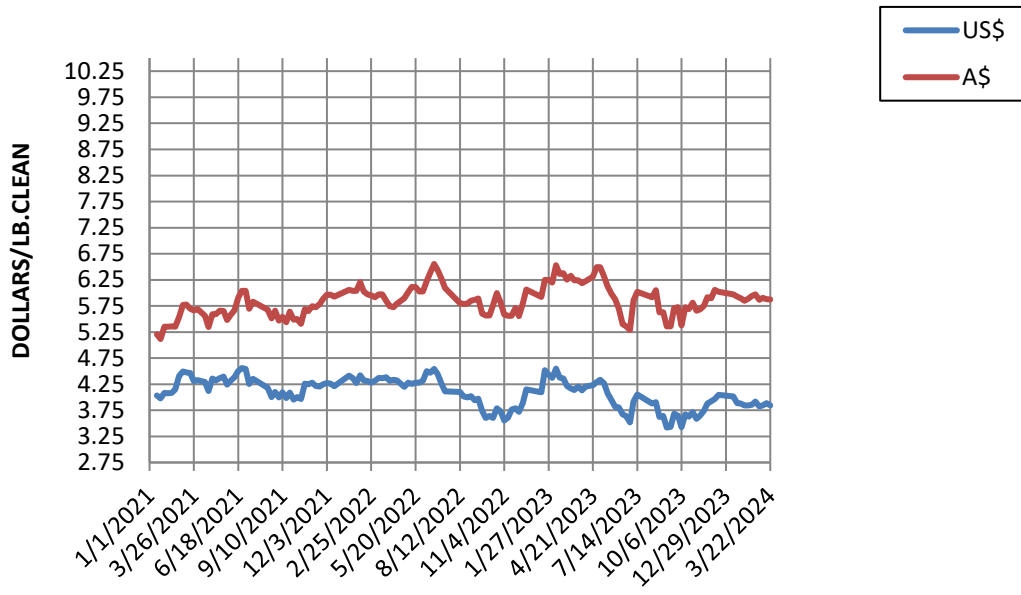
CURRENCY RATE (US\$:A\$)



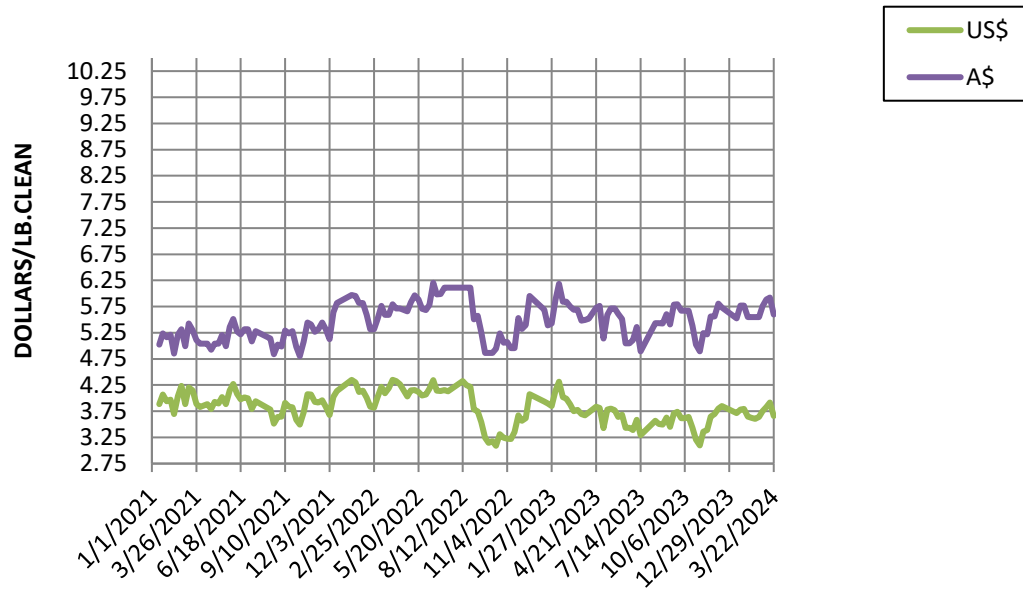
21 MICRON MARKET INDICATOR A\$ vs US\$



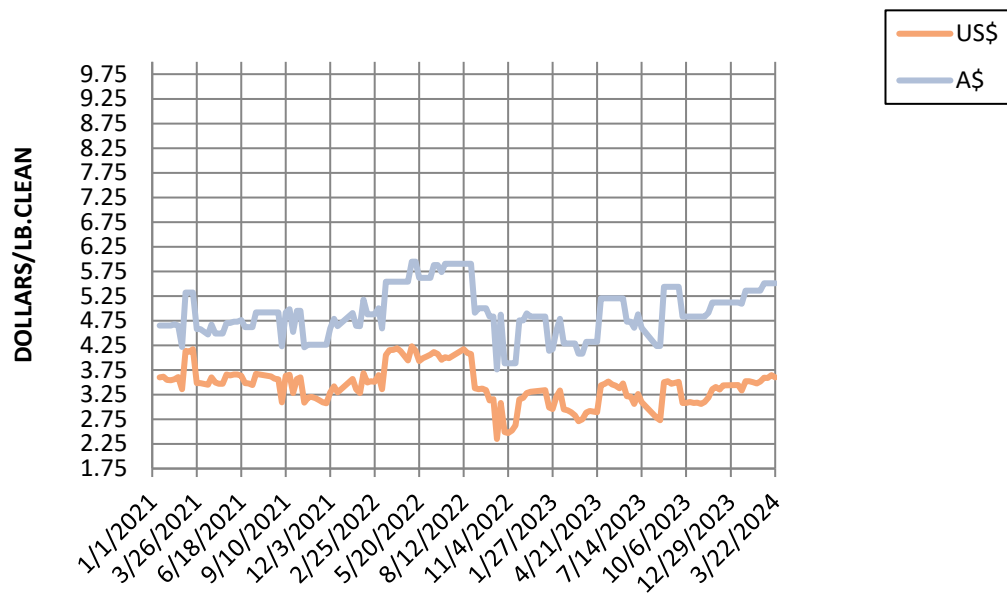
22 MICRON MARKET INDICATOR A\$ vs US\$



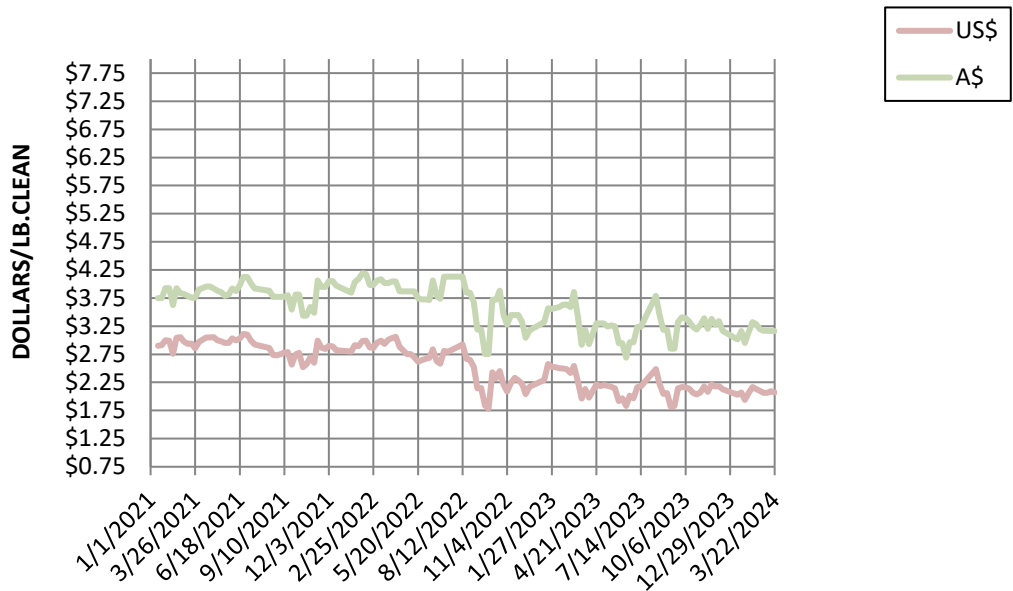
23 MICRON MARKET INDICATOR A\$ vs US\$



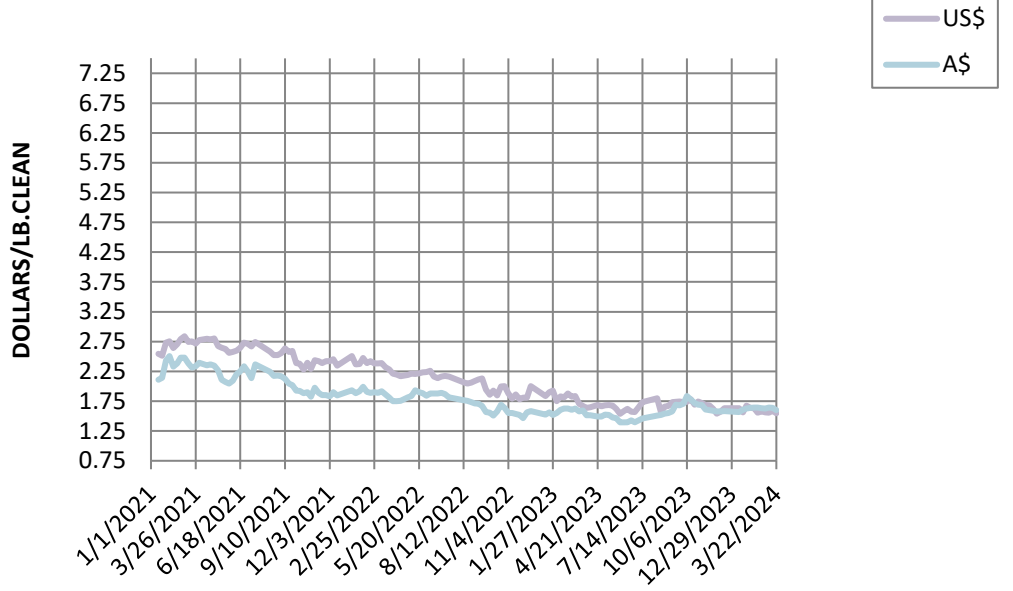
24 MICRON MARKET INDICATOR A\$ vs US\$



25 MICRON MARKET INDICATOR A\$ vs US\$

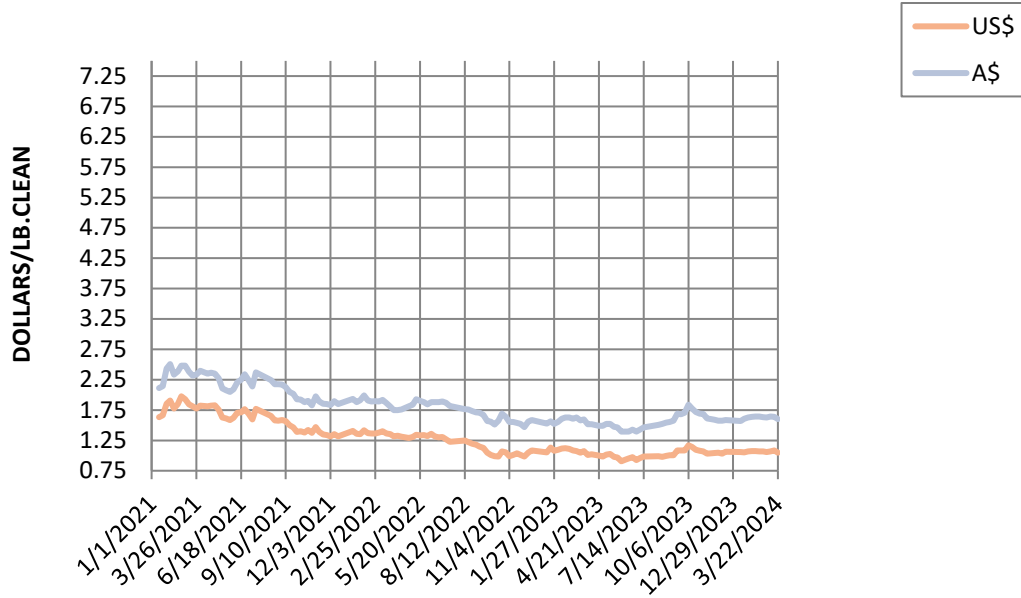


26 MICRON MARKET INDICATOR A\$ vs US\$



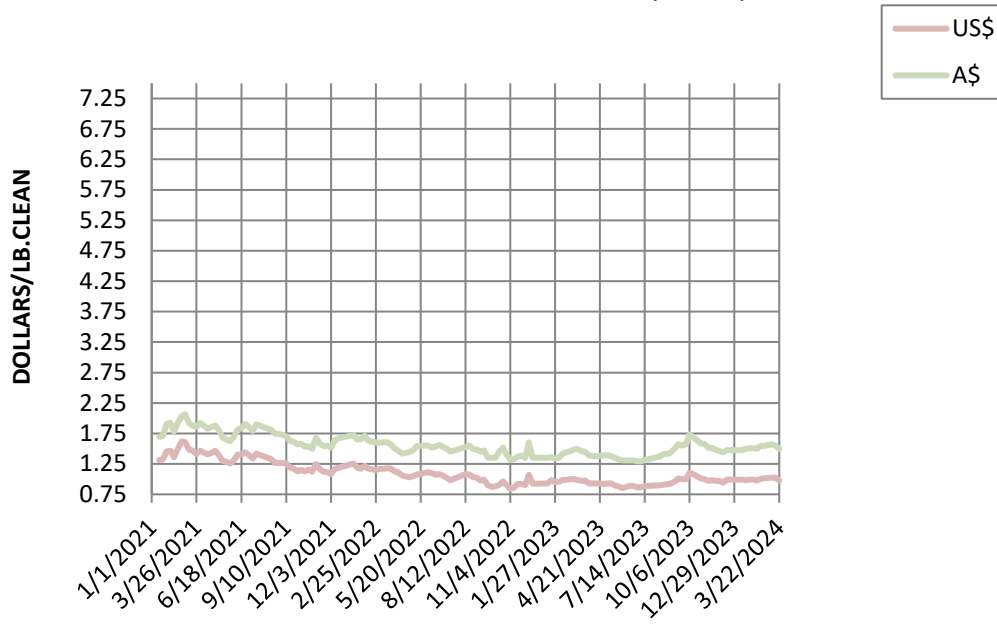
28 MICRON MARKET INDICATOR

A\$ vs US\$



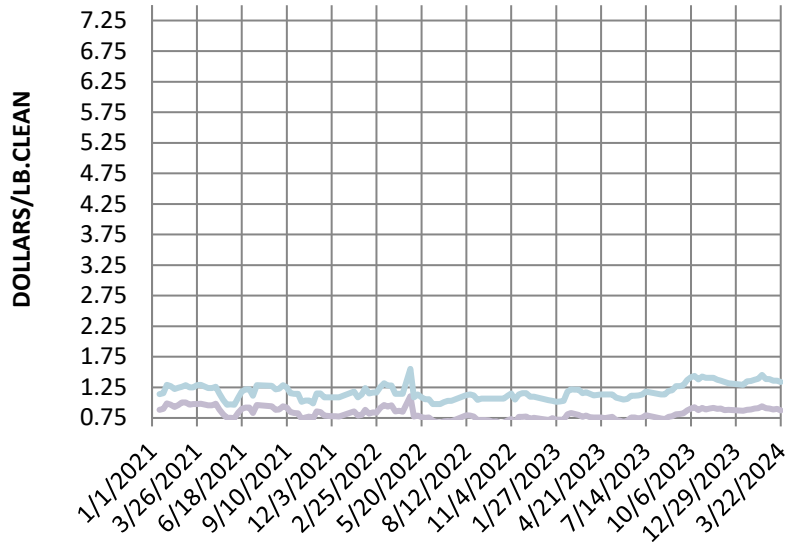
30 MICRON MARKET INDICATOR

A\$ vs US\$



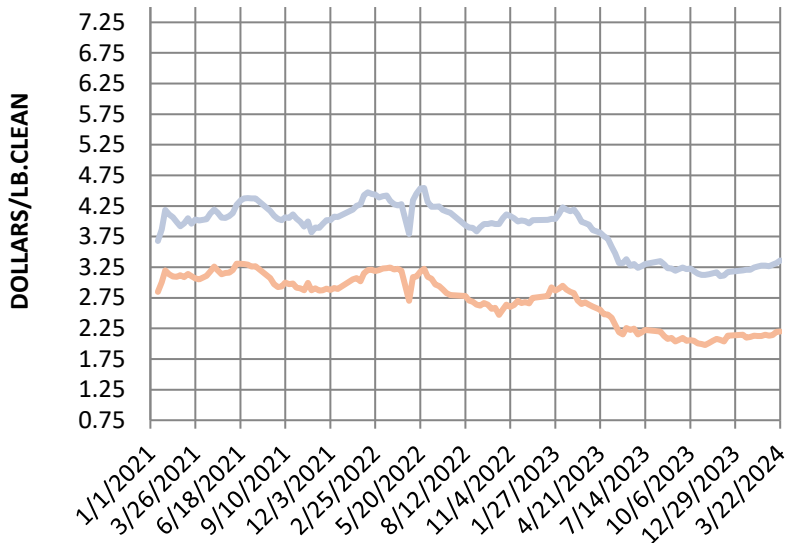
32 MICRON MARKET INDICATOR

A\$ vs US\$

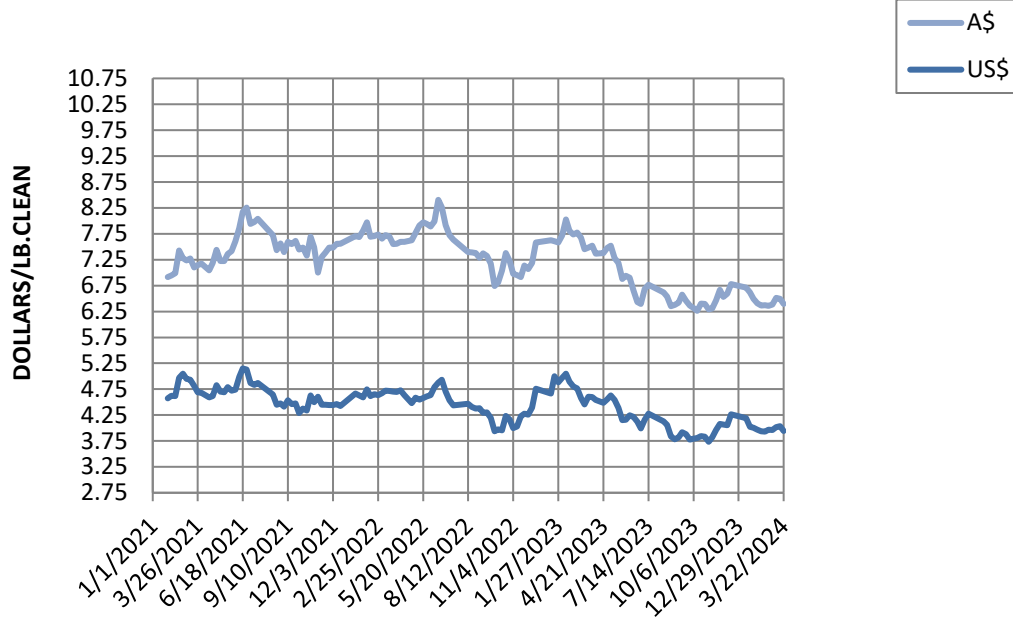


MC MICRON MARKET INDICATOR

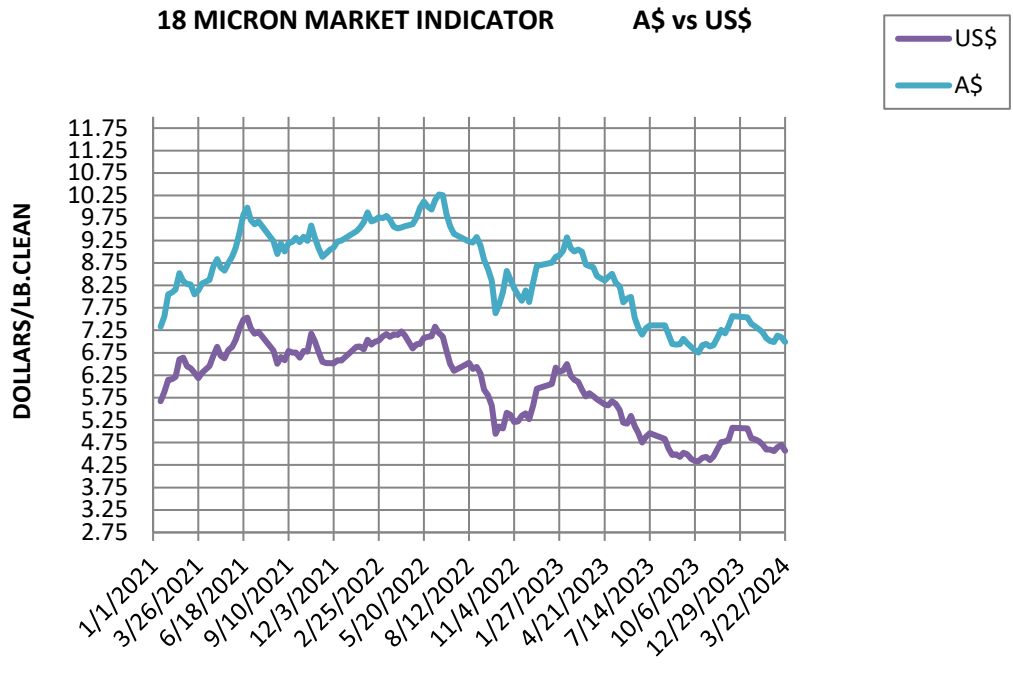
A\$ vs US\$



19 MICRON MARKET INDICATOR A\$ vs US\$



18 MICRON MARKET INDICATOR A\$ vs US\$



17 MICRON MARKET INDICATOR

A\$ vs US\$

