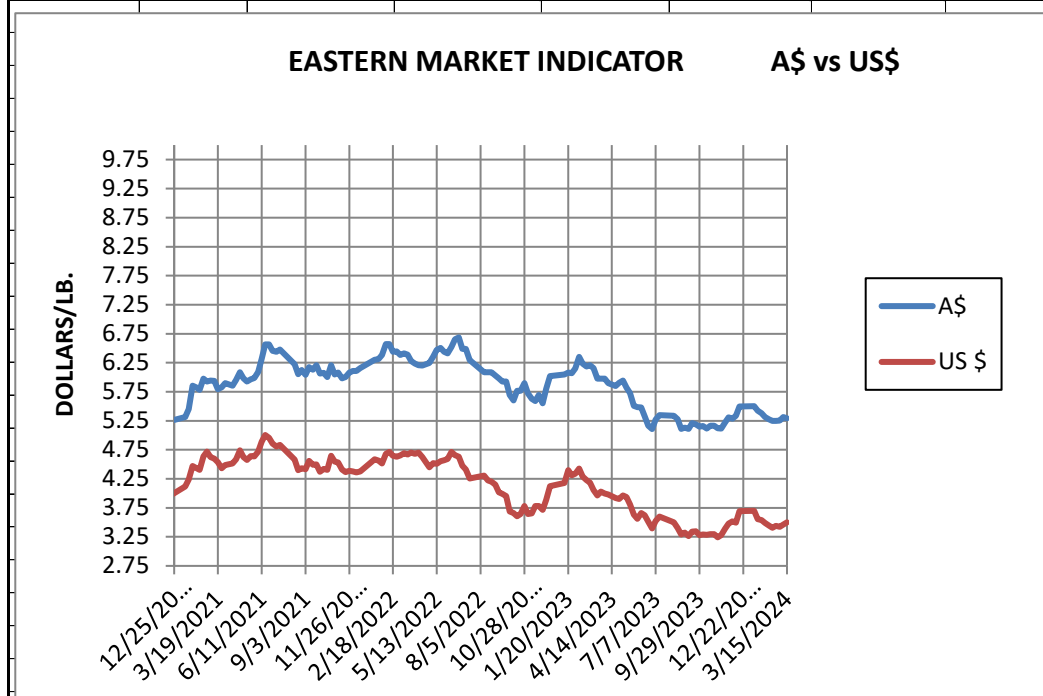


WEEK ENDING
MARCH 15, 2024

MARKET INDICATOR CHANGE		US \$/LB.		Clean on floor			
CATEGORY		3/15/2024		3/8/2024		Change	
		A\$	US\$	A\$	US\$	A\$	US\$
EASTERN	MI	\$ 5.29	\$ 3.50	\$ 5.32	\$ 3.46	-0.02	0.04
	Micron						
	17	\$ 7.99	\$ 5.29	\$ 8.05	\$ 5.24	-0.06	0.04
	18	\$ 7.10	\$ 4.69	\$ 7.13	\$ 4.64	-0.03	0.05
	19	\$ 6.49	\$ 4.29	\$ 6.51	\$ 4.24	-0.02	0.06
	20	\$ 6.10	\$ 4.04	\$ 6.17	\$ 4.01	-0.07	0.02
	21	\$ 5.99	\$ 3.97	\$ 6.04	\$ 3.93	-0.04	0.03
	22	\$ 5.82	\$ 3.85	\$ 5.82	\$ 3.79	0.00	0.06
	23	\$ 5.92	\$ 3.92	\$ 5.88	\$ 3.83	0.04	0.09
	24	\$ 5.51	\$ 3.64	\$ 5.51	\$ 3.59	0.00	0.06
	25	\$ 3.17	\$ 2.09	\$ 3.17	\$ 2.06	0.00	0.03
	26	\$ 2.40	\$ 1.59	\$ 2.39	\$ 1.56	0.01	0.03
	28	\$ 1.64	\$ 1.08	\$ 1.64	\$ 1.07	-0.01	0.01
	30	\$ 1.55	\$ 1.03	\$ 1.57	\$ 1.02	-0.02	0.00
	32	\$ 1.36	\$ 0.90	\$ 1.36	\$ 0.89	0.00	0.01
	MC	\$ 3.32	\$ 2.20	\$ 3.29	\$ 2.14	0.03	0.05
CURRENCY (US \$/A \$)			\$ 0.6615		\$ 0.6511		0.0104



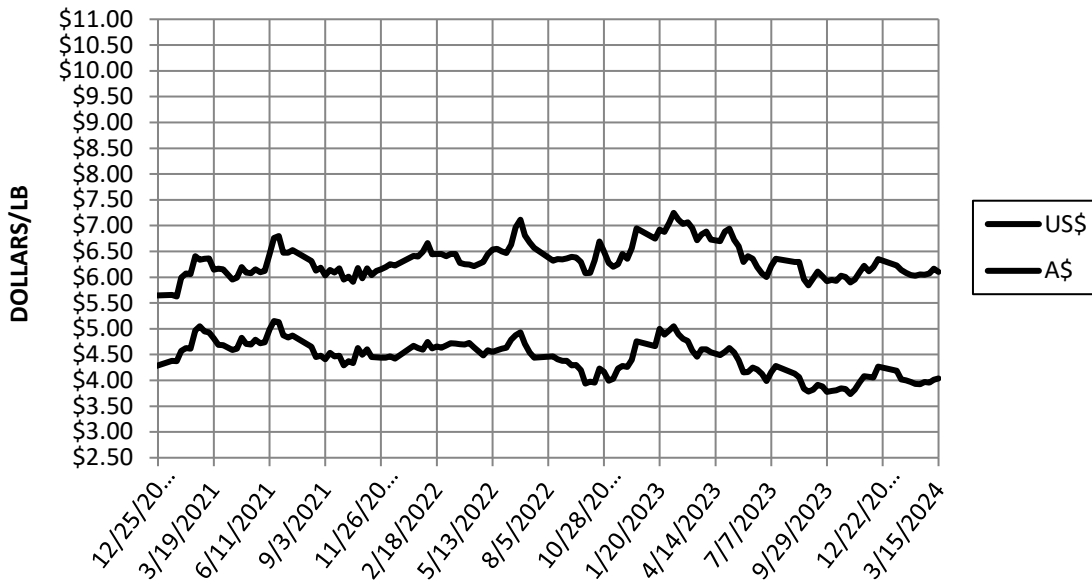
Information source: Wooltrak, Australian Wool Exchange, Weekly Market Review

WEEK ENDING
MARCH 15, 2024

MARKET INDICATOR CHANGES US \$/LB. Clean on floor

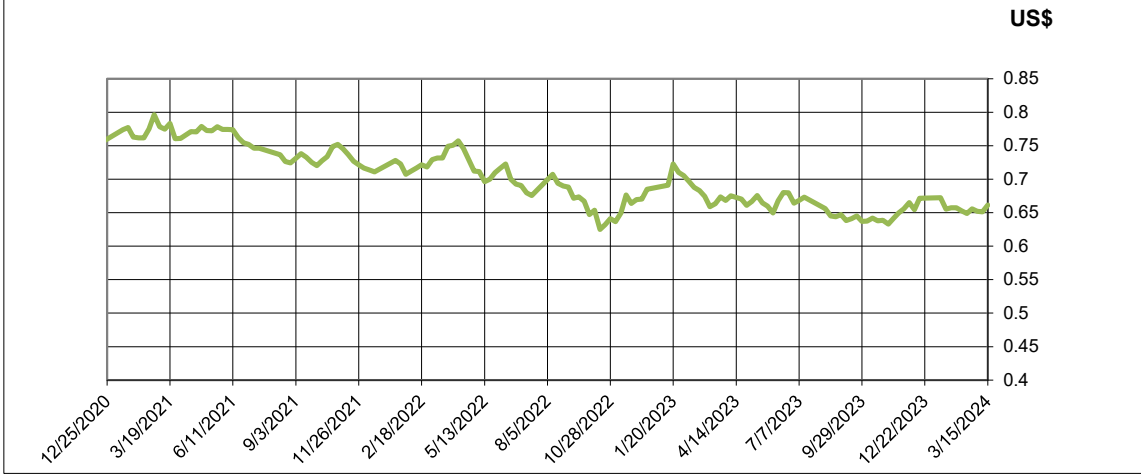
CATEGORY	3/15/2024		3/8/2024		Change	
	A\$	US\$	A\$	US\$	A\$	US\$
EASTERN MI	\$ 5.29	\$ 3.50	\$ 5.32	\$ 3.46	-0.02	0.04
Micron						
17	\$ 7.99	\$ 5.29	\$ 8.05	\$ 5.24	-0.06	0.04
18	\$ 7.10	\$ 4.69	\$ 7.13	\$ 4.64	-0.03	0.05
19	\$ 6.49	\$ 4.29	\$ 6.51	\$ 4.24	-0.02	0.06
20	\$ 6.10	\$ 4.04	\$ 6.17	\$ 4.01	-0.07	0.02
21	\$ 5.99	\$ 3.97	\$ 6.04	\$ 3.93	-0.04	0.03
22	\$ 5.82	\$ 3.85	\$ 5.82	\$ 3.79	0.00	0.06
23	\$ 5.92	\$ 3.92	\$ 5.88	\$ 3.83	0.04	0.09
24	\$ 5.51	\$ 3.64	\$ 5.51	\$ 3.59	0.00	0.06
25	\$ 3.17	\$ 2.09	\$ 3.17	\$ 2.06	0.00	0.03
26	\$ 2.40	\$ 1.59	\$ 2.39	\$ 1.56	0.01	0.03
28	\$ 1.64	\$ 1.08	\$ 1.64	\$ 1.07	-0.01	0.01
30	\$ 1.55	\$ 1.03	\$ 1.57	\$ 1.02	-0.02	0.00
32	\$ 1.36	\$ 0.90	\$ 1.36	\$ 0.89	0.00	0.01
MC	\$ 3.32	\$ 2.20	\$ 3.29	\$ 2.14	0.03	0.05
CURRENCY (US \$/A \$)		\$ 0.6615		\$ 0.6511		0.0104

20 MICRON MARKET INDICATOR

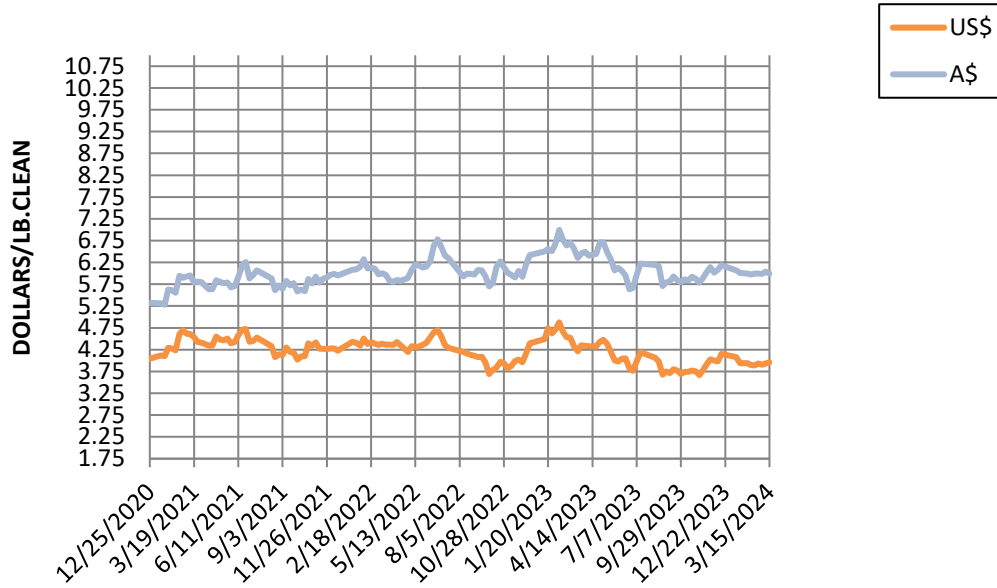


Information source: Wooltrak, Australian Wool Exchange, Weekly Market Review

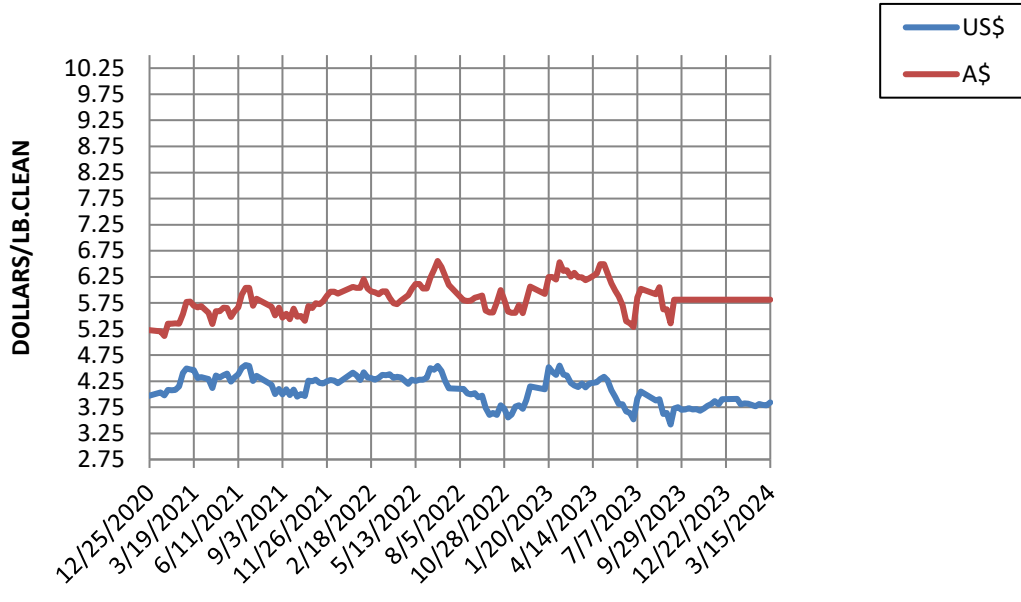
CURRENCY RATE (US\$:A\$)



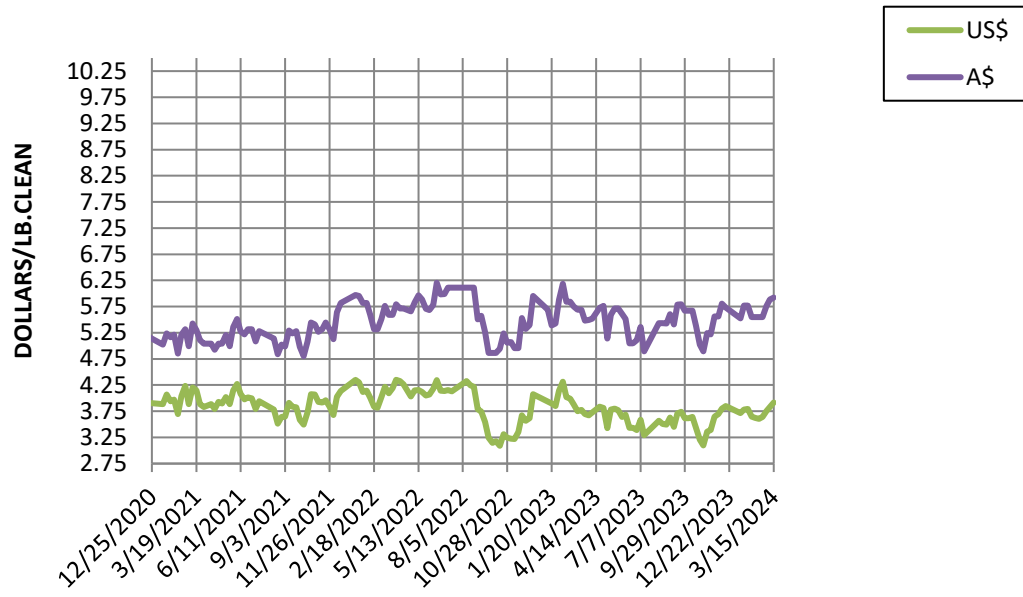
21 MICRON MARKET INDICATOR A\$ vs US\$



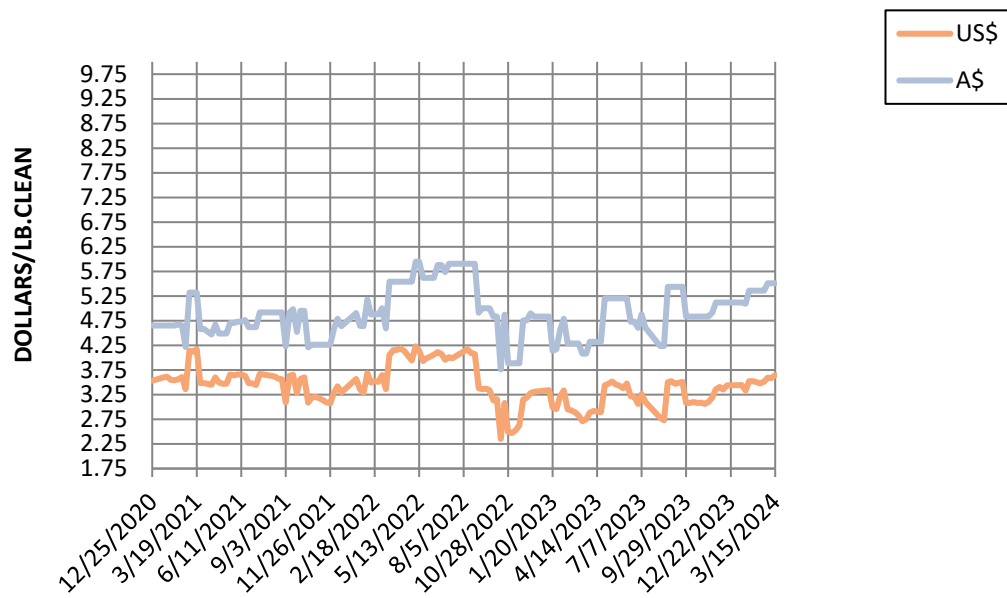
22 MICRON MARKET INDICATOR A\$ vs US\$



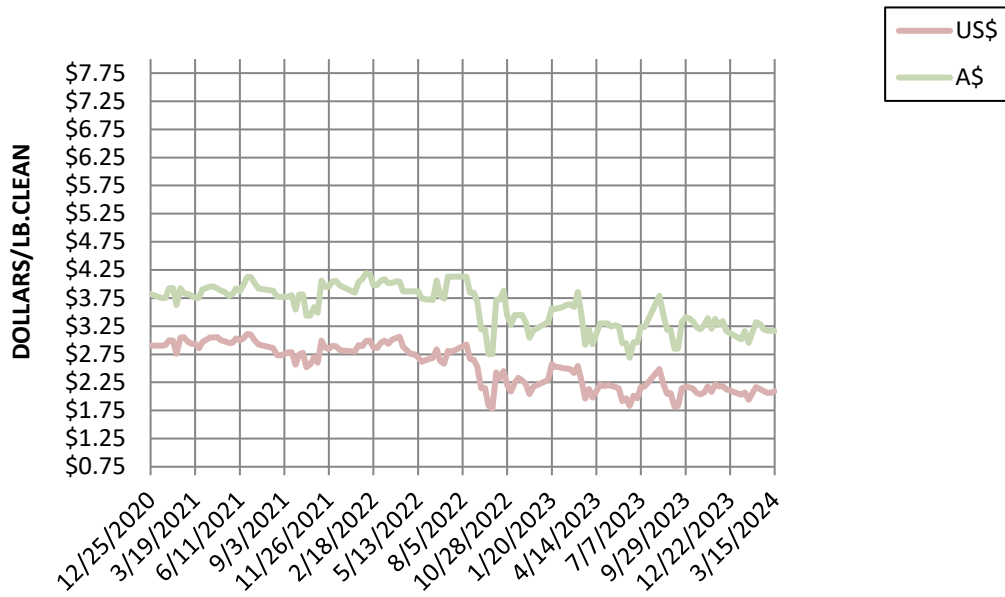
23 MICRON MARKET INDICATOR A\$ vs US\$



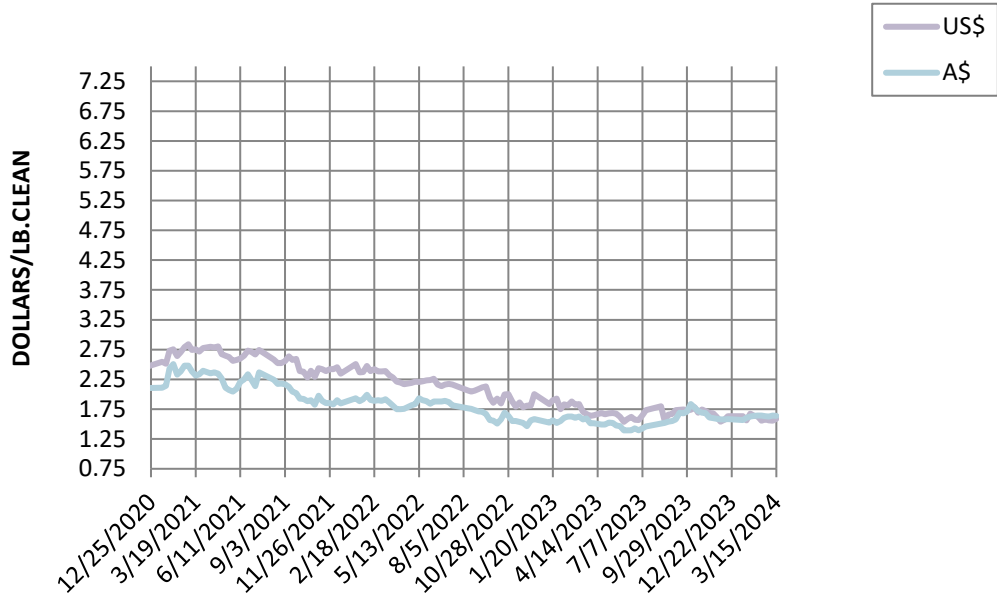
24 MICRON MARKET INDICATOR A\$ vs US\$



25 MICRON MARKET INDICATOR A\$ vs US\$

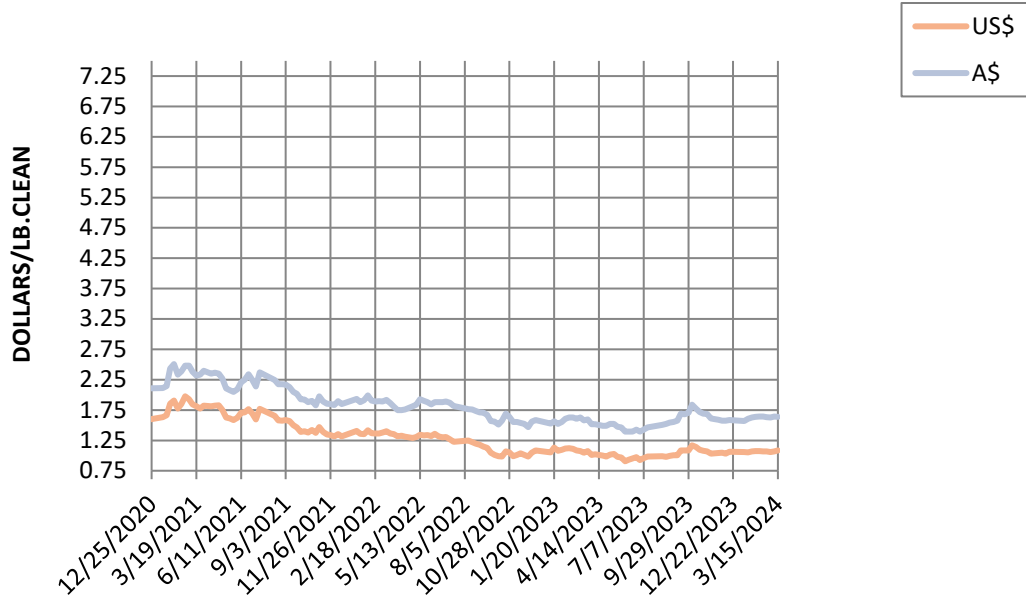


26 MICRON MARKET INDICATOR A\$ vs US\$



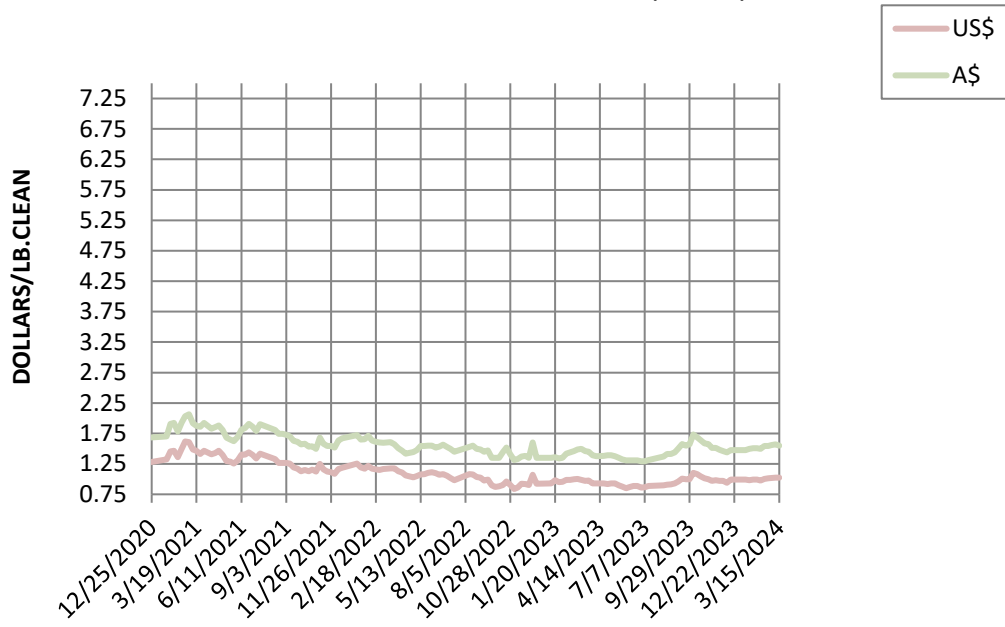
28 MICRON MARKET INDICATOR

A\$ vs US\$



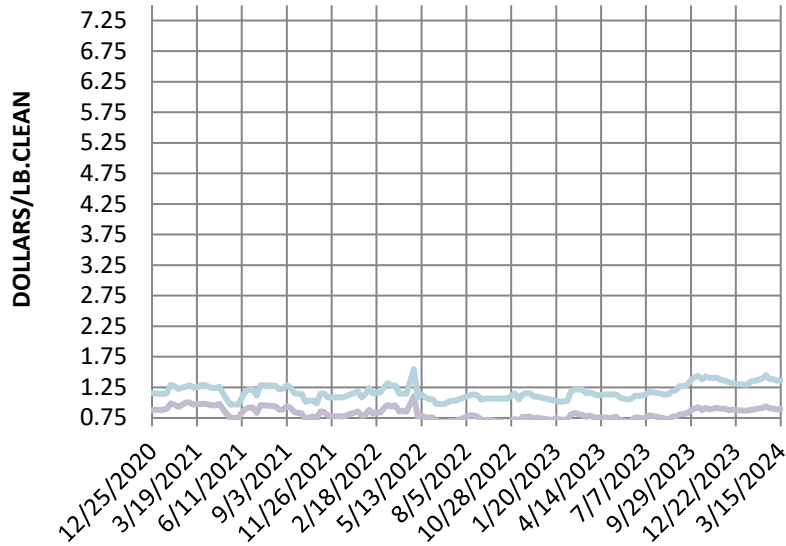
30 MICRON MARKET INDICATOR

A\$ vs US\$



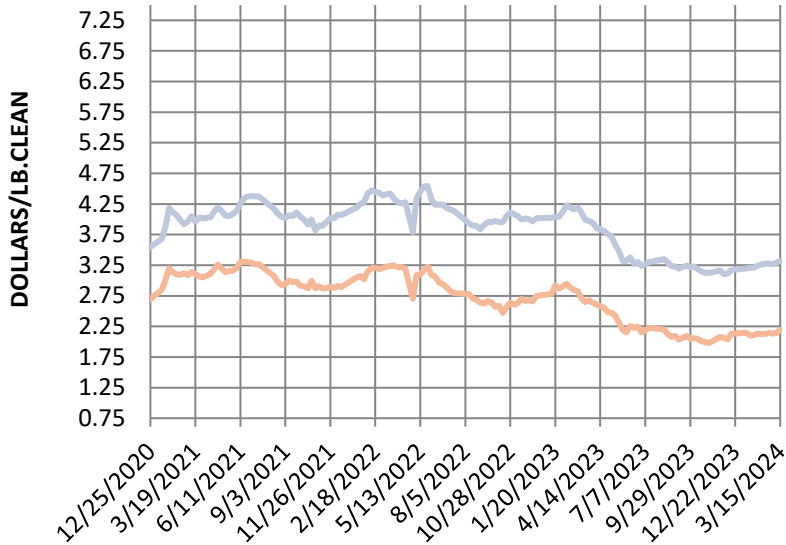
32 MICRON MARKET INDICATOR

A\$ vs US\$

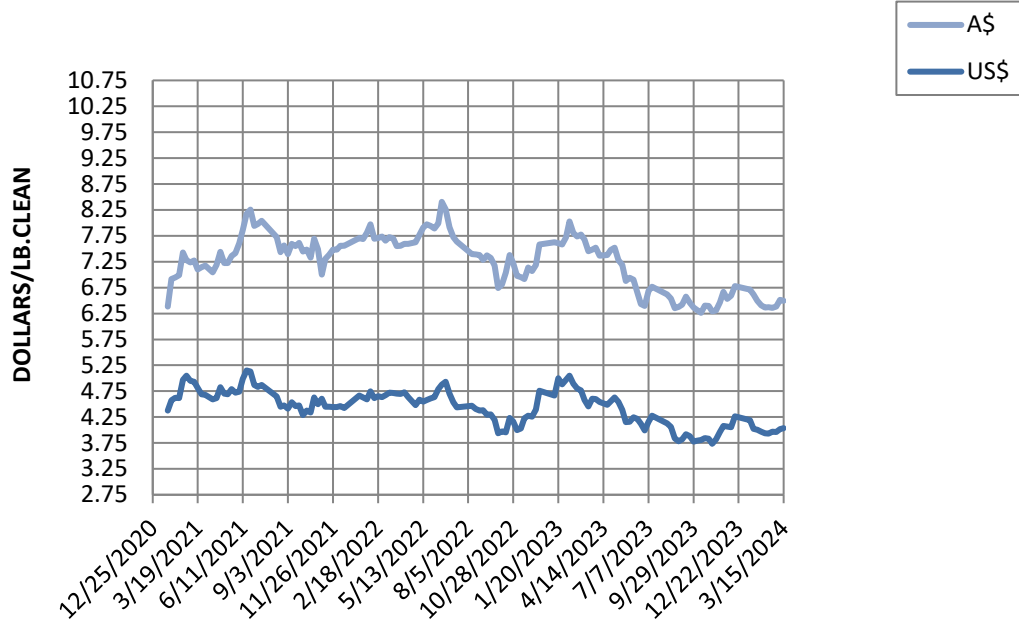


MC MICRON MARKET INDICATOR

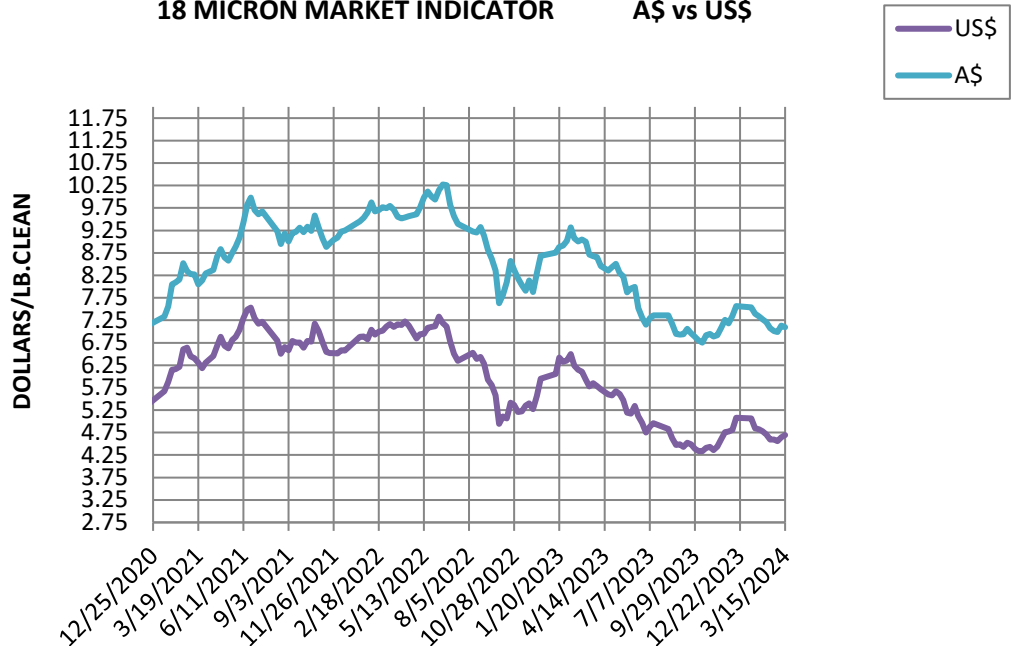
A\$ vs US\$



19 MICRON MARKET INDICATOR A\$ vs US\$



18 MICRON MARKET INDICATOR A\$ vs US\$



17 MICRON MARKET INDICATOR

A\$ vs US\$

