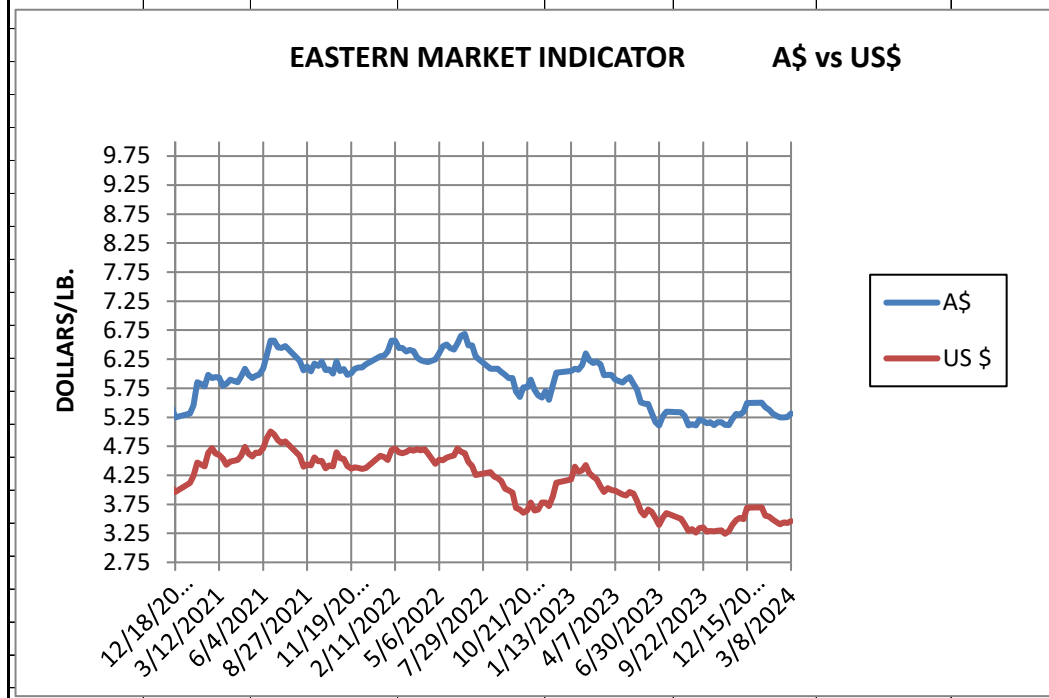


WEEK ENDING
MARCH 8, 2024

MARKET INDICATOR CHANGE		US \$/LB.		Clean on floor			
CATEGORY		3/8/2024		3/1/2024		Change	
		A\$	US\$	A\$	US\$	A\$	US\$
EASTERN	MI	\$ 5.32	\$ 3.46	\$ 5.25	\$ 3.43	0.06	0.04
	Micron						
	17	\$ 8.05	\$ 5.24	\$ 7.96	\$ 5.19	0.09	0.05
	18	\$ 7.13	\$ 4.64	\$ 6.99	\$ 4.56	0.14	0.08
	19	\$ 6.51	\$ 4.24	\$ 6.38	\$ 4.16	0.13	0.08
	20	\$ 6.17	\$ 4.01	\$ 6.07	\$ 3.96	0.10	0.06
	21	\$ 6.04	\$ 3.93	\$ 5.99	\$ 3.90	0.05	0.03
	22	\$ 5.82	\$ 3.79	\$ 5.82	\$ 3.79	0.00	-0.01
	23	\$ 5.88	\$ 3.83	\$ 5.76	\$ 3.75	0.13	0.08
	24	\$ 5.51	\$ 3.59	\$ 5.51	\$ 3.59	0.00	-0.01
	25	\$ 3.17	\$ 2.06	\$ 3.17	\$ 2.07	0.00	0.00
	26	\$ 2.39	\$ 1.56	\$ 2.40	\$ 1.56	0.00	-0.01
	28	\$ 1.64	\$ 1.07	\$ 1.63	\$ 1.06	0.02	0.01
	30	\$ 1.57	\$ 1.02	\$ 1.56	\$ 1.02	0.01	0.01
	32	\$ 1.36	\$ 0.89	\$ 1.38	\$ 0.90	-0.02	-0.02
	MC	\$ 3.29	\$ 2.14	\$ 3.27	\$ 2.13	0.03	0.01
CURRENCY (US \$/A \$)			\$ 0.6511		\$ 0.6521		-0.0010



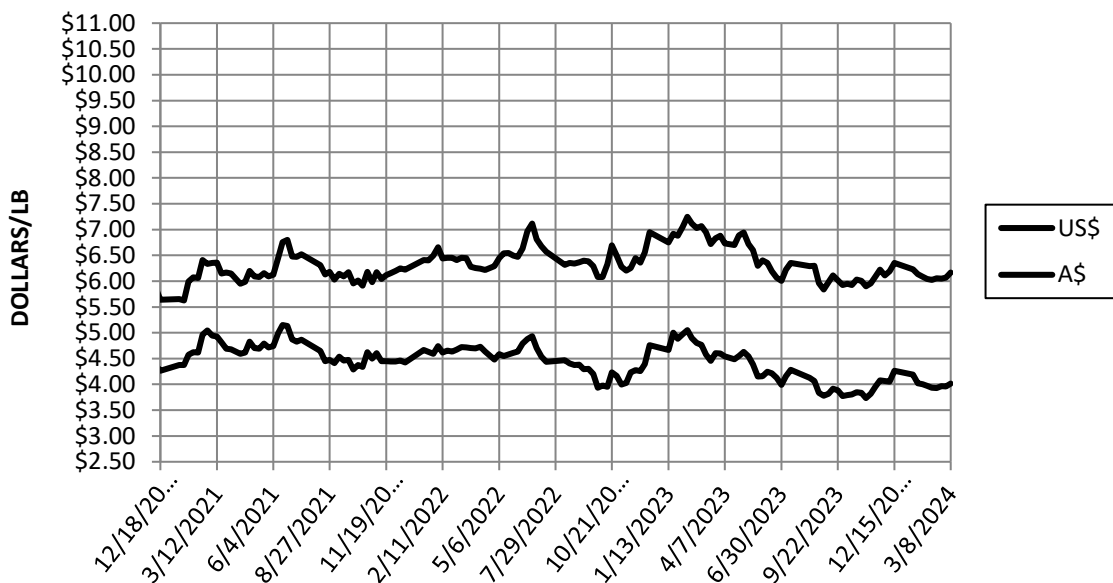
Information source: Wooltrak, Australian Wool Exchange, Weekly Market Review

WEEK ENDING
MARCH 8, 2024

MARKET INDICATOR CHANGES US \$/LB. Clean on floor

CATEGORY	3/8/2024		3/1/2024		Change	
	A\$	US\$	A\$	US\$	A\$	US\$
EASTERN MI	\$ 5.32	\$ 3.46	\$ 5.25	\$ 3.43	0.06	0.04
Micron						
17	\$ 8.05	\$ 5.24	\$ 7.96	\$ 5.19	0.09	0.05
18	\$ 7.13	\$ 4.64	\$ 6.99	\$ 4.56	0.14	0.08
19	\$ 6.51	\$ 4.24	\$ 6.38	\$ 4.16	0.13	0.08
20	\$ 6.17	\$ 4.01	\$ 6.07	\$ 3.96	0.10	0.06
21	\$ 6.04	\$ 3.93	\$ 5.99	\$ 3.90	0.05	0.03
22	\$ 5.82	\$ 3.79	\$ 5.82	\$ 3.79	0.00	-0.01
23	\$ 5.88	\$ 3.83	\$ 5.76	\$ 3.75	0.13	0.08
24	\$ 5.51	\$ 3.59	\$ 5.51	\$ 3.59	0.00	-0.01
25	\$ 3.17	\$ 2.06	\$ 3.17	\$ 2.07	0.00	0.00
26	\$ 2.39	\$ 1.56	\$ 2.40	\$ 1.56	0.00	-0.01
28	\$ 1.64	\$ 1.07	\$ 1.63	\$ 1.06	0.02	0.01
30	\$ 1.57	\$ 1.02	\$ 1.56	\$ 1.02	0.01	0.01
32	\$ 1.36	\$ 0.89	\$ 1.38	\$ 0.90	-0.02	-0.02
MC	\$ 3.29	\$ 2.14	\$ 3.27	\$ 2.13	0.03	0.01
CURRENCY (US \$/A \$)		\$ 0.6511		\$ 0.6521		-0.0010

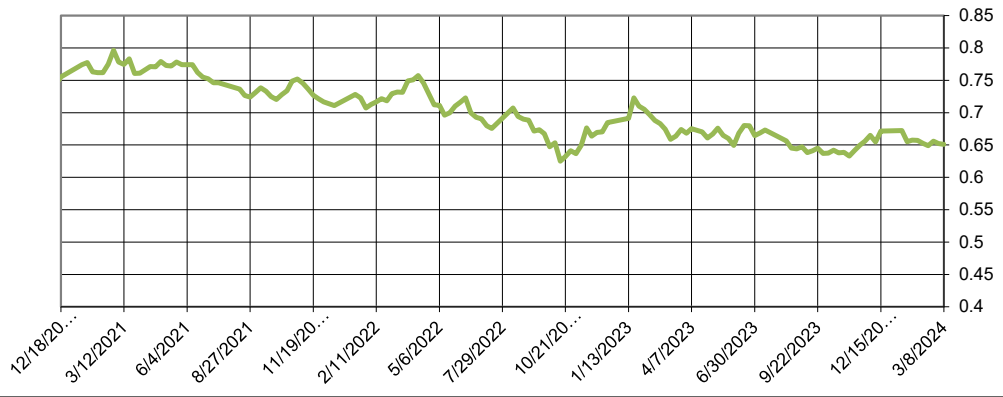
20 MICRON MARKET INDICATOR



Information source: Wooltrak, Australian Wool Exchange, Weekly Market Review

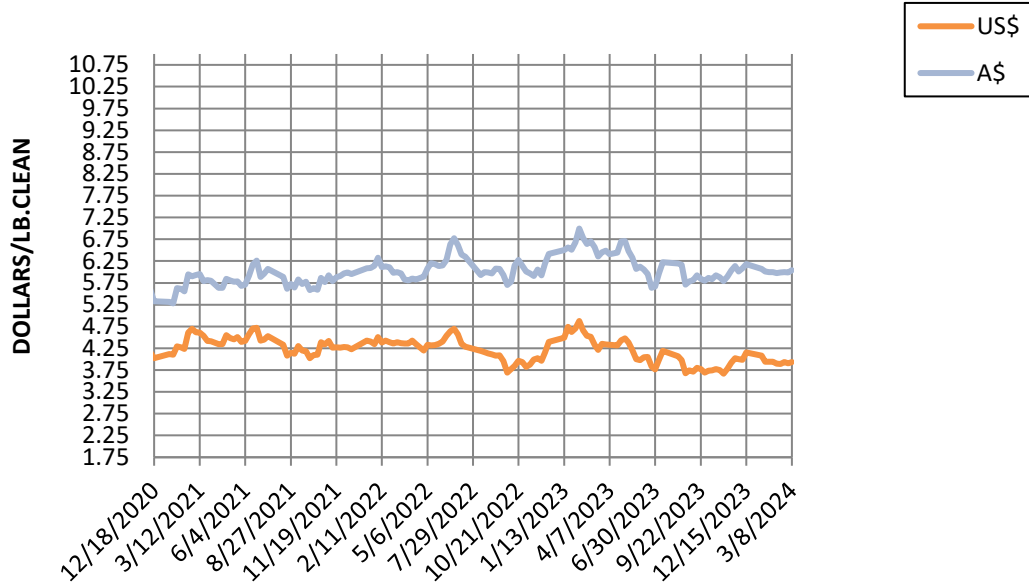
CURRENCY RATE (US\$:A\$)

US\$



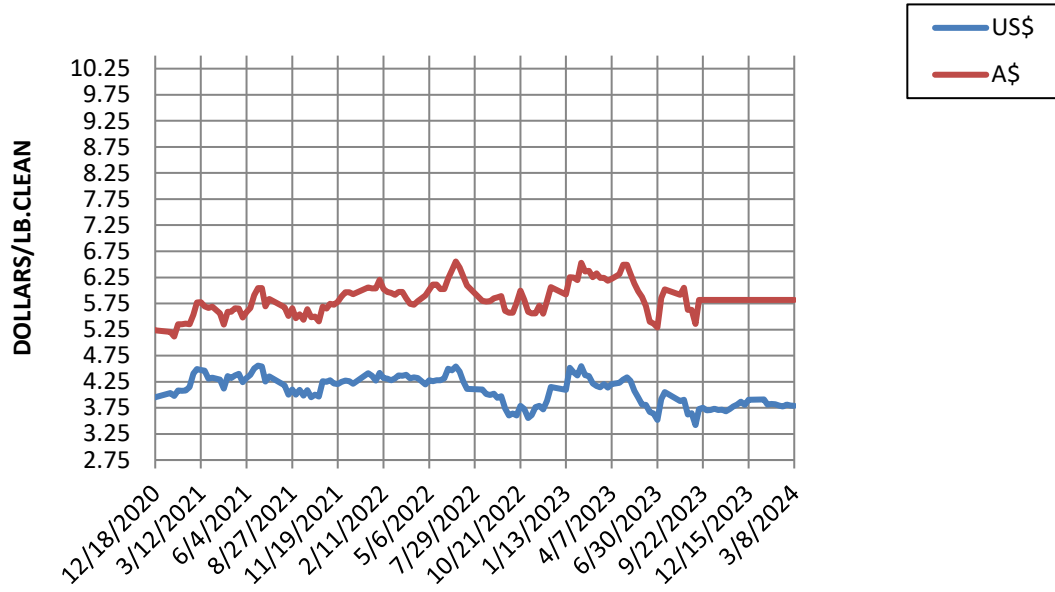
21 MICRON MARKET INDICATOR

A\$ vs US\$

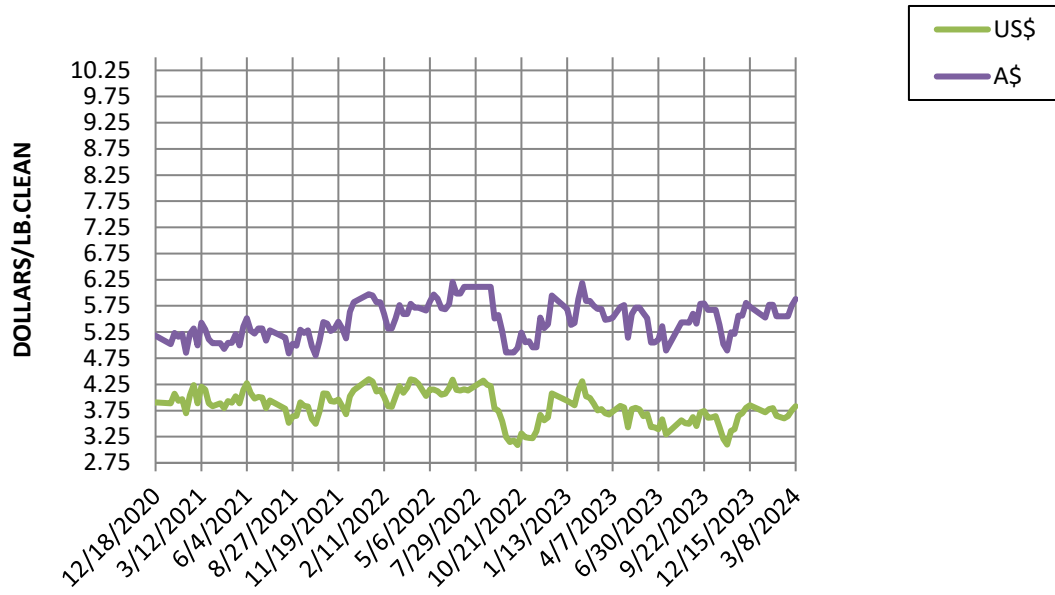


22 MICRON MARKET INDICATOR

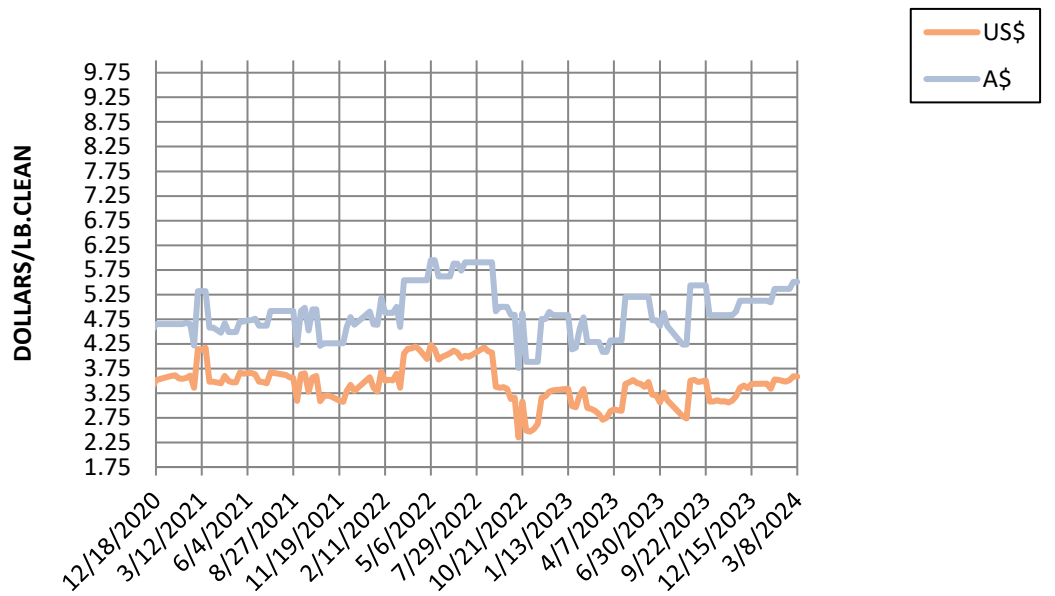
A\$ vs US\$



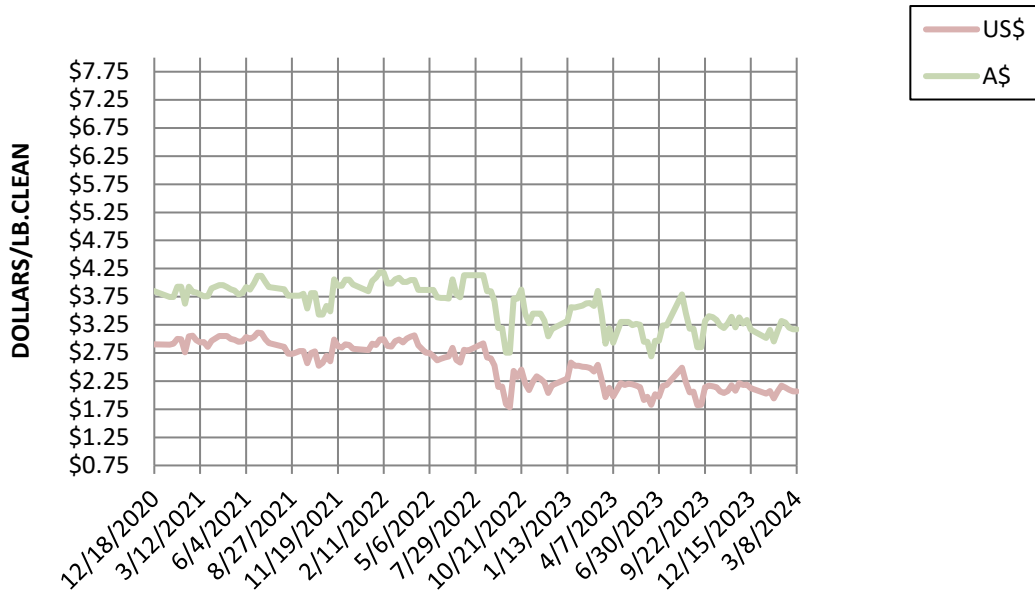
23 MICRON MARKET INDICATOR A\$ vs US\$



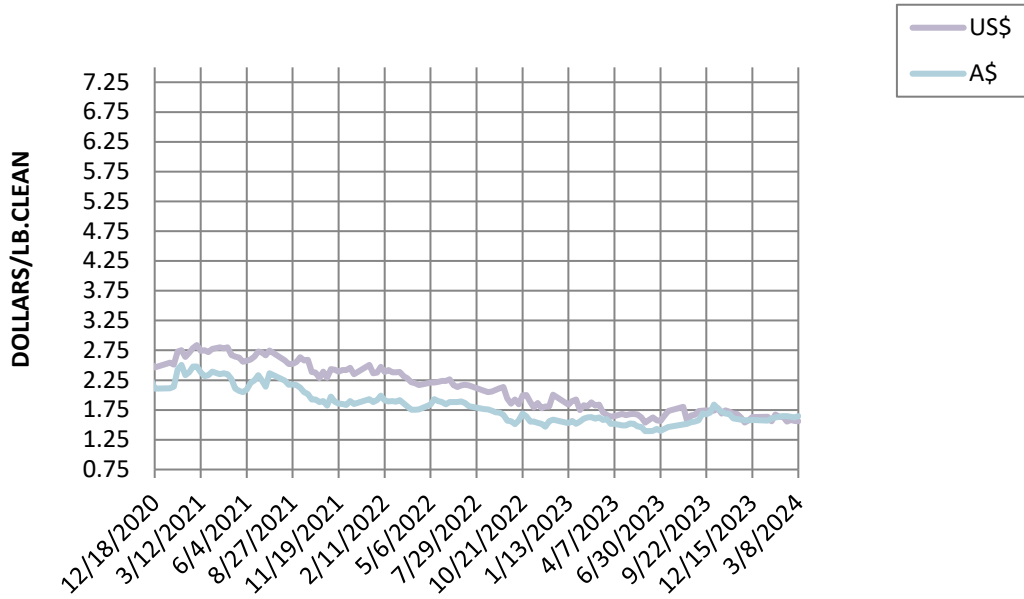
24 MICRON MARKET INDICATOR A\$ vs US\$



25 MICRON MARKET INDICATOR A\$ vs US\$

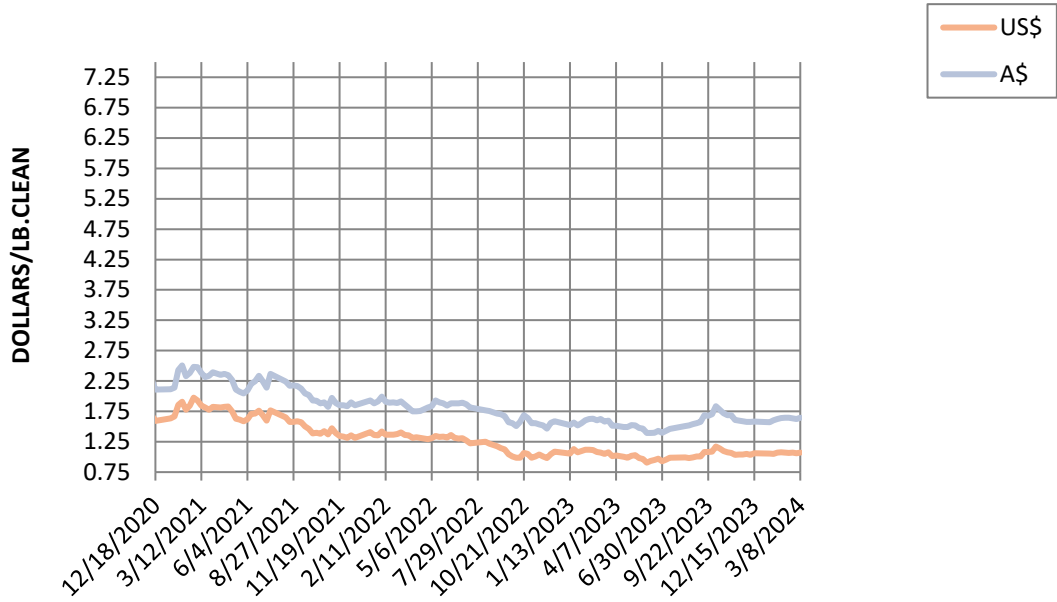


26 MICRON MARKET INDICATOR A\$ vs US\$



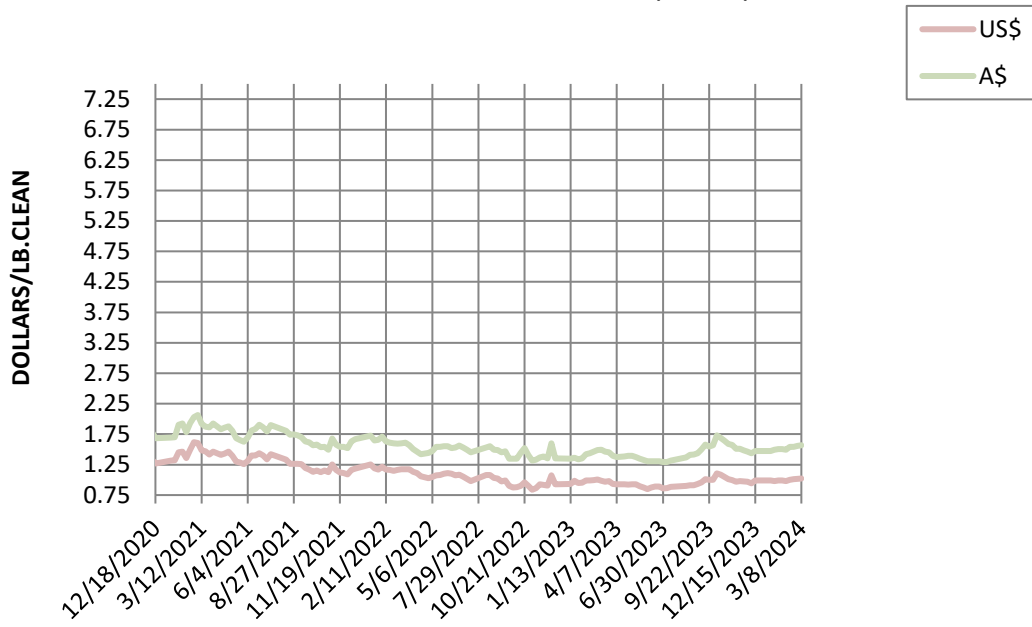
28 MICRON MARKET INDICATOR

A\$ vs US\$



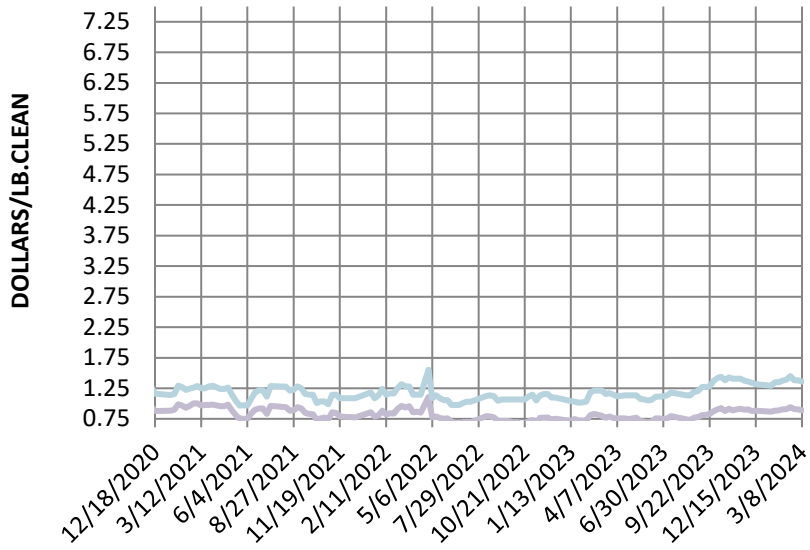
30 MICRON MARKET INDICATOR

A\$ vs US\$



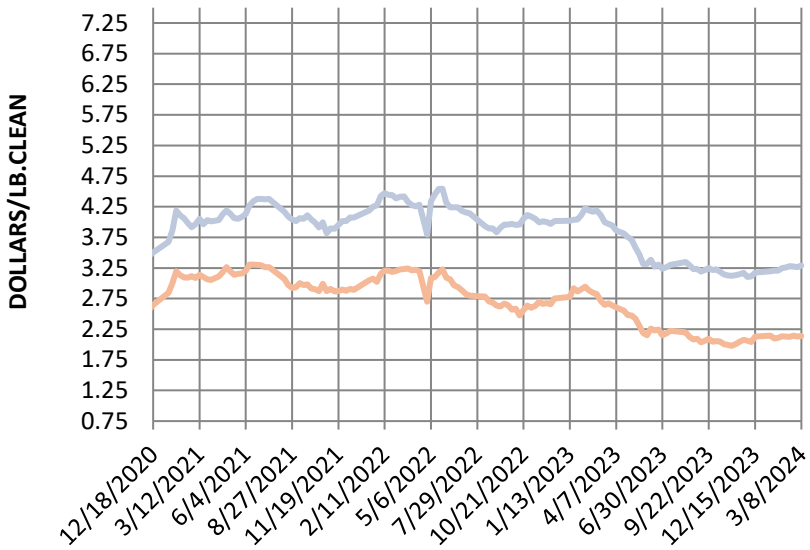
32 MICRON MARKET INDICATOR

A\$ vs US\$

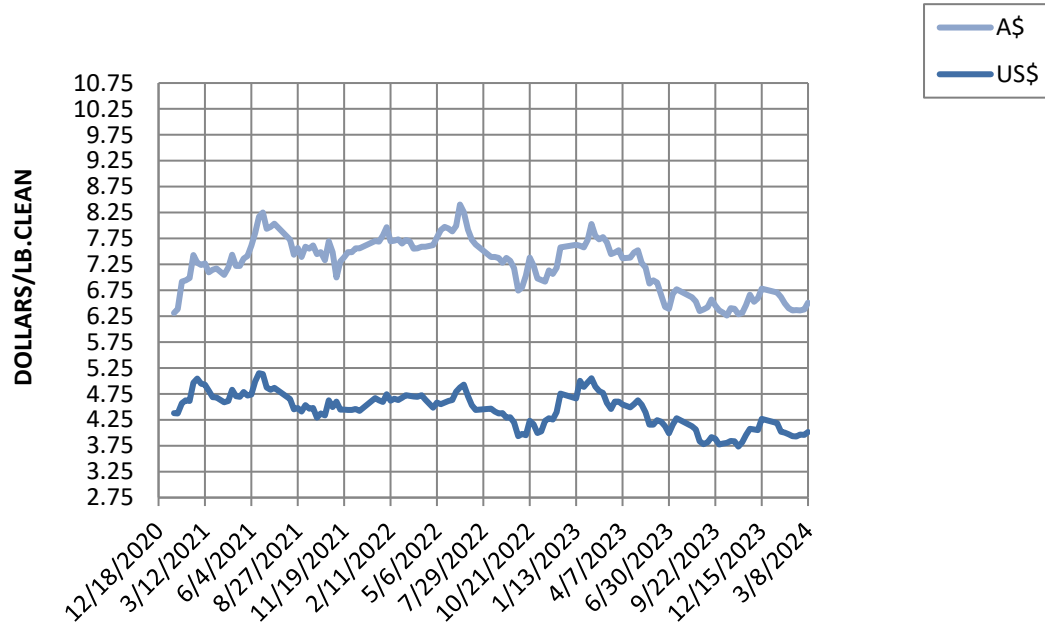


MC MICRON MARKET INDICATOR

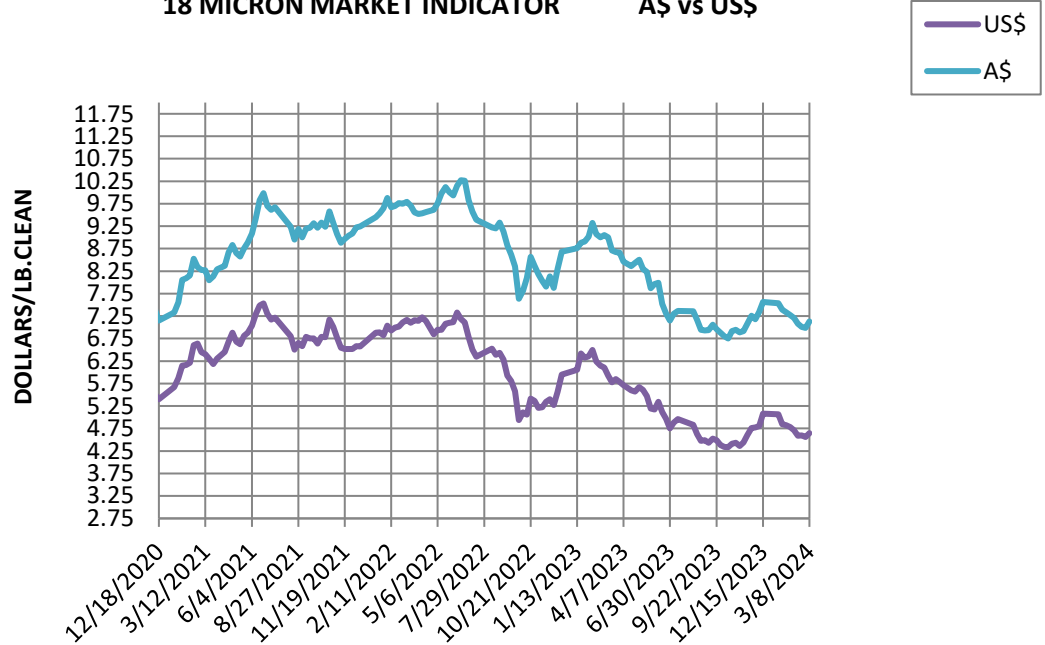
A\$ vs US\$



19 MICRON MARKET INDICATOR A\$ vs US\$



18 MICRON MARKET INDICATOR A\$ vs US\$



17 MICRON MARKET INDICATOR

A\$ vs US\$

DOLLARS/LB.CLEAN

