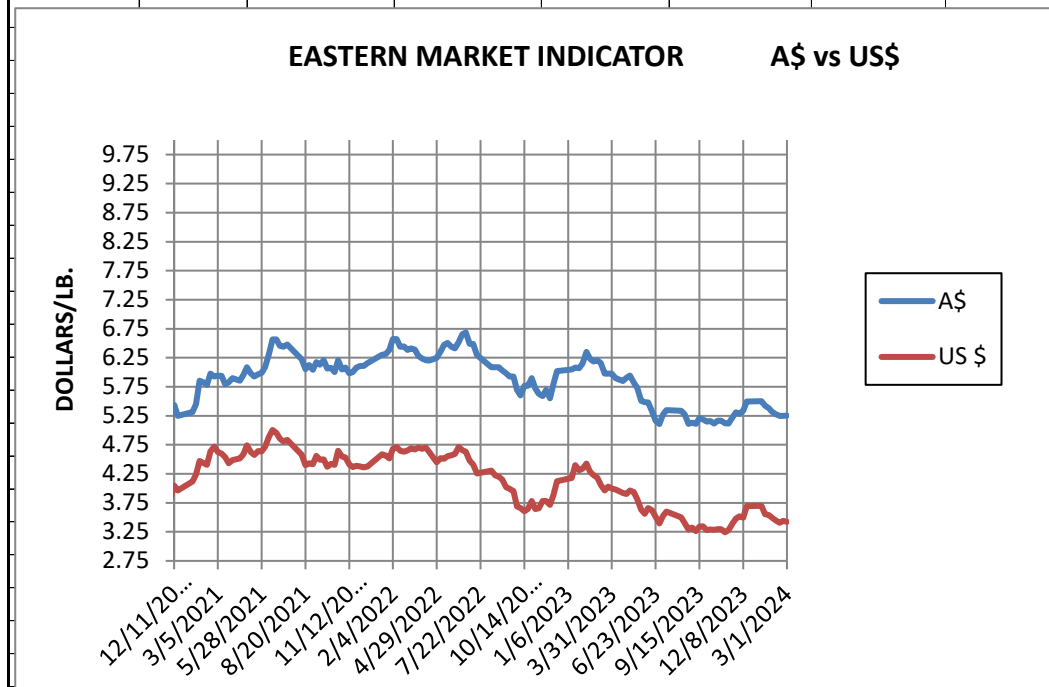


WEEK ENDING
MARCH 1, 2024

MARKET INDICATOR CHANGE		US \$/LB.		Clean on floor			
CATEGORY		3/1/2024		2/23/2024		Change	
		A\$	US\$	A\$	US\$	A\$	US\$
EASTERN	MI	\$ 5.25	\$ 3.43	\$ 5.25	\$ 3.44	0.00	-0.02
	Micron						
	17	\$ 7.96	\$ 5.19	\$ 7.97	\$ 5.22	0.00	-0.03
	18	\$ 6.99	\$ 4.56	\$ 7.01	\$ 4.60	-0.02	-0.04
	19	\$ 6.38	\$ 4.16	\$ 6.36	\$ 4.17	0.02	-0.01
	20	\$ 6.07	\$ 3.96	\$ 6.05	\$ 3.97	0.02	-0.01
	21	\$ 5.99	\$ 3.90	\$ 6.00	\$ 3.93	-0.01	-0.03
	22	\$ 5.82	\$ 3.79	\$ 5.82	\$ 3.81	0.00	-0.02
	23	\$ 5.76	\$ 3.75	\$ 5.55	\$ 3.64	0.20	0.11
	24	\$ 5.51	\$ 3.59	\$ 5.36	\$ 3.52	0.15	0.08
	25	\$ 3.17	\$ 2.07	\$ 3.20	\$ 2.10	-0.03	-0.03
	26	\$ 2.40	\$ 1.56	\$ 2.41	\$ 1.58	-0.01	-0.01
	28	\$ 1.63	\$ 1.06	\$ 1.63	\$ 1.07	-0.01	-0.01
	30	\$ 1.56	\$ 1.02	\$ 1.54	\$ 1.01	0.02	0.00
	32	\$ 1.38	\$ 0.90	\$ 1.38	\$ 0.91	0.00	0.00
	MC	\$ 3.27	\$ 2.13	\$ 3.27	\$ 2.15	-0.01	-0.02
CURRENCY (US \$/A \$)			\$ 0.6521		\$ 0.6557		-0.0036



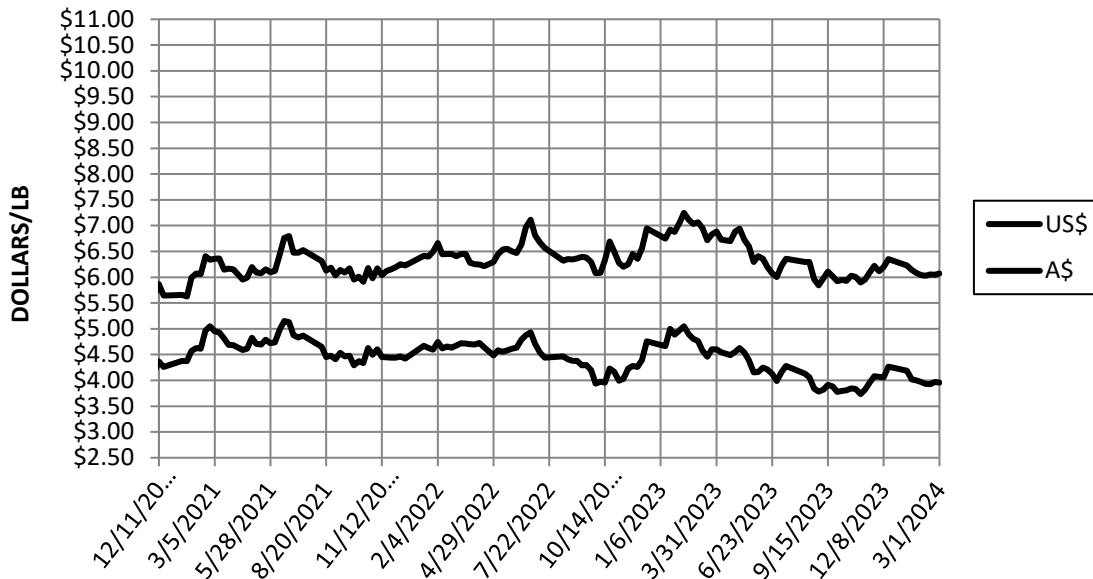
Information source: Wooltrak, Australian Wool Exchange, Weekly Market Review

WEEK ENDING
MARCH 1, 2024

MARKET INDICATOR CHANGES US \$/LB. Clean on floor

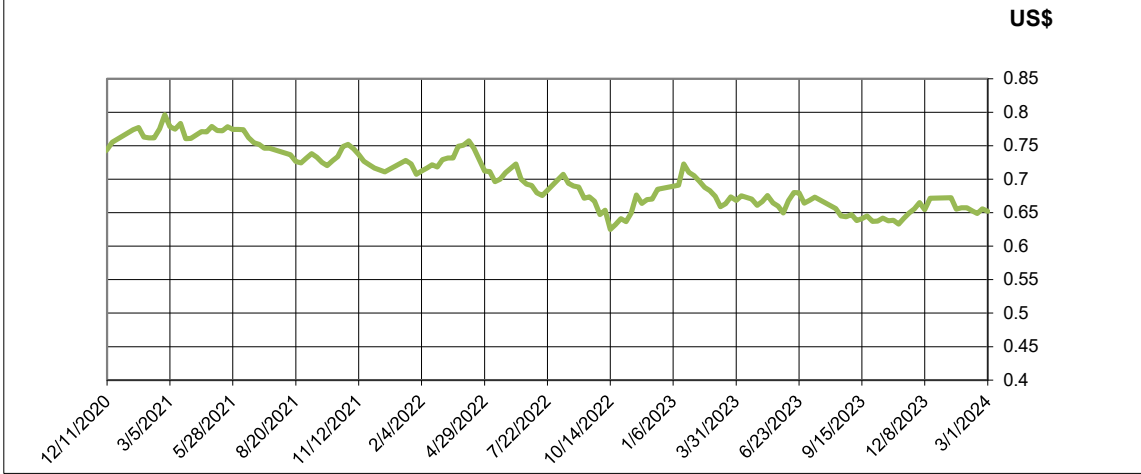
CATEGORY	3/1/2024		2/23/2024		Change	
	A\$	US\$	A\$	US\$	A\$	US\$
EASTERN MI	\$ 5.25	\$ 3.43	\$ 5.25	\$ 3.44	0.00	-0.02
Micron						
17	\$ 7.96	\$ 5.19	\$ 7.97	\$ 5.22	0.00	-0.03
18	\$ 6.99	\$ 4.56	\$ 7.01	\$ 4.60	-0.02	-0.04
19	\$ 6.38	\$ 4.16	\$ 6.36	\$ 4.17	0.02	-0.01
20	\$ 6.07	\$ 3.96	\$ 6.05	\$ 3.97	0.02	-0.01
21	\$ 5.99	\$ 3.90	\$ 6.00	\$ 3.93	-0.01	-0.03
22	\$ 5.82	\$ 3.79	\$ 5.82	\$ 3.81	0.00	-0.02
23	\$ 5.76	\$ 3.75	\$ 5.55	\$ 3.64	0.20	0.11
24	\$ 5.51	\$ 3.59	\$ 5.36	\$ 3.52	0.15	0.08
25	\$ 3.17	\$ 2.07	\$ 3.20	\$ 2.10	-0.03	-0.03
26	\$ 2.40	\$ 1.56	\$ 2.41	\$ 1.58	-0.01	-0.01
28	\$ 1.63	\$ 1.06	\$ 1.63	\$ 1.07	-0.01	-0.01
30	\$ 1.56	\$ 1.02	\$ 1.54	\$ 1.01	0.02	0.00
32	\$ 1.38	\$ 0.90	\$ 1.38	\$ 0.91	0.00	0.00
MC	\$ 3.27	\$ 2.13	\$ 3.27	\$ 2.15	-0.01	-0.02
CURRENCY (US \$/A \$)		\$ 0.6521		\$ 0.6557		-0.0036

20 MICRON MARKET INDICATOR

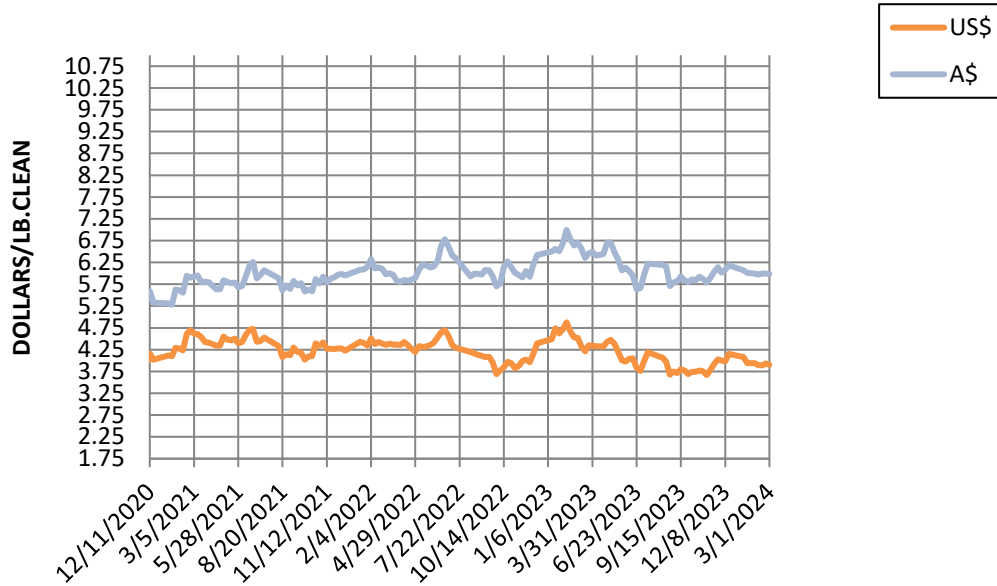


Information source: Wooltrak, Australian Wool Exchange, Weekly Market Review

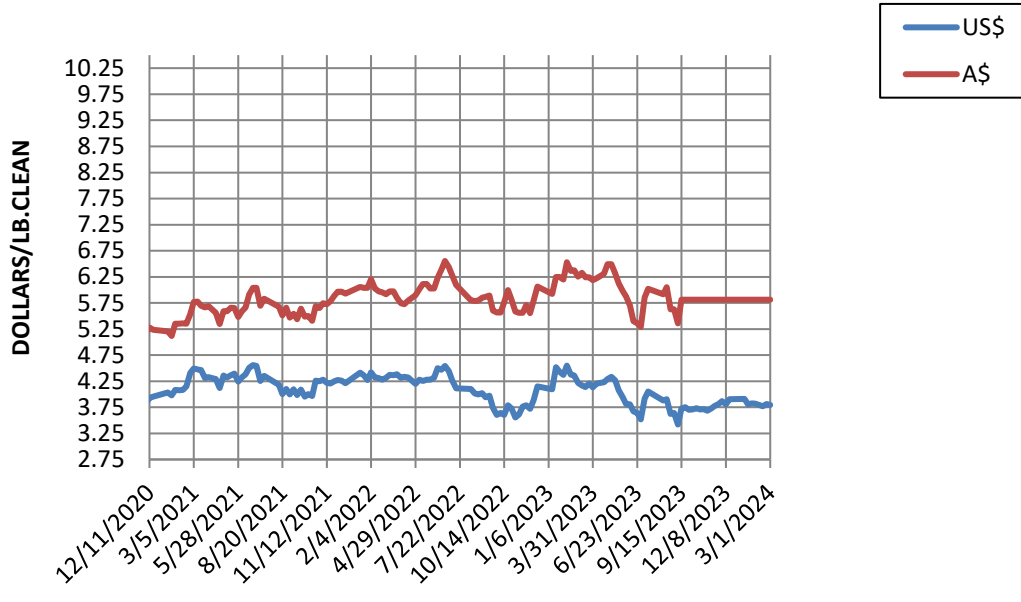
CURRENCY RATE (US\$:A\$)



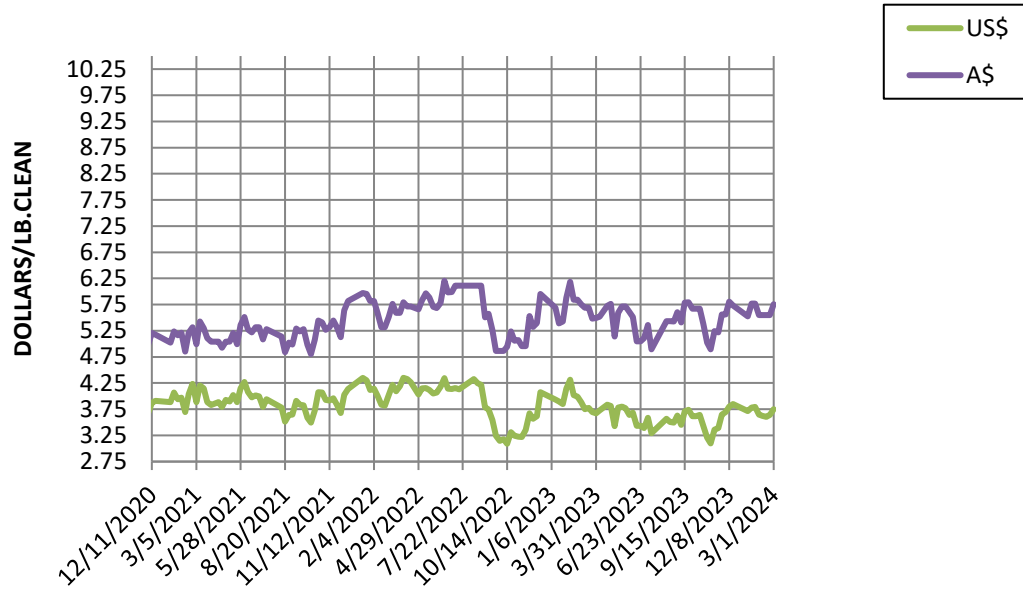
21 MICRON MARKET INDICATOR A\$ vs US\$



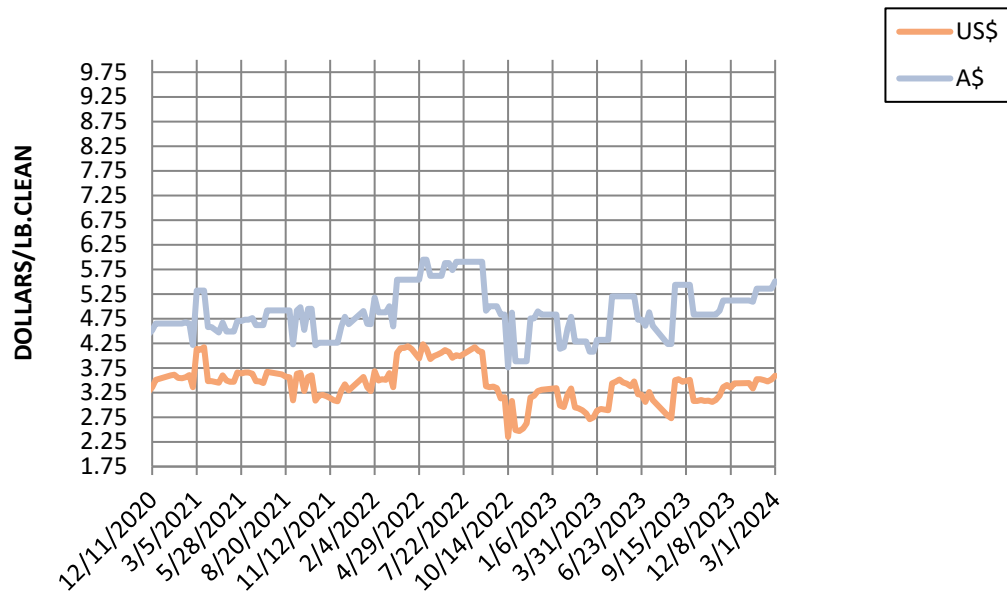
22 MICRON MARKET INDICATOR A\$ vs US\$



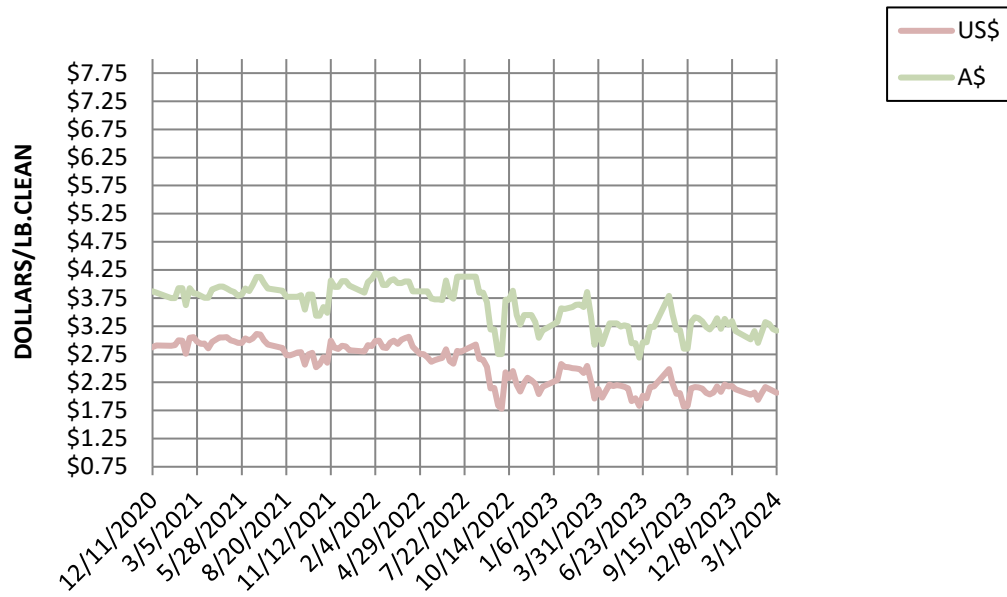
23 MICRON MARKET INDICATOR A\$ vs US\$



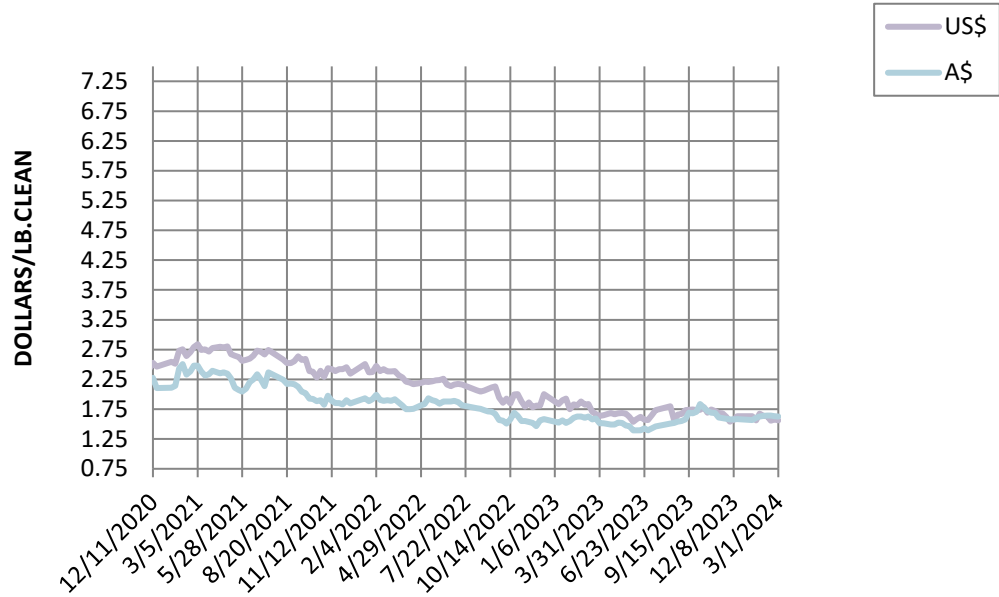
24 MICRON MARKET INDICATOR A\$ vs US\$



25 MICRON MARKET INDICATOR A\$ vs US\$

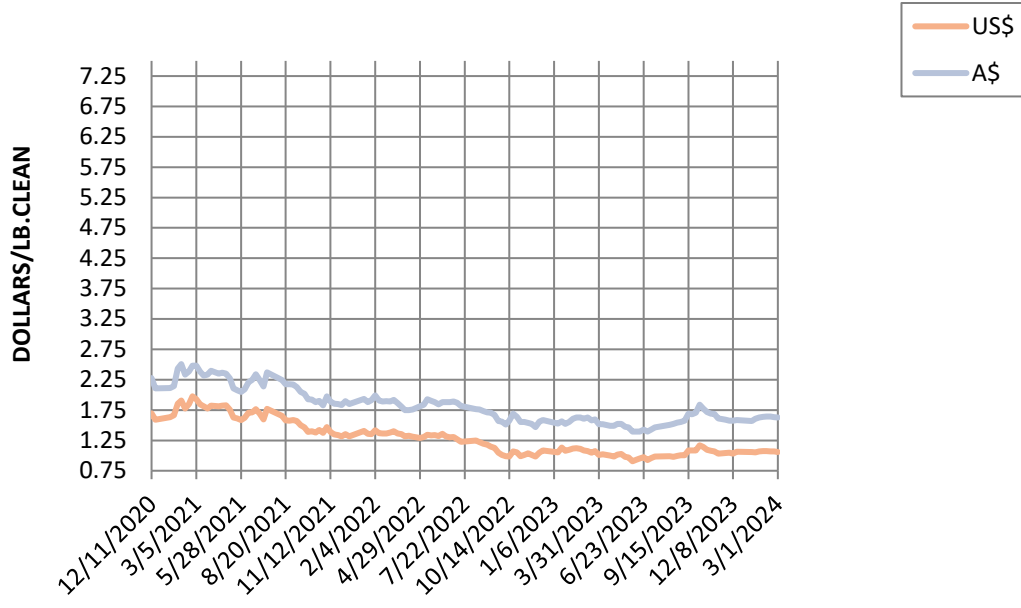


26 MICRON MARKET INDICATOR A\$ vs US\$



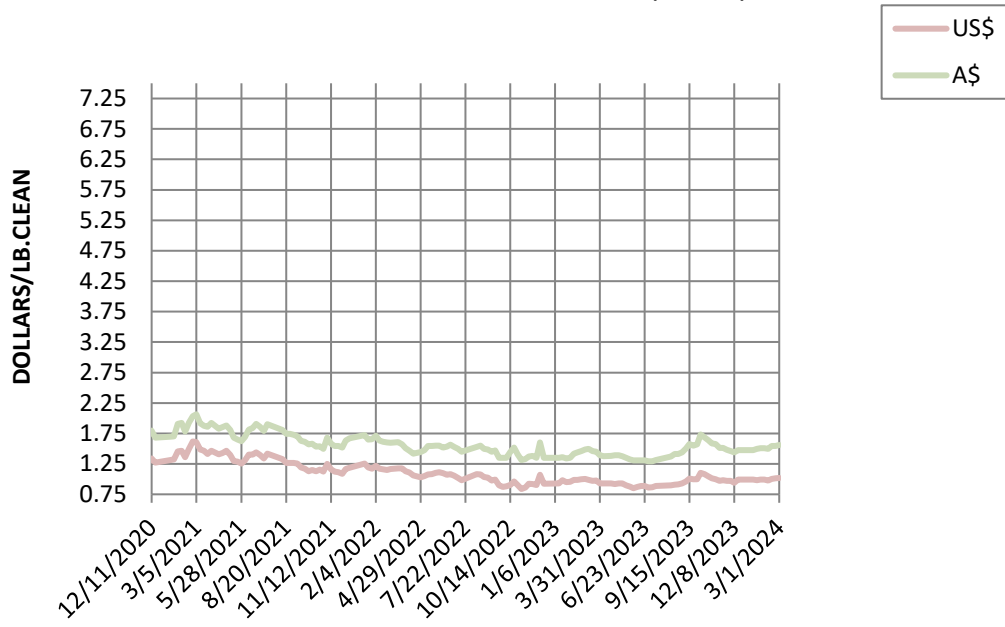
28 MICRON MARKET INDICATOR

A\$ vs US\$



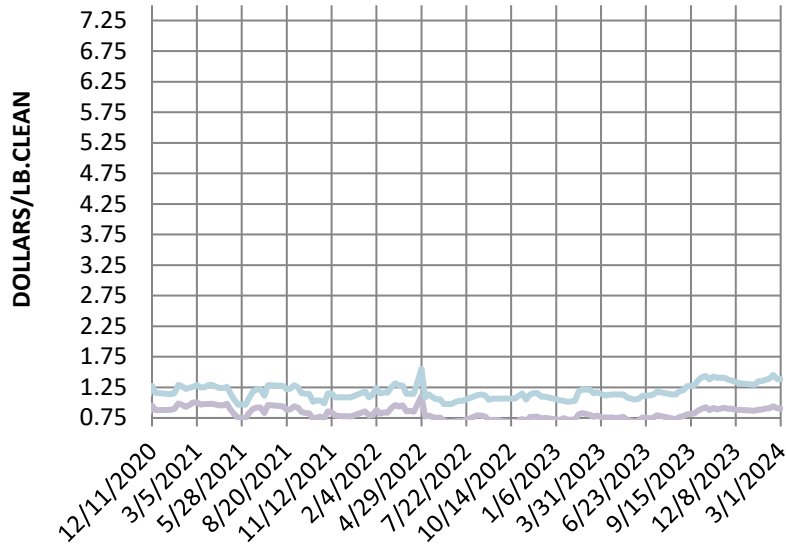
30 MICRON MARKET INDICATOR

A\$ vs US\$



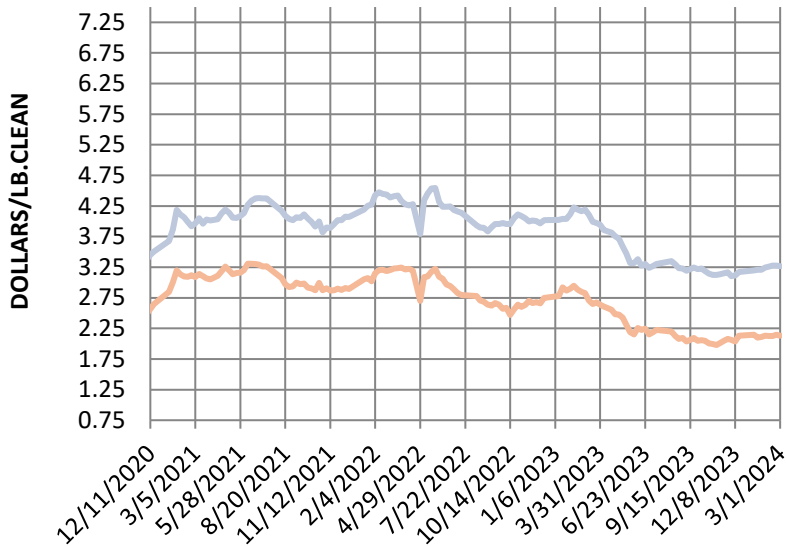
32 MICRON MARKET INDICATOR

A\$ vs US\$

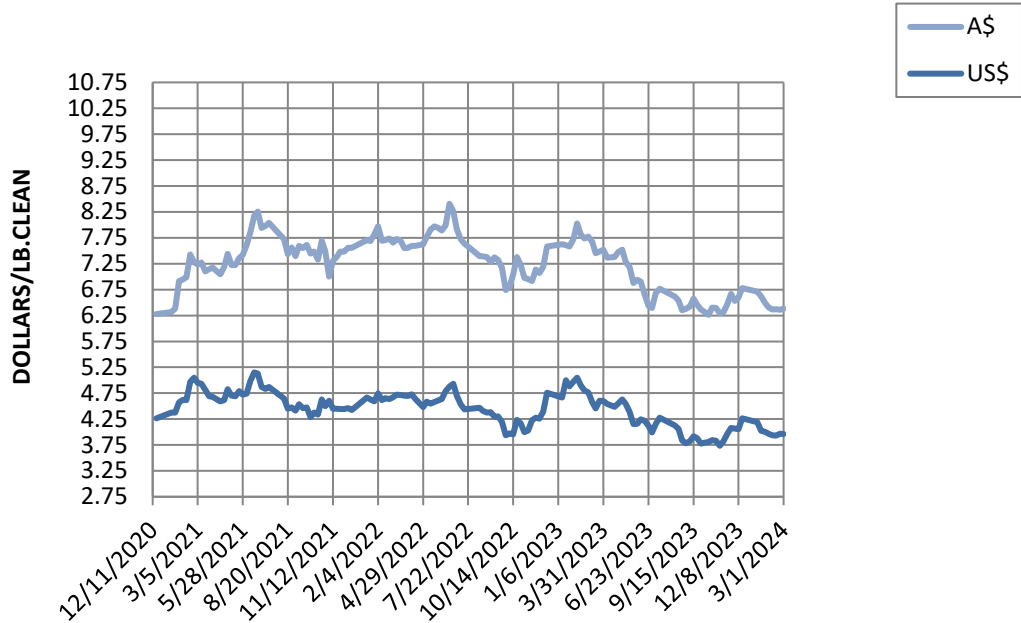


MC MICRON MARKET INDICATOR

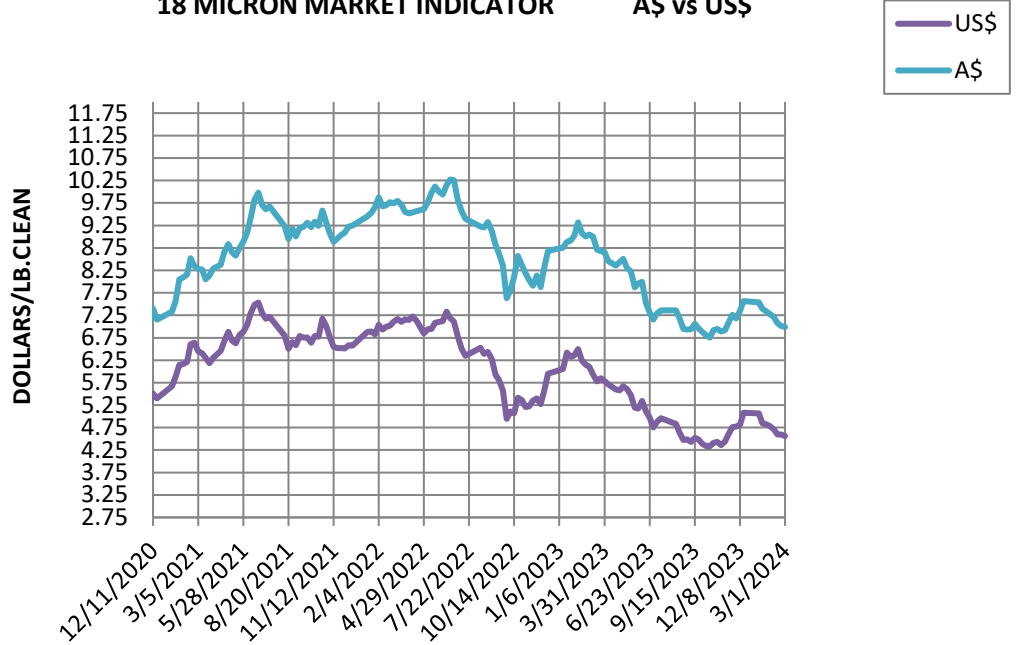
A\$ vs US\$



19 MICRON MARKET INDICATOR A\$ vs US\$



18 MICRON MARKET INDICATOR A\$ vs US\$



17 MICRON MARKET INDICATOR

A\$ vs US\$

