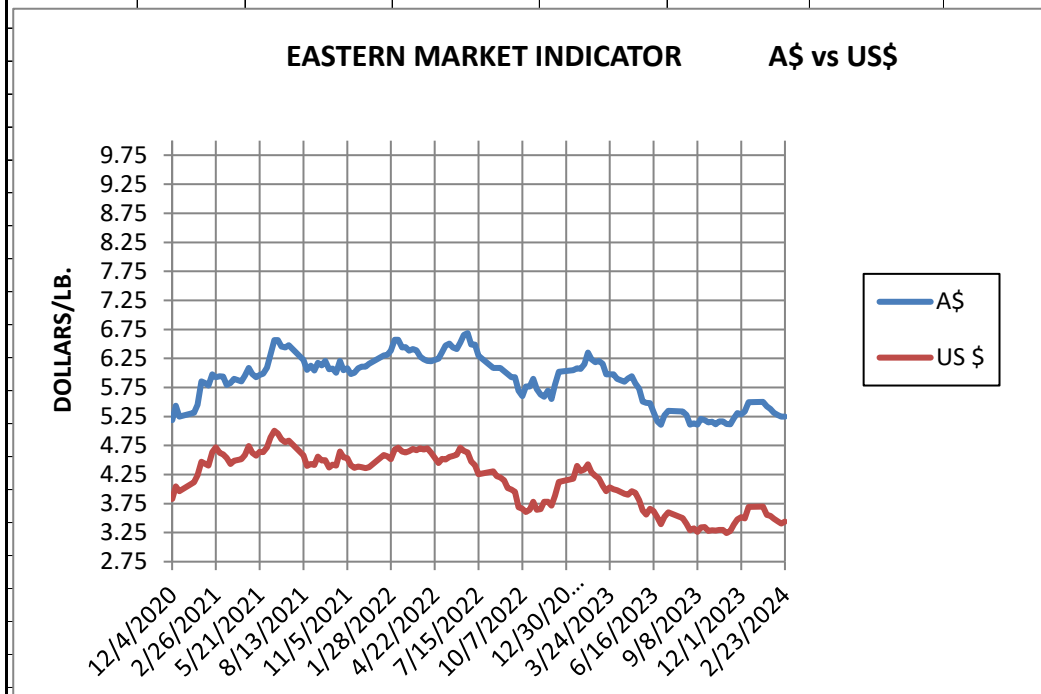


WEEK ENDING
FEBRUARY 23, 2024

| MARKET INDICATOR CHANGE | | US \$/LB. | | Clean on floor | | | |
|-------------------------|--------|-----------|-----------|----------------|-----------|--------|--------|
| CATEGORY | | 2/23/2024 | | 2/16/2024 | | Change | |
| | | A\$ | US\$ | A\$ | US\$ | A\$ | US\$ |
| EASTERN | MI | \$ 5.25 | \$ 3.44 | \$ 5.25 | \$ 3.40 | 0.00 | 0.04 |
| | Micron | | | | | | |
| | 17 | \$ 7.97 | \$ 5.22 | \$ 8.00 | \$ 5.19 | -0.03 | 0.03 |
| | 18 | \$ 7.01 | \$ 4.60 | \$ 7.08 | \$ 4.59 | -0.07 | 0.01 |
| | 19 | \$ 6.36 | \$ 4.17 | \$ 6.37 | \$ 4.13 | -0.01 | 0.04 |
| | 20 | \$ 6.05 | \$ 3.97 | \$ 6.05 | \$ 3.93 | 0.00 | 0.04 |
| | 21 | \$ 6.00 | \$ 3.93 | \$ 5.99 | \$ 3.89 | 0.00 | 0.04 |
| | 22 | \$ 5.82 | \$ 3.81 | \$ 5.82 | \$ 3.77 | 0.00 | 0.04 |
| | 23 | \$ 5.55 | \$ 3.64 | \$ 5.55 | \$ 3.60 | 0.00 | 0.04 |
| | 24 | \$ 5.36 | \$ 3.52 | \$ 5.36 | \$ 3.48 | 0.00 | 0.04 |
| | 25 | \$ 3.20 | \$ 2.10 | \$ 3.29 | \$ 2.13 | -0.09 | -0.04 |
| | 26 | \$ 2.41 | \$ 1.58 | \$ 2.40 | \$ 1.56 | 0.01 | 0.02 |
| | 28 | \$ 1.63 | \$ 1.07 | \$ 1.64 | \$ 1.07 | -0.01 | 0.00 |
| | 30 | \$ 1.54 | \$ 1.01 | \$ 1.54 | \$ 1.00 | 0.00 | 0.01 |
| | 32 | \$ 1.38 | \$ 0.91 | \$ 1.45 | \$ 0.94 | -0.07 | -0.03 |
| | MC | \$ 3.27 | \$ 2.15 | \$ 3.28 | \$ 2.13 | 0.00 | 0.02 |
| CURRENCY (US \$/A \$) | | | \$ 0.6557 | | \$ 0.6488 | | 0.0069 |



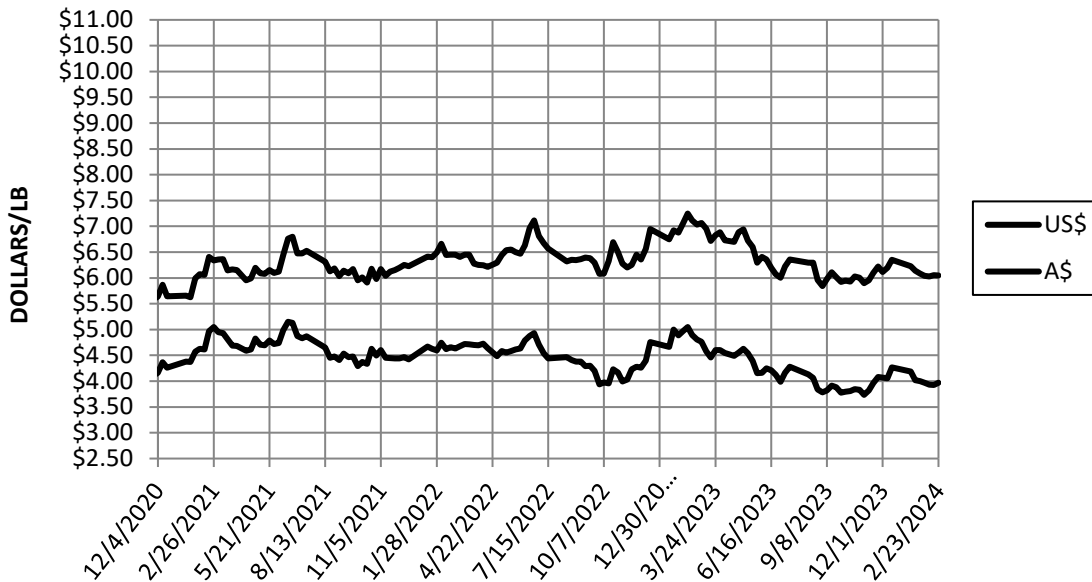
Information source: Wooltrak, Australian Wool Exchange, Weekly Market Review

WEEK ENDING
FEBRUARY 23, 2024

MARKET INDICATOR CHANGES US \$/LB. Clean on floor

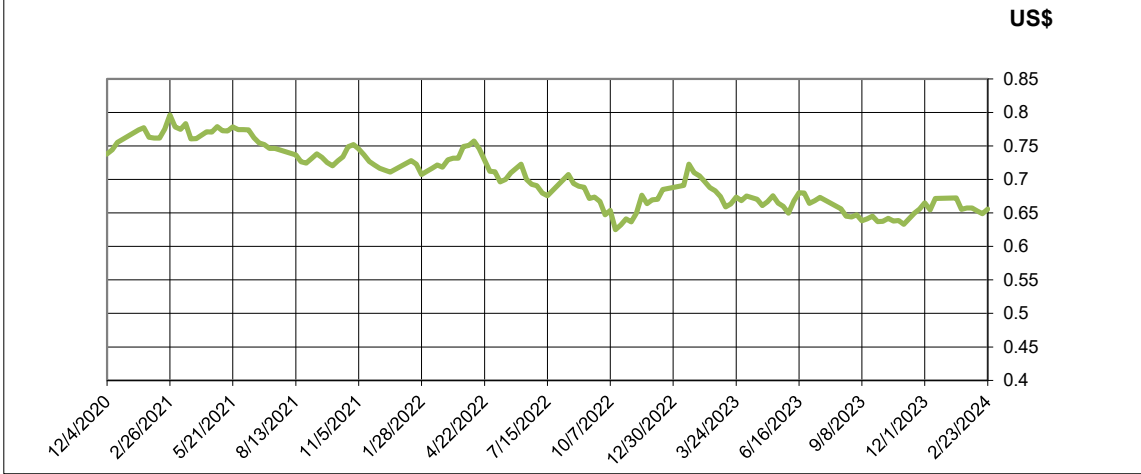
| CATEGORY | 2/23/2024 | | 2/16/2024 | | Change | |
|-----------------------|-----------|-----------|-----------|-----------|--------|--------|
| | A\$ | US\$ | A\$ | US\$ | A\$ | US\$ |
| EASTERN MI | \$ 5.25 | \$ 3.44 | \$ 5.25 | \$ 3.40 | 0.00 | 0.04 |
| Micron | | | | | | |
| 17 | \$ 7.97 | \$ 5.22 | \$ 8.00 | \$ 5.19 | -0.03 | 0.03 |
| 18 | \$ 7.01 | \$ 4.60 | \$ 7.08 | \$ 4.59 | -0.07 | 0.01 |
| 19 | \$ 6.36 | \$ 4.17 | \$ 6.37 | \$ 4.13 | -0.01 | 0.04 |
| 20 | \$ 6.05 | \$ 3.97 | \$ 6.05 | \$ 3.93 | 0.00 | 0.04 |
| 21 | \$ 6.00 | \$ 3.93 | \$ 5.99 | \$ 3.89 | 0.00 | 0.04 |
| 22 | \$ 5.82 | \$ 3.81 | \$ 5.82 | \$ 3.77 | 0.00 | 0.04 |
| 23 | \$ 5.55 | \$ 3.64 | \$ 5.55 | \$ 3.60 | 0.00 | 0.04 |
| 24 | \$ 5.36 | \$ 3.52 | \$ 5.36 | \$ 3.48 | 0.00 | 0.04 |
| 25 | \$ 3.20 | \$ 2.10 | \$ 3.29 | \$ 2.13 | -0.09 | -0.04 |
| 26 | \$ 2.41 | \$ 1.58 | \$ 2.40 | \$ 1.56 | 0.01 | 0.02 |
| 28 | \$ 1.63 | \$ 1.07 | \$ 1.64 | \$ 1.07 | -0.01 | 0.00 |
| 30 | \$ 1.54 | \$ 1.01 | \$ 1.54 | \$ 1.00 | 0.00 | 0.01 |
| 32 | \$ 1.38 | \$ 0.91 | \$ 1.45 | \$ 0.94 | -0.07 | -0.03 |
| MC | \$ 3.27 | \$ 2.15 | \$ 3.28 | \$ 2.13 | 0.00 | 0.02 |
| CURRENCY (US \$/A \$) | | \$ 0.6557 | | \$ 0.6488 | | 0.0069 |

20 MICRON MARKET INDICATOR

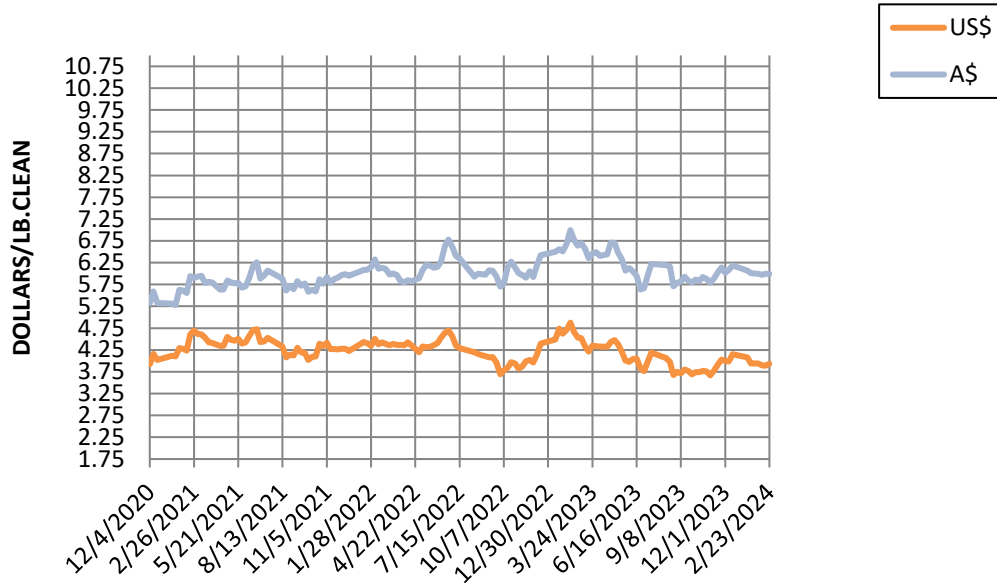


Information source: Wooltrak, Australian Wool Exchange, Weekly Market Review

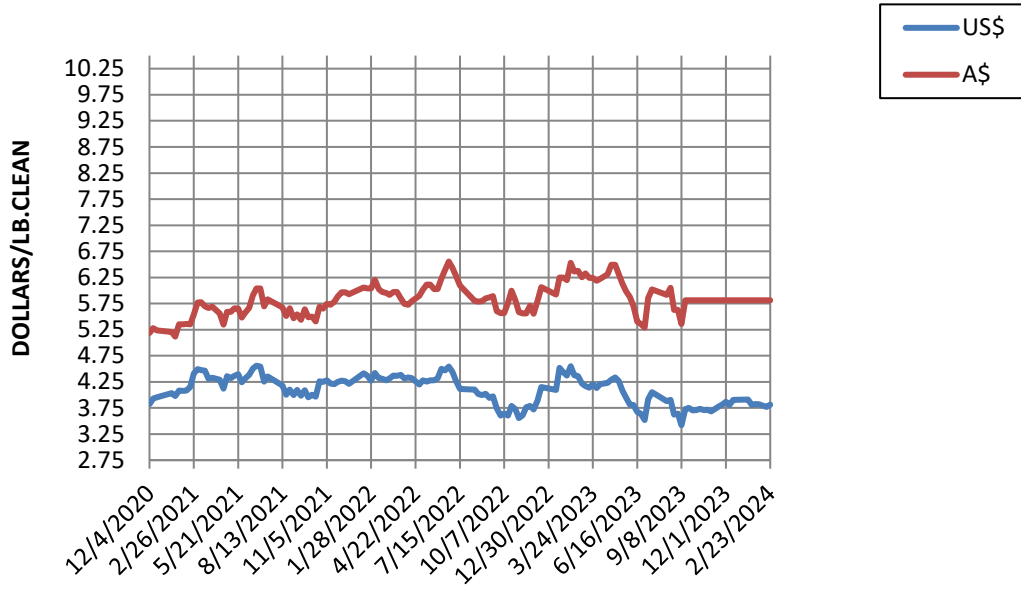
CURRENCY RATE (US\$:A\$)



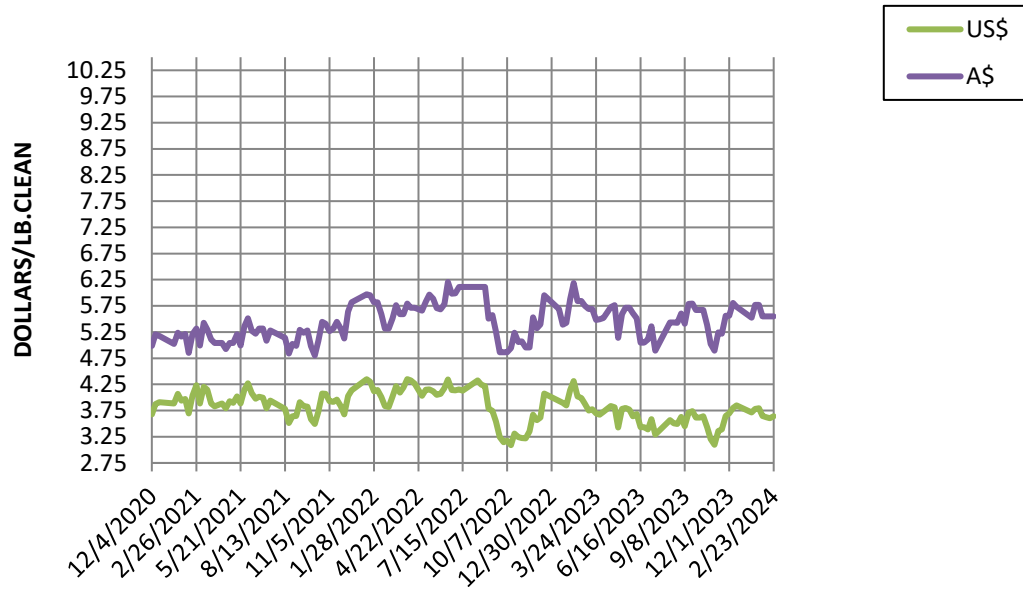
21 MICRON MARKET INDICATOR A\$ vs US\$



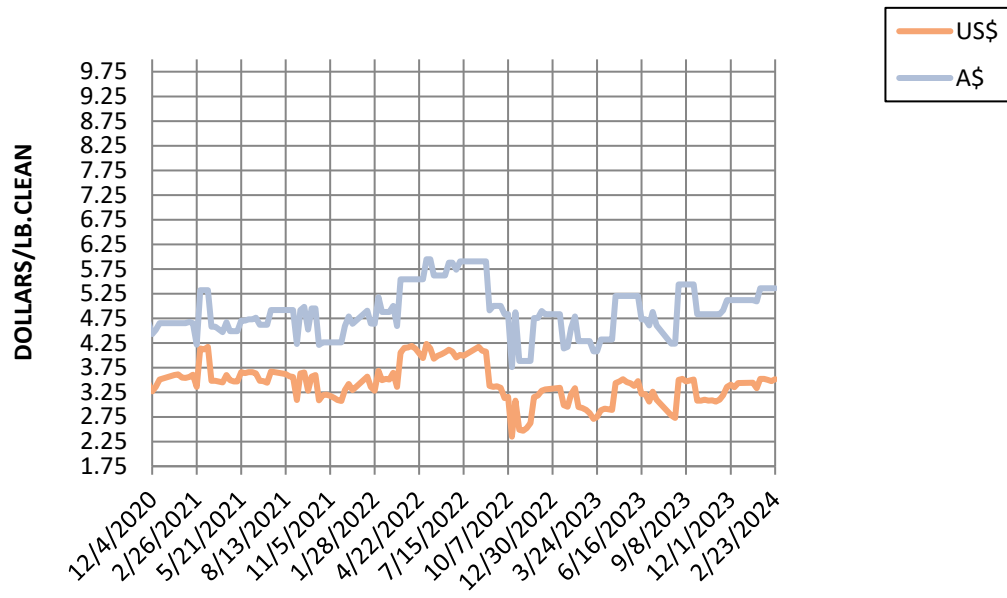
22 MICRON MARKET INDICATOR A\$ vs US\$



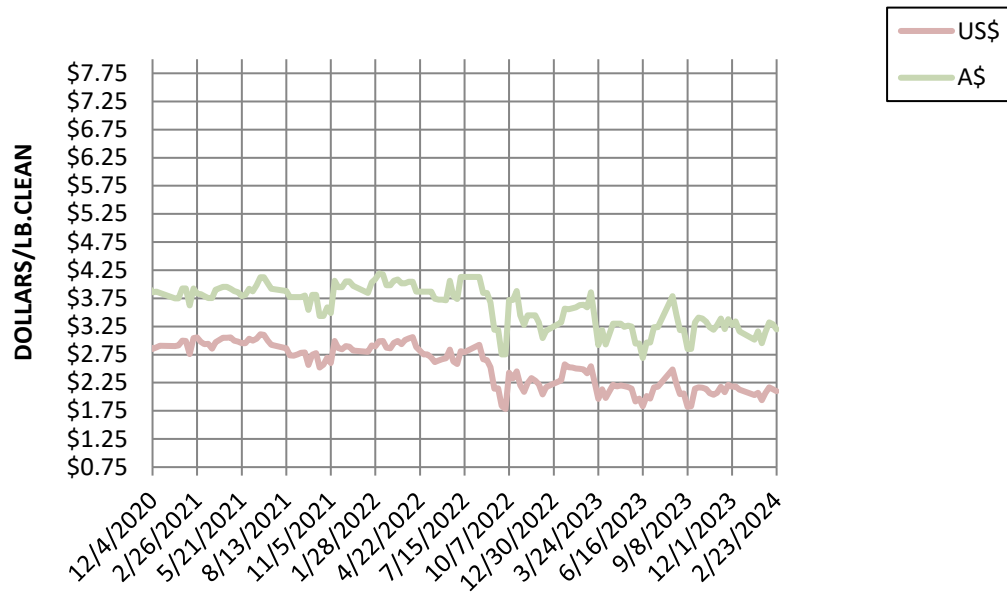
23 MICRON MARKET INDICATOR A\$ vs US\$



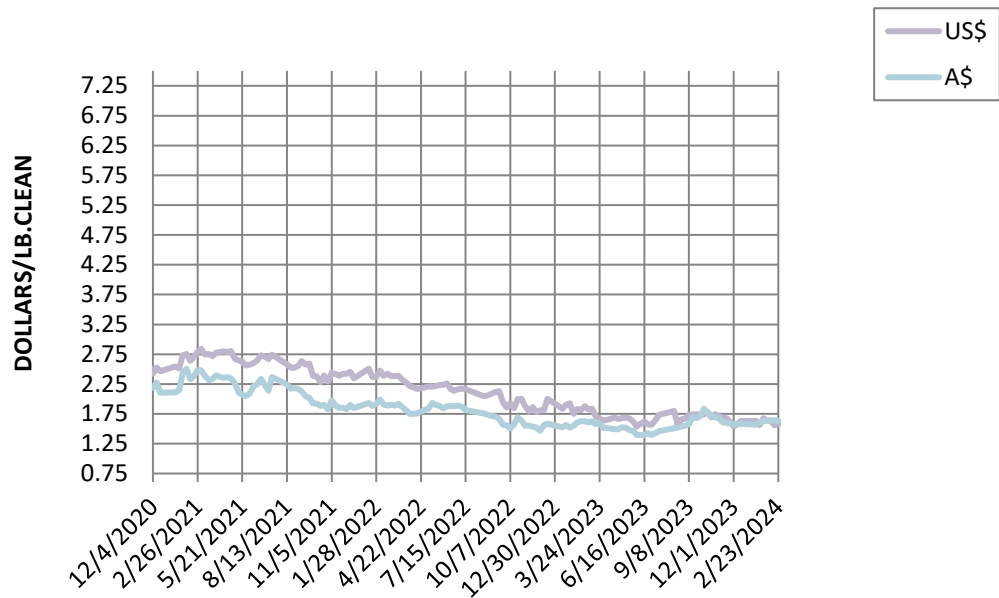
24 MICRON MARKET INDICATOR A\$ vs US\$



25 MICRON MARKET INDICATOR A\$ vs US\$

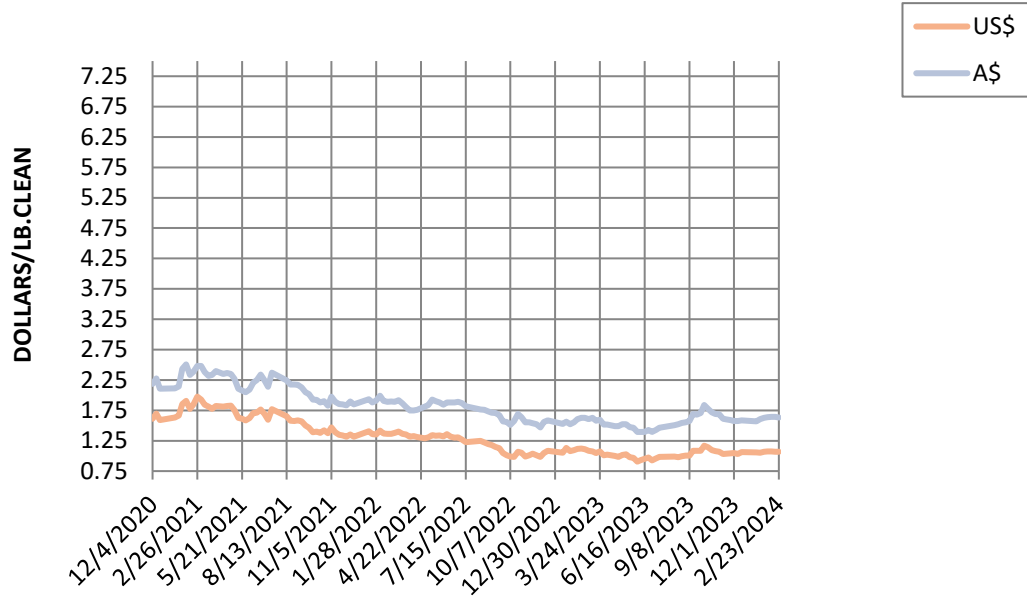


26 MICRON MARKET INDICATOR A\$ vs US\$



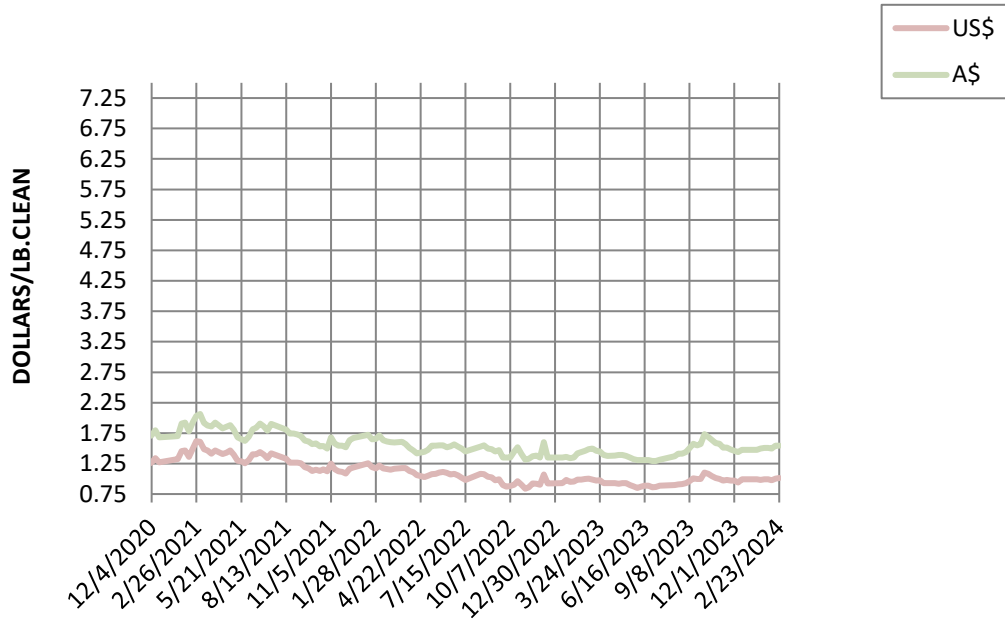
28 MICRON MARKET INDICATOR

A\$ vs US\$



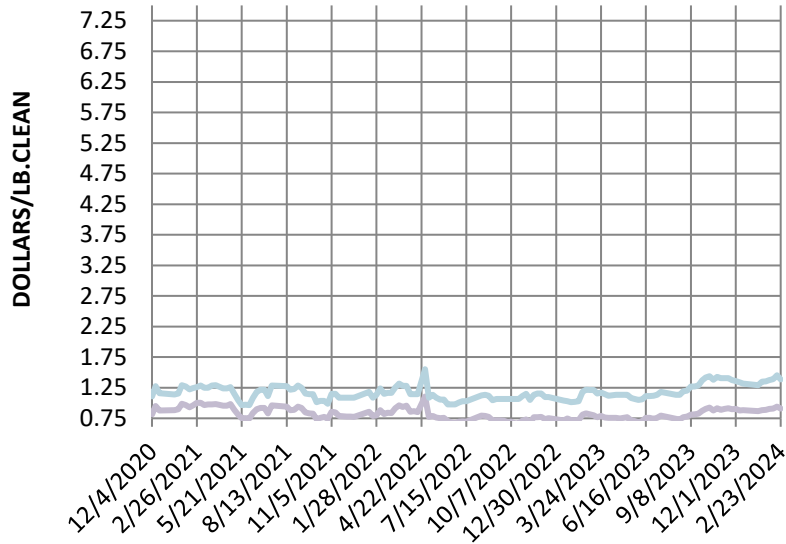
30 MICRON MARKET INDICATOR

A\$ vs US\$



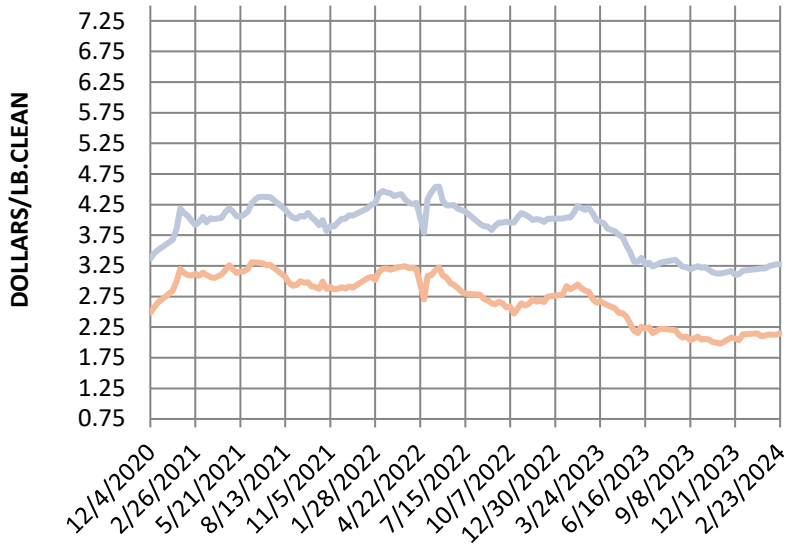
32 MICRON MARKET INDICATOR

A\$ vs US\$

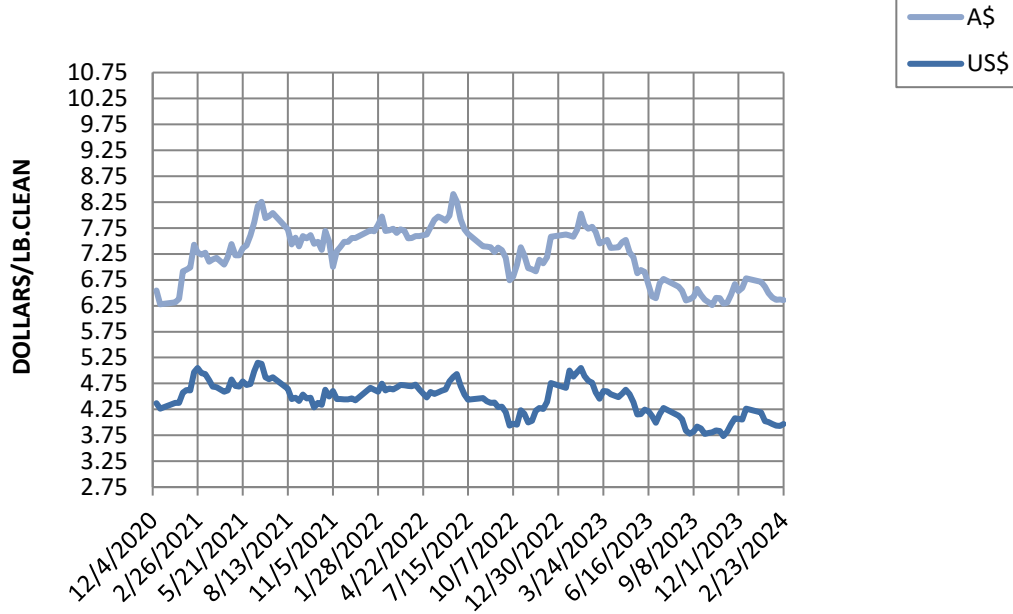


MC MICRON MARKET INDICATOR

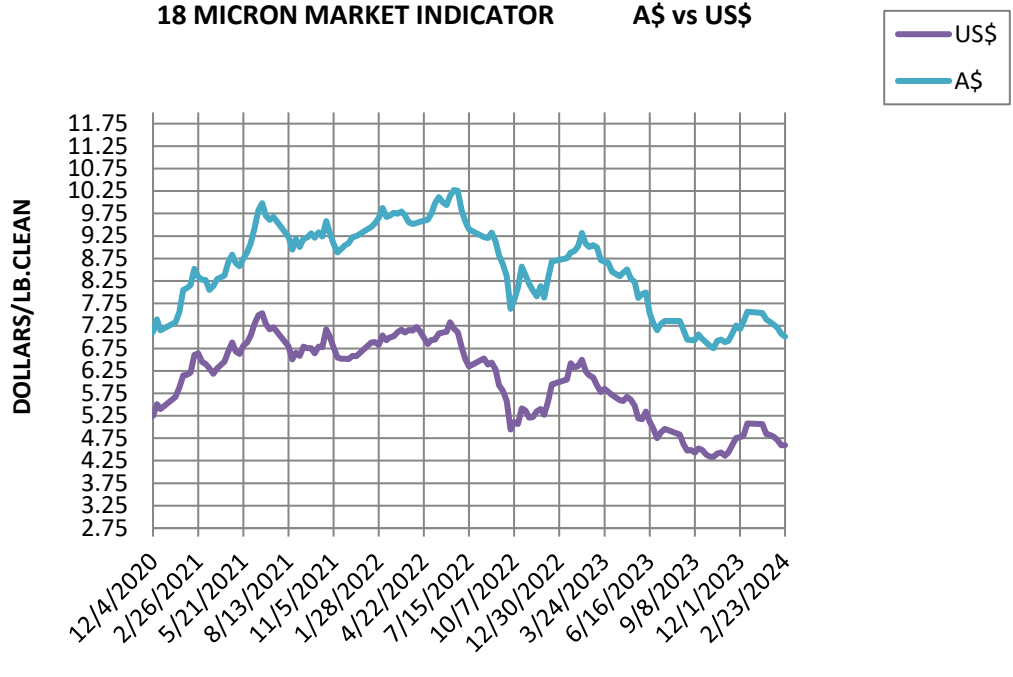
A\$ vs US\$



19 MICRON MARKET INDICATOR A\$ vs US\$



18 MICRON MARKET INDICATOR A\$ vs US\$



17 MICRON MARKET INDICATOR

A\$ vs US\$

