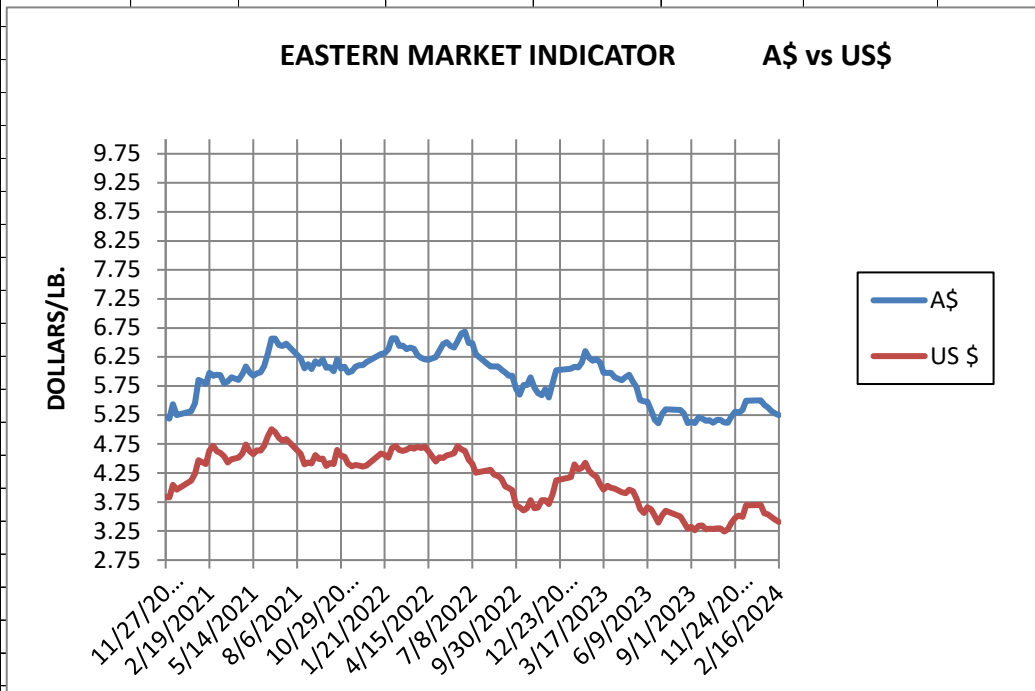


WEEK ENDING
FEBRUARY 16, 2024

MARKET INDICATOR CHANGE		US \$/LB.		Clean on floor			
CATEGORY		2/16/2024		2/9/2024		Change	
		A\$	US\$	A\$	US\$	A\$	US\$
EASTERN MI		\$ 5.25	\$ 3.40	\$ 5.28	\$ 3.44	-0.03	-0.04
Micron							
	17	\$ 8.00	\$ 5.19	\$ 8.14	\$ 5.31	-0.14	-0.13
	18	\$ 7.08	\$ 4.59	\$ 7.21	\$ 4.71	-0.13	-0.12
	19	\$ 6.37	\$ 4.13	\$ 6.36	\$ 4.15	0.01	-0.02
	20	\$ 6.05	\$ 3.93	\$ 6.03	\$ 3.93	0.03	-0.01
	21	\$ 5.99	\$ 3.89	\$ 5.97	\$ 3.90	0.02	-0.01
	22	\$ 5.82	\$ 3.77	\$ 5.82	\$ 3.80	0.00	-0.02
	23	\$ 5.55	\$ 3.60	\$ 5.55	\$ 3.62	0.00	-0.02
	24	\$ 5.36	\$ 3.48	\$ 5.36	\$ 3.50	0.00	-0.02
	25	\$ 3.29	\$ 2.13	\$ 3.32	\$ 2.17	-0.03	-0.03
	26	\$ 2.40	\$ 1.56	\$ 2.50	\$ 1.63	-0.11	-0.08
	28	\$ 1.64	\$ 1.07	\$ 1.64	\$ 1.07	0.00	-0.01
	30	\$ 1.54	\$ 1.00	\$ 1.50	\$ 0.98	0.05	0.02
	32	\$ 1.45	\$ 0.94	\$ 1.39	\$ 0.91	0.06	0.03
	MC	\$ 3.28	\$ 2.13	\$ 3.26	\$ 2.13	0.02	0.00
CURRENCY (US \$/A \$)			\$ 0.6488		\$ 0.6528		-0.0040



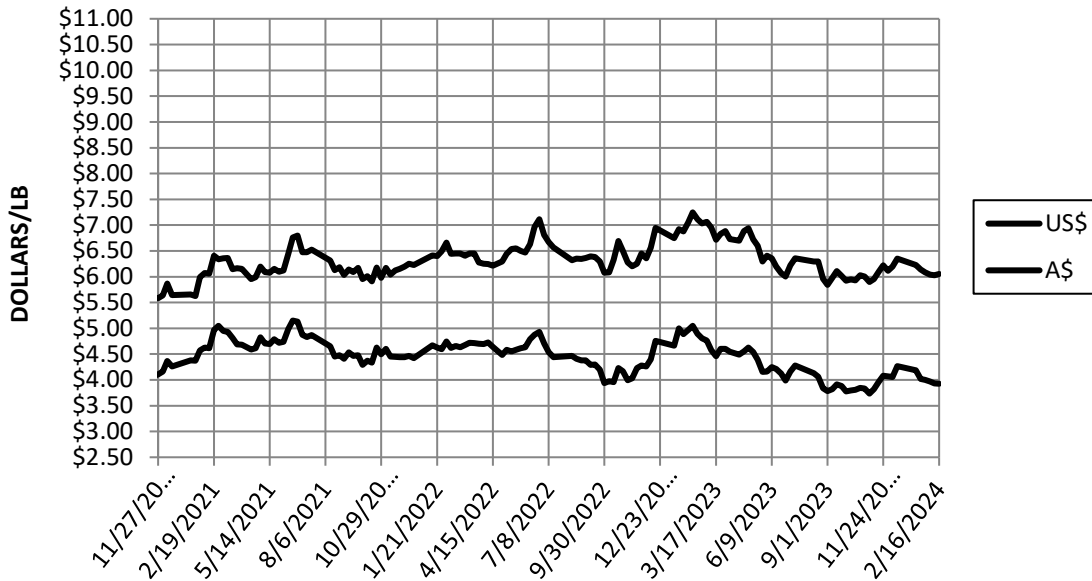
Information source: Wooltrak, Australian Wool Exchange, Weekly Market Review

WEEK ENDING
FEBRUARY 16, 2024

MARKET INDICATOR CHANGES US \$/LB. Clean on floor

CATEGORY	2/16/2024		2/9/2024		Change	
	A\$	US\$	A\$	US\$	A\$	US\$
EASTERN MI	\$ 5.25	\$ 3.40	\$ 5.28	\$ 3.44	-0.03	-0.04
Micron						
17	\$ 8.00	\$ 5.19	\$ 8.14	\$ 5.31	-0.14	-0.13
18	\$ 7.08	\$ 4.59	\$ 7.21	\$ 4.71	-0.13	-0.12
19	\$ 6.37	\$ 4.13	\$ 6.36	\$ 4.15	0.01	-0.02
20	\$ 6.05	\$ 3.93	\$ 6.03	\$ 3.93	0.03	-0.01
21	\$ 5.99	\$ 3.89	\$ 5.97	\$ 3.90	0.02	-0.01
22	\$ 5.82	\$ 3.77	\$ 5.82	\$ 3.80	0.00	-0.02
23	\$ 5.55	\$ 3.60	\$ 5.55	\$ 3.62	0.00	-0.02
24	\$ 5.36	\$ 3.48	\$ 5.36	\$ 3.50	0.00	-0.02
25	\$ 3.29	\$ 2.13	\$ 3.32	\$ 2.17	-0.03	-0.03
26	\$ 2.40	\$ 1.56	\$ 2.50	\$ 1.63	-0.11	-0.08
28	\$ 1.64	\$ 1.07	\$ 1.64	\$ 1.07	0.00	-0.01
30	\$ 1.54	\$ 1.00	\$ 1.50	\$ 0.98	0.05	0.02
32	\$ 1.45	\$ 0.94	\$ 1.39	\$ 0.91	0.06	0.03
MC	\$ 3.28	\$ 2.13	\$ 3.26	\$ 2.13	0.02	0.00
CURRENCY (US \$/A \$)		\$ 0.6488		\$ 0.6528		-0.0040

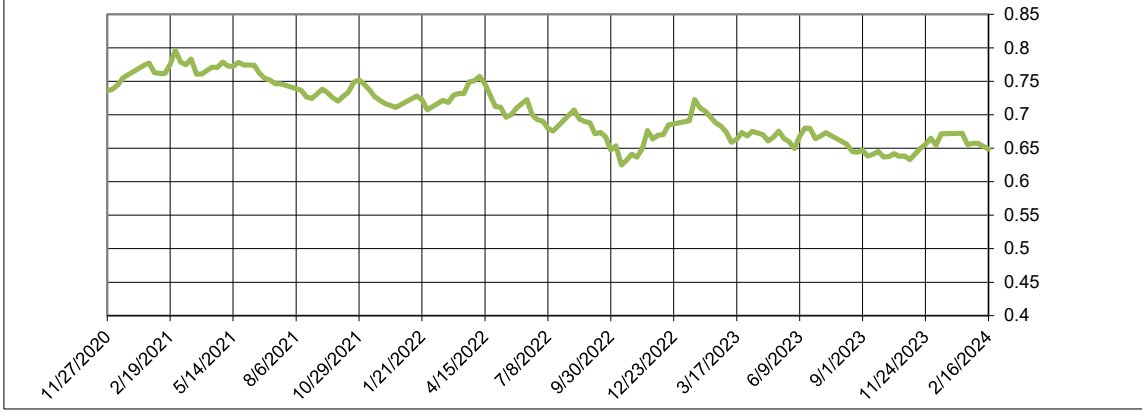
20 MICRON MARKET INDICATOR



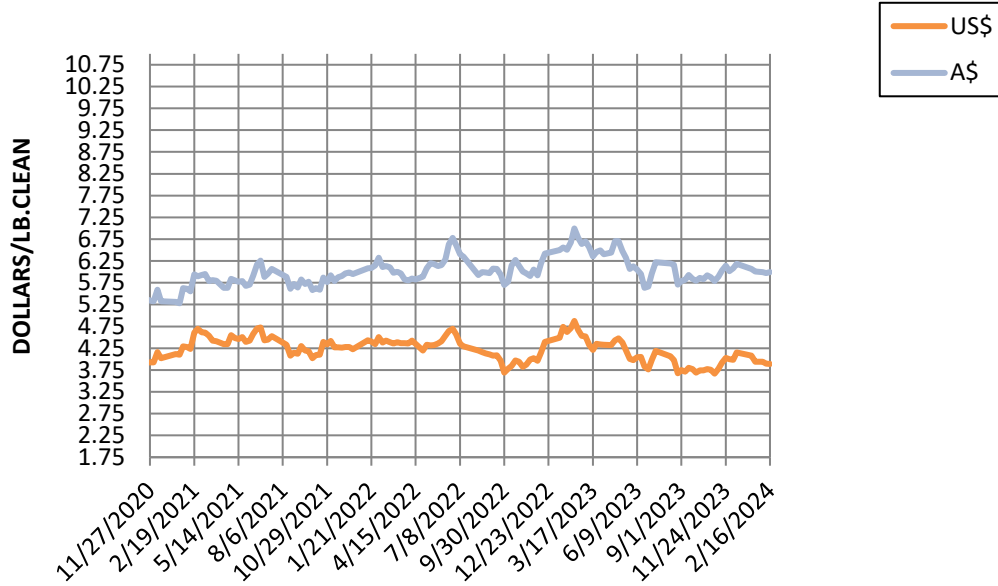
Information source: Wooltrak, Australian Wool Exchange, Weekly Market Review

CURRENCY RATE (US\$:A\$)

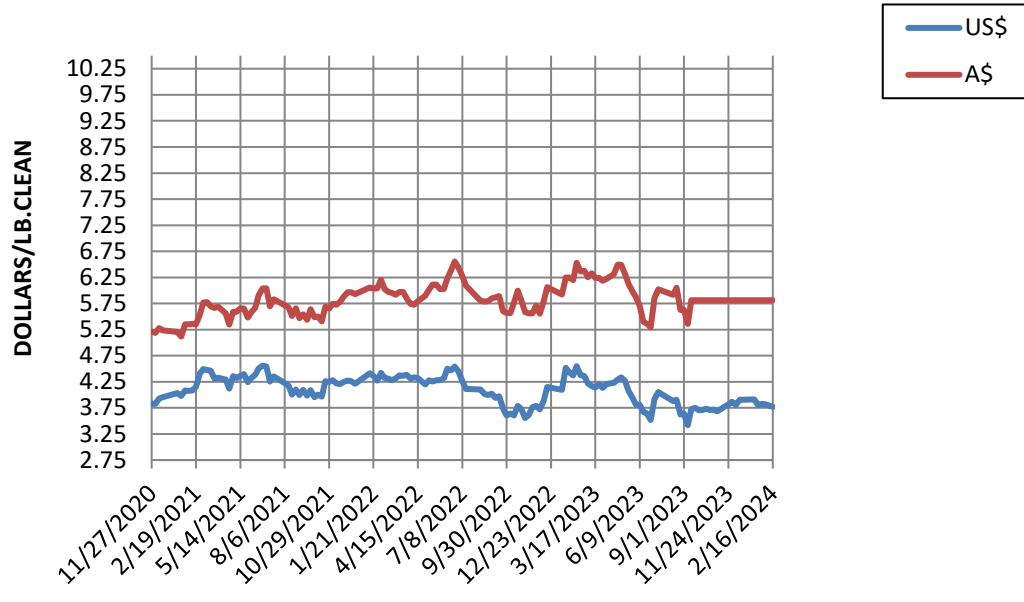
US\$



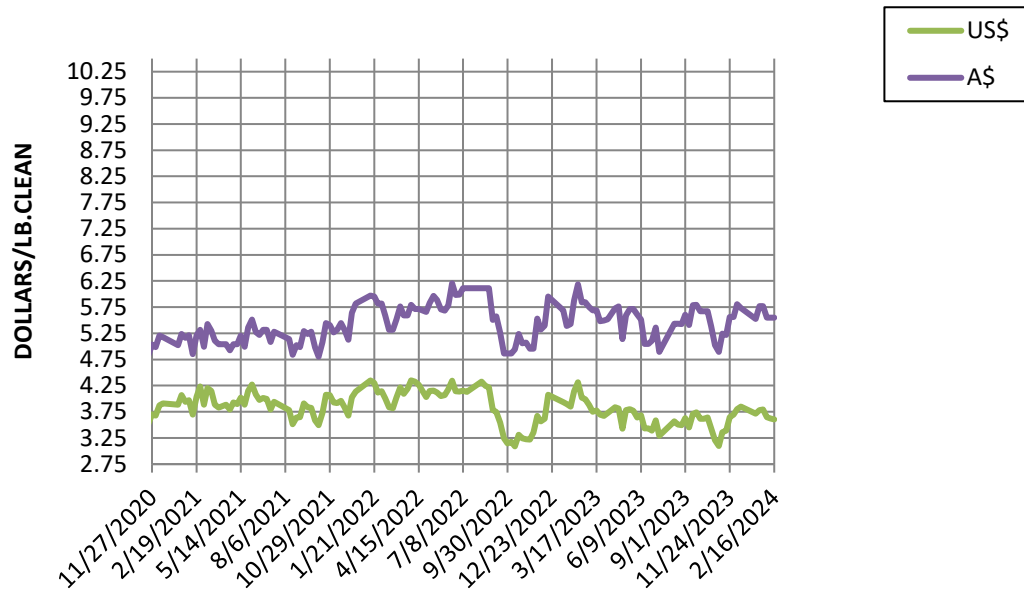
21 MICRON MARKET INDICATOR A\$ vs US\$



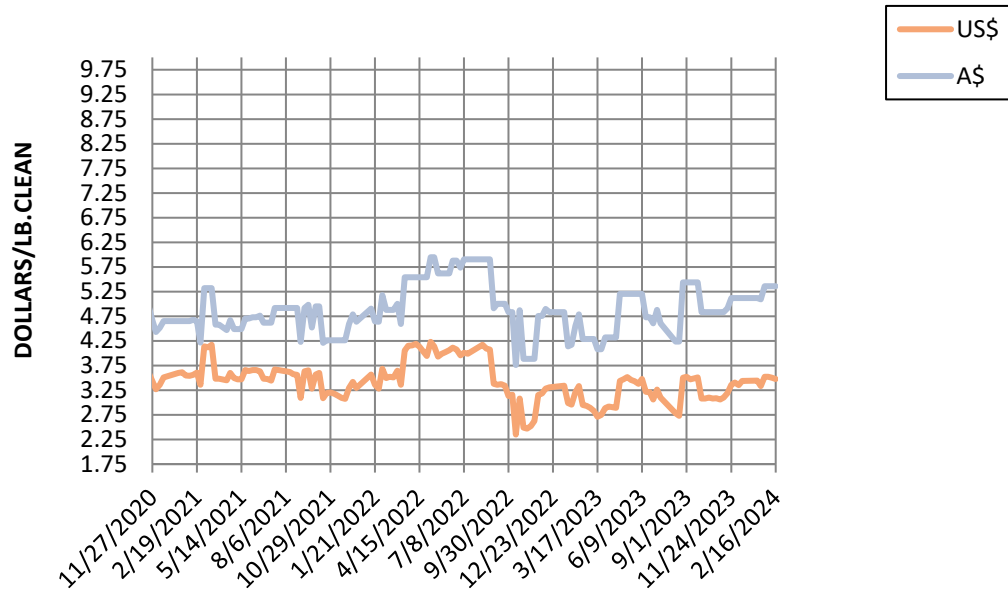
22 MICRON MARKET INDICATOR A\$ vs US\$



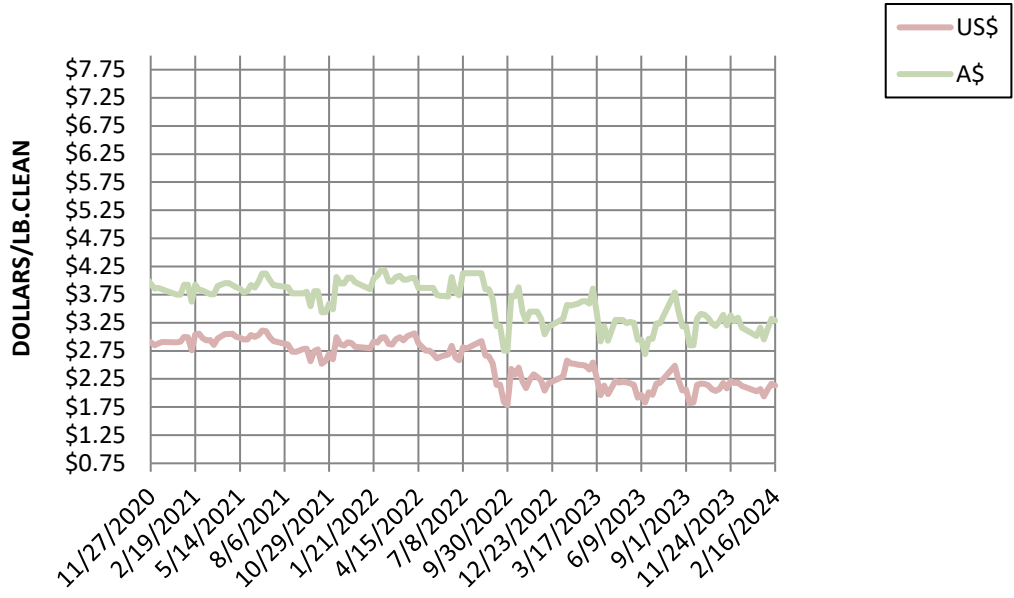
23 MICRON MARKET INDICATOR A\$ vs US\$



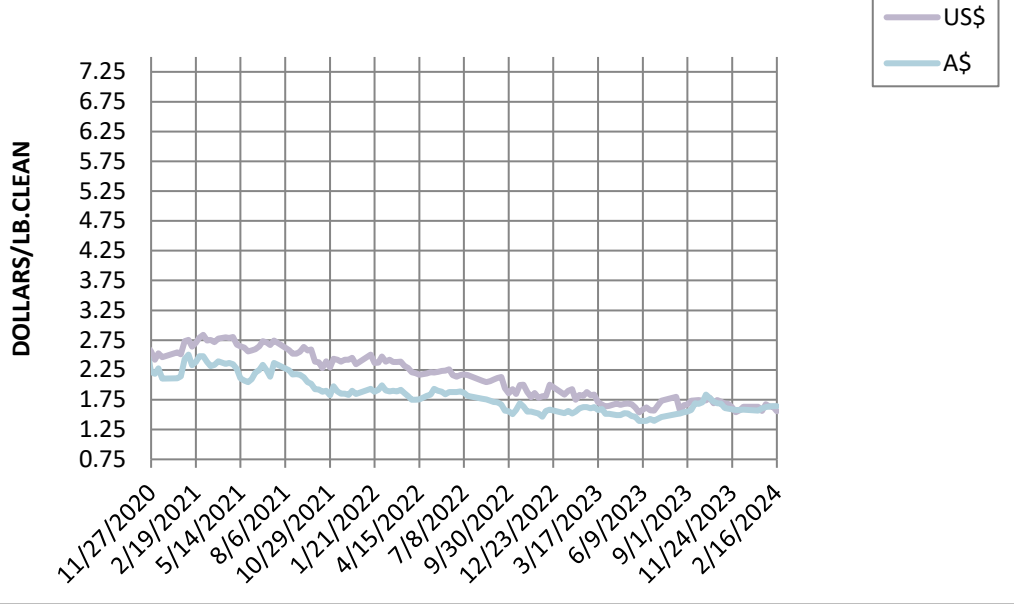
24 MICRON MARKET INDICATOR A\$ vs US\$



25 MICRON MARKET INDICATOR A\$ vs US\$

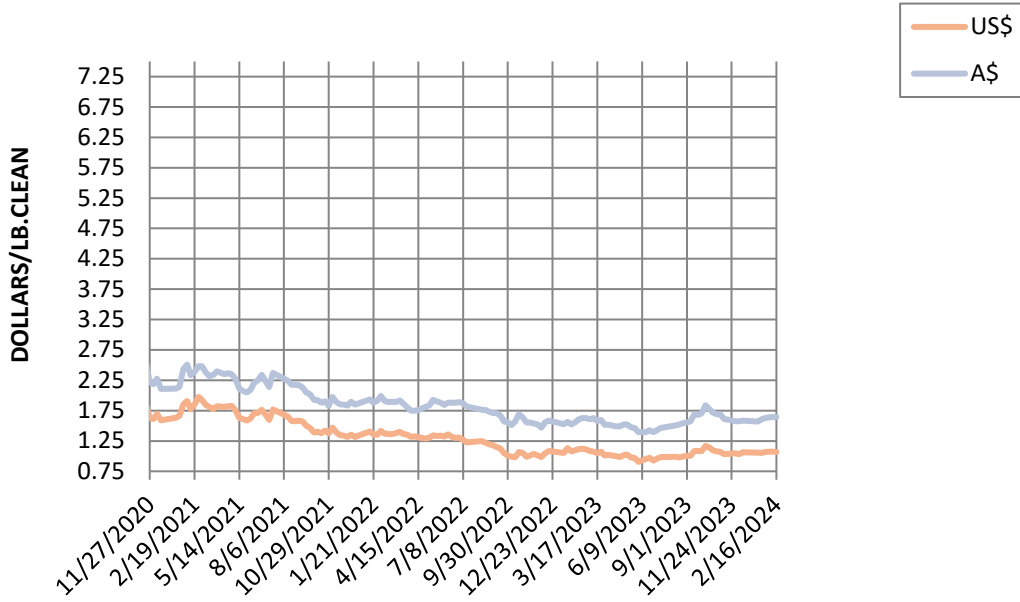


26 MICRON MARKET INDICATOR A\$ vs US\$



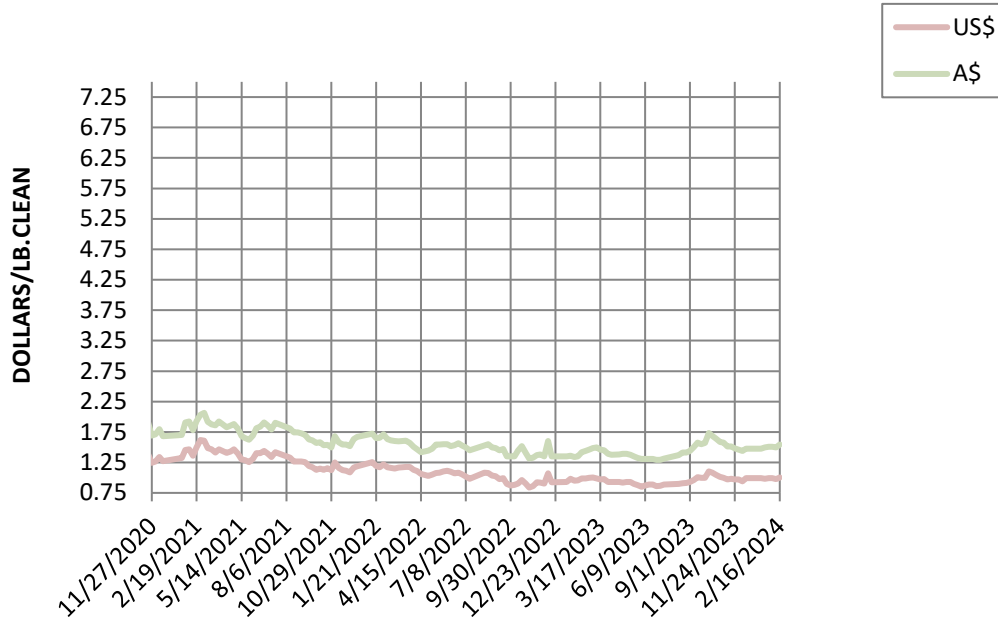
28 MICRON MARKET INDICATOR

A\$ vs US\$



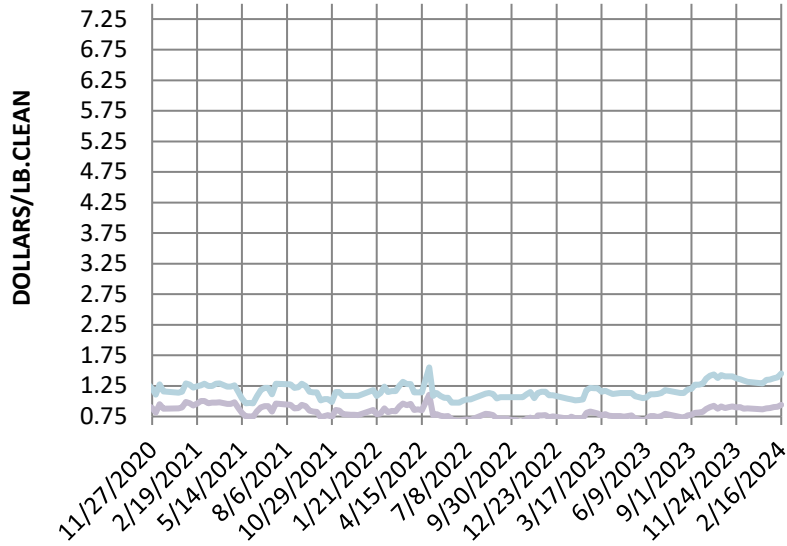
30 MICRON MARKET INDICATOR

A\$ vs US\$



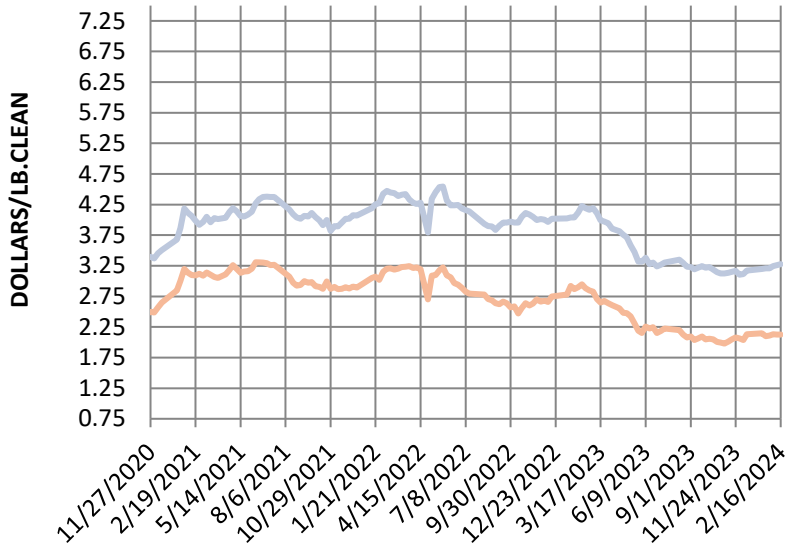
32 MICRON MARKET INDICATOR

A\$ vs US\$

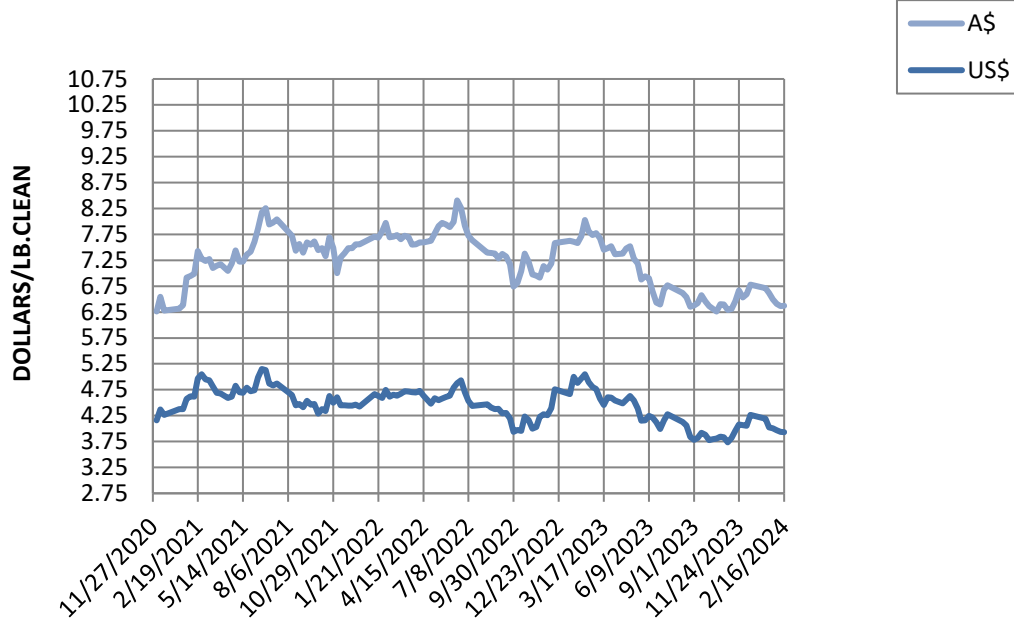


MC MICRON MARKET INDICATOR

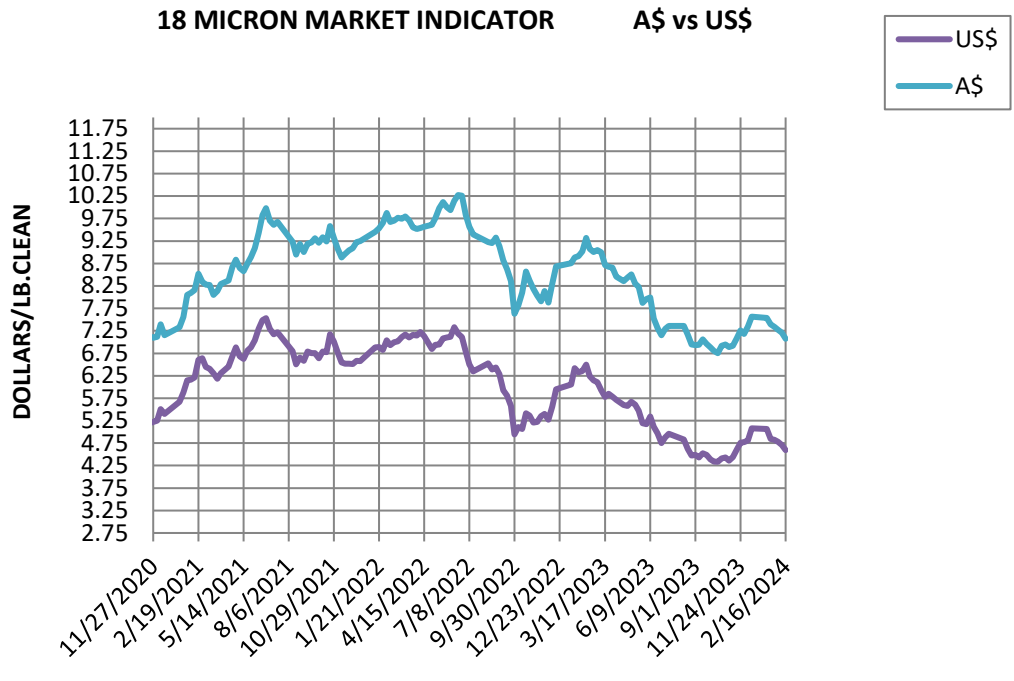
A\$ vs US\$



19 MICRON MARKET INDICATOR A\$ vs US\$



18 MICRON MARKET INDICATOR A\$ vs US\$



17 MICRON MARKET INDICATOR

A\$ vs US\$

