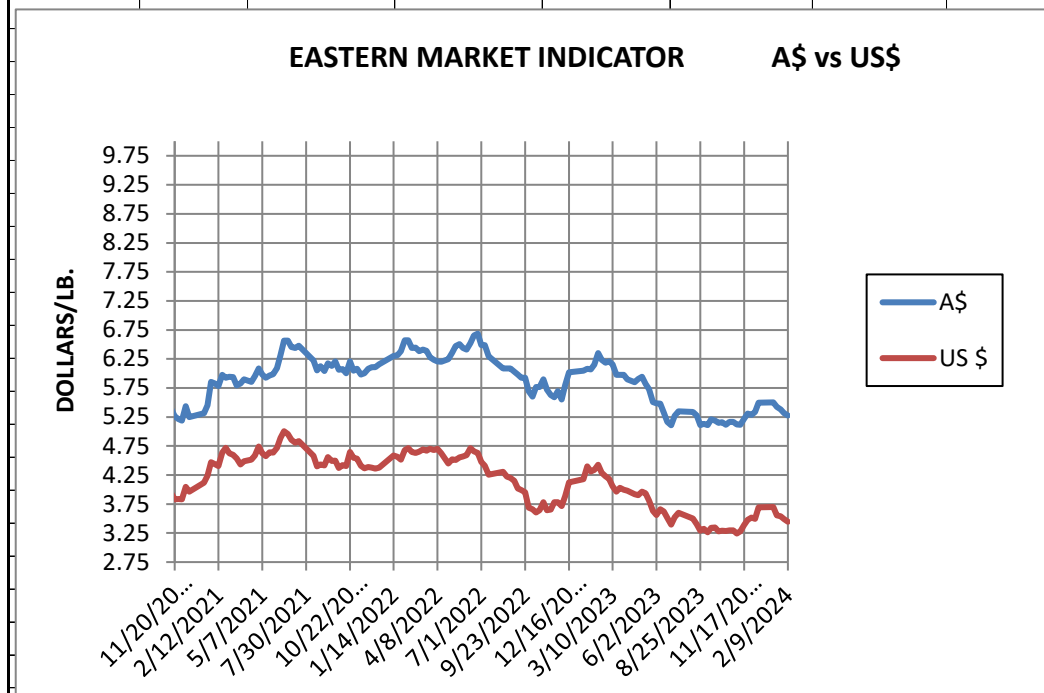


WEEK ENDING
FEBRUARY 2, 2024

MARKET INDICATOR CHANGE		US \$/LB.		Clean on floor			
CATEGORY		2/9/2024		2/2/2024		Change	
		A\$	US\$	A\$	US\$	A\$	US\$
EASTERN MI		\$ 5.28	\$ 3.44	\$ 5.31	\$ 3.49	-0.04	-0.05
Micron							
	17	\$ 8.14	\$ 5.31	\$ 8.21	\$ 5.40	-0.07	-0.08
	18	\$ 7.21	\$ 4.71	\$ 7.27	\$ 4.78	-0.06	-0.07
	19	\$ 6.36	\$ 4.15	\$ 6.41	\$ 4.21	-0.04	-0.06
	20	\$ 6.03	\$ 3.93	\$ 6.04	\$ 3.97	-0.02	-0.04
	21	\$ 5.97	\$ 3.90	\$ 5.99	\$ 3.94	-0.02	-0.04
	22	\$ 5.82	\$ 3.80	\$ 5.82	\$ 3.82	0.00	-0.03
	23	\$ 5.55	\$ 3.62	\$ 5.55	\$ 3.65	0.00	-0.02
	24	\$ 5.36	\$ 3.50	\$ 5.36	\$ 3.52	0.00	-0.02
	25	\$ 3.32	\$ 2.17	\$ 3.14	\$ 2.07	0.18	0.10
	26	\$ 2.50	\$ 1.63	\$ 2.49	\$ 1.64	0.02	0.00
	28	\$ 1.64	\$ 1.07	\$ 1.64	\$ 1.08	0.01	0.00
	30	\$ 1.50	\$ 0.98	\$ 1.51	\$ 0.99	-0.01	-0.01
	32	\$ 1.39	\$ 0.91	\$ 1.37	\$ 0.90	0.02	0.01
	MC	\$ 3.26	\$ 2.13	\$ 3.25	\$ 2.13	0.01	-0.01
CURRENCY (US \$/A \$)			\$ 0.6528		\$ 0.6572		-0.0044



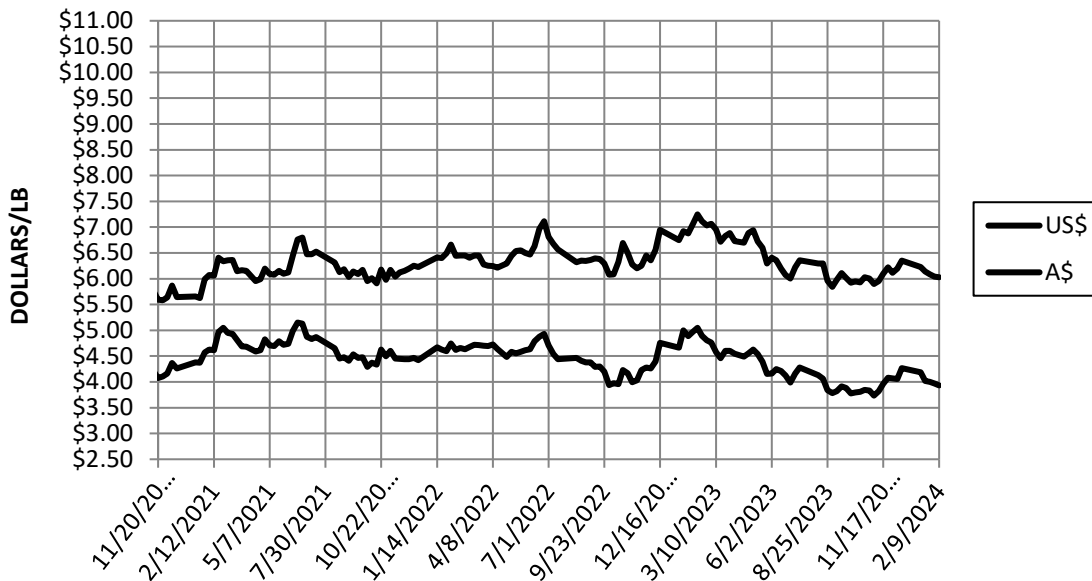
Information source: Wooltrak, Australian Wool Exchange, Weekly Market Review

WEEK ENDING
FEBRUARY 2, 2024

MARKET INDICATOR CHANGES US \$/LB. Clean on floor

CATEGORY	2/9/2024		2/2/2024		Change	
	A\$	US\$	A\$	US\$	A\$	US\$
EASTERN MI	\$ 5.28	\$ 3.44	\$ 5.31	\$ 3.49	-0.04	-0.05
Micron						
17	\$ 8.14	\$ 5.31	\$ 8.21	\$ 5.40	-0.07	-0.08
18	\$ 7.21	\$ 4.71	\$ 7.27	\$ 4.78	-0.06	-0.07
19	\$ 6.36	\$ 4.15	\$ 6.41	\$ 4.21	-0.04	-0.06
20	\$ 6.03	\$ 3.93	\$ 6.04	\$ 3.97	-0.02	-0.04
21	\$ 5.97	\$ 3.90	\$ 5.99	\$ 3.94	-0.02	-0.04
22	\$ 5.82	\$ 3.80	\$ 5.82	\$ 3.82	0.00	-0.03
23	\$ 5.55	\$ 3.62	\$ 5.55	\$ 3.65	0.00	-0.02
24	\$ 5.36	\$ 3.50	\$ 5.36	\$ 3.52	0.00	-0.02
25	\$ 3.32	\$ 2.17	\$ 3.14	\$ 2.07	0.18	0.10
26	\$ 2.50	\$ 1.63	\$ 2.49	\$ 1.64	0.02	0.00
28	\$ 1.64	\$ 1.07	\$ 1.64	\$ 1.08	0.01	0.00
30	\$ 1.50	\$ 0.98	\$ 1.51	\$ 0.99	-0.01	-0.01
32	\$ 1.39	\$ 0.91	\$ 1.37	\$ 0.90	0.02	0.01
MC	\$ 3.26	\$ 2.13	\$ 3.25	\$ 2.13	0.01	-0.01
CURRENCY (US \$/A \$)		\$ 0.6528		\$ 0.6572		-0.0044

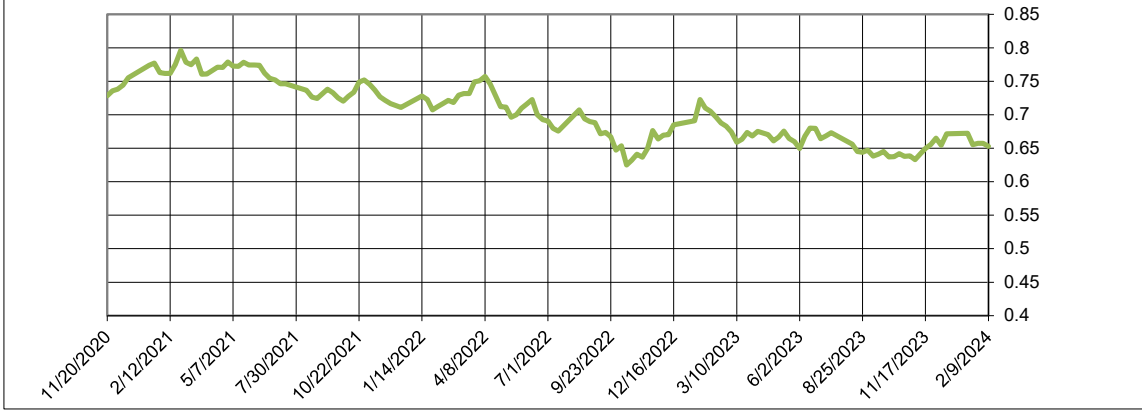
20 MICRON MARKET INDICATOR



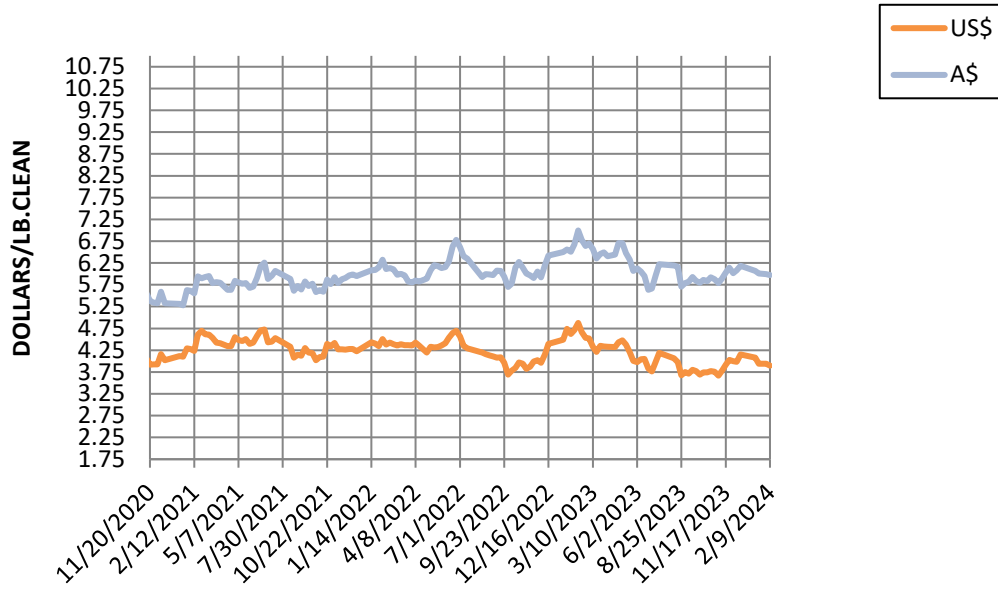
Information source: Wooltrak, Australian Wool Exchange, Weekly Market Review

CURRENCY RATE (US\$:A\$)

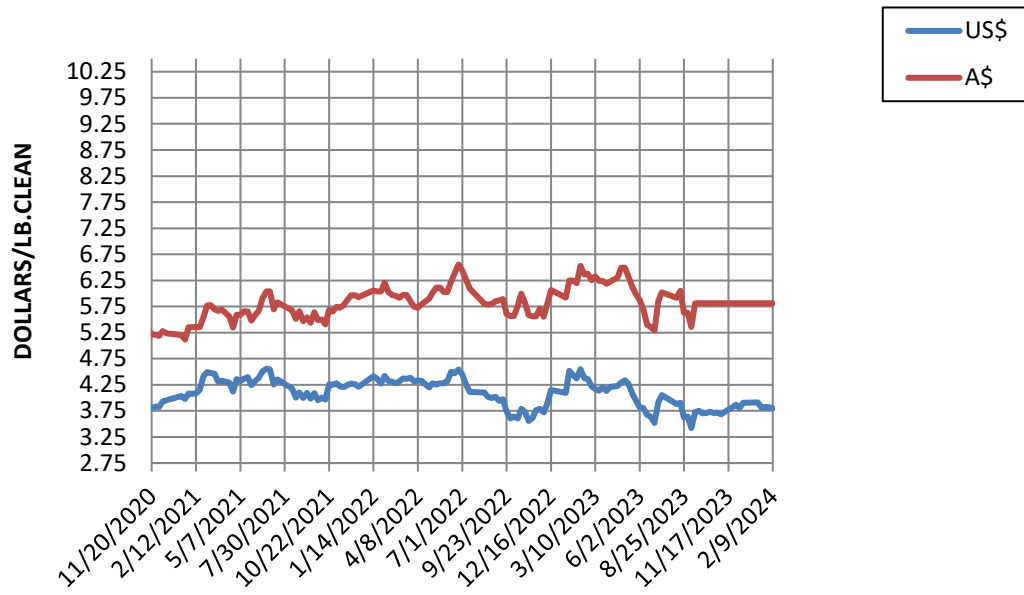
US\$



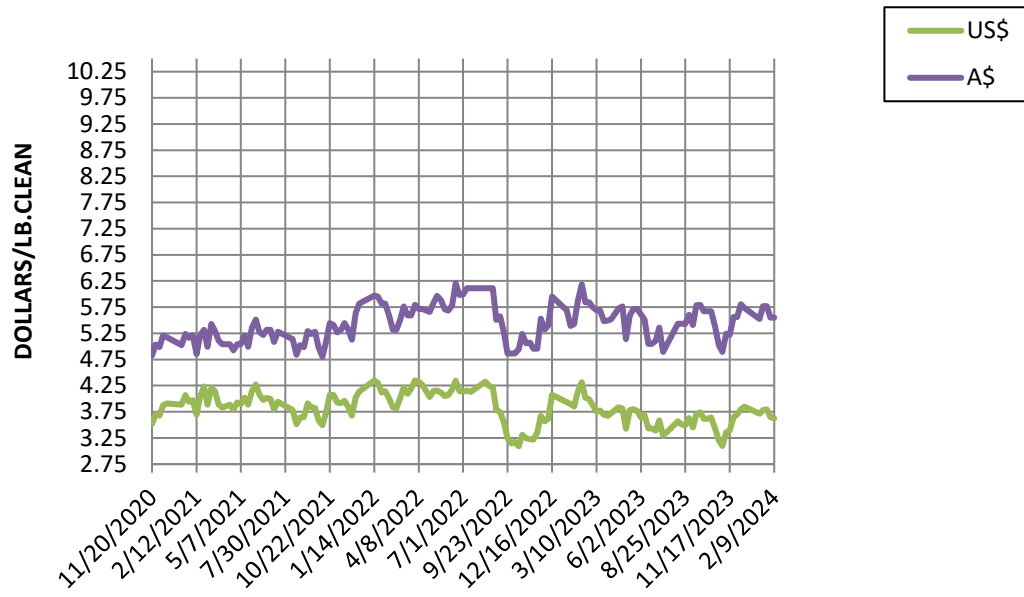
21 MICRON MARKET INDICATOR A\$ vs US\$



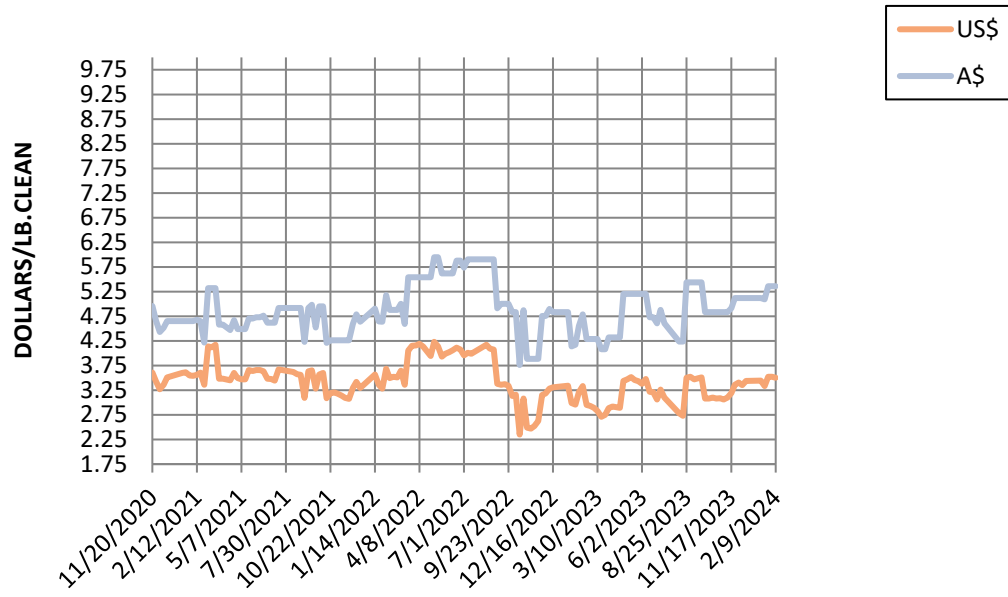
22 MICRON MARKET INDICATOR A\$ vs US\$



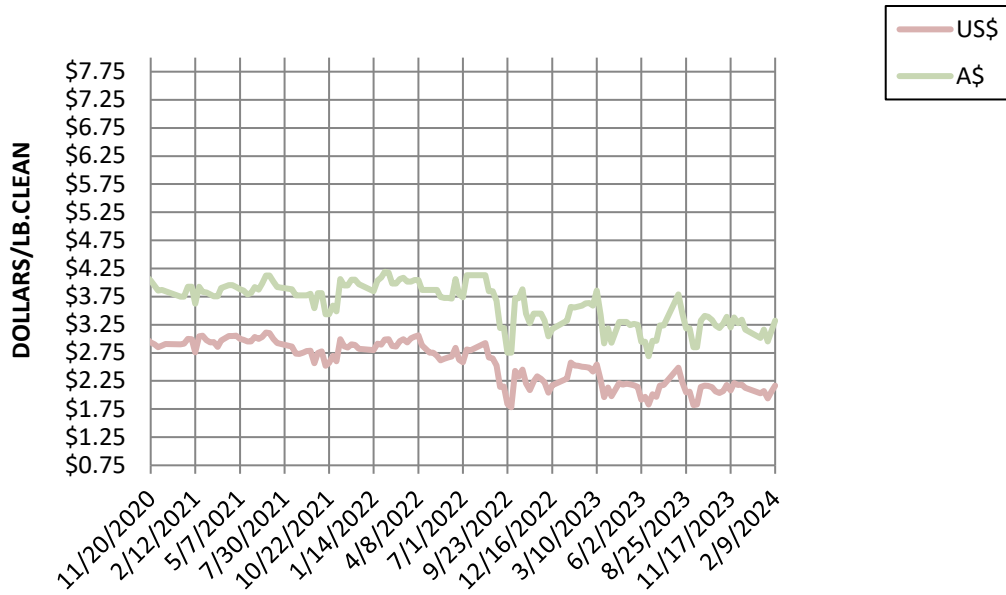
23 MICRON MARKET INDICATOR A\$ vs US\$



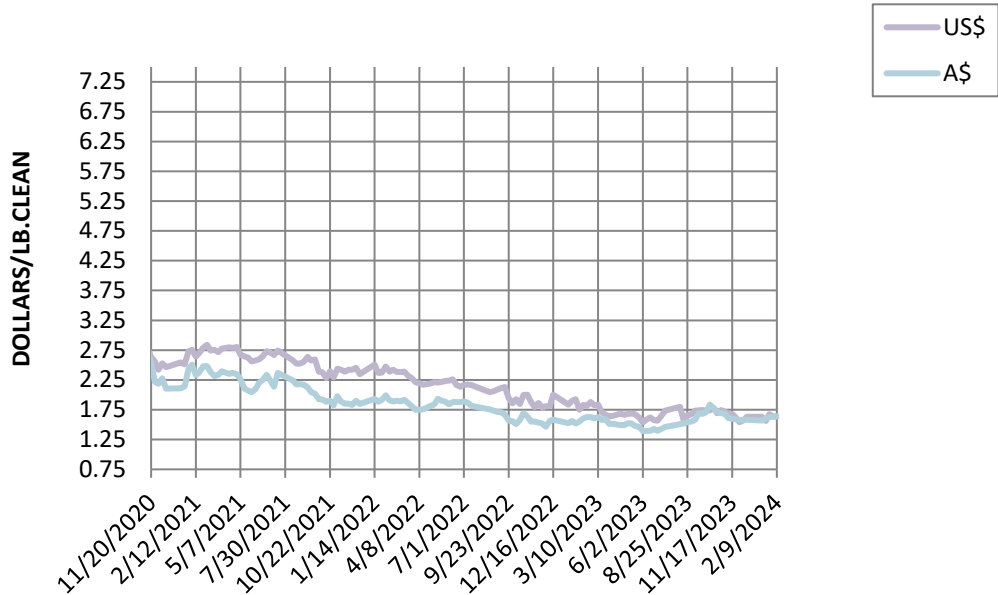
24 MICRON MARKET INDICATOR A\$ vs US\$



25 MICRON MARKET INDICATOR A\$ vs US\$

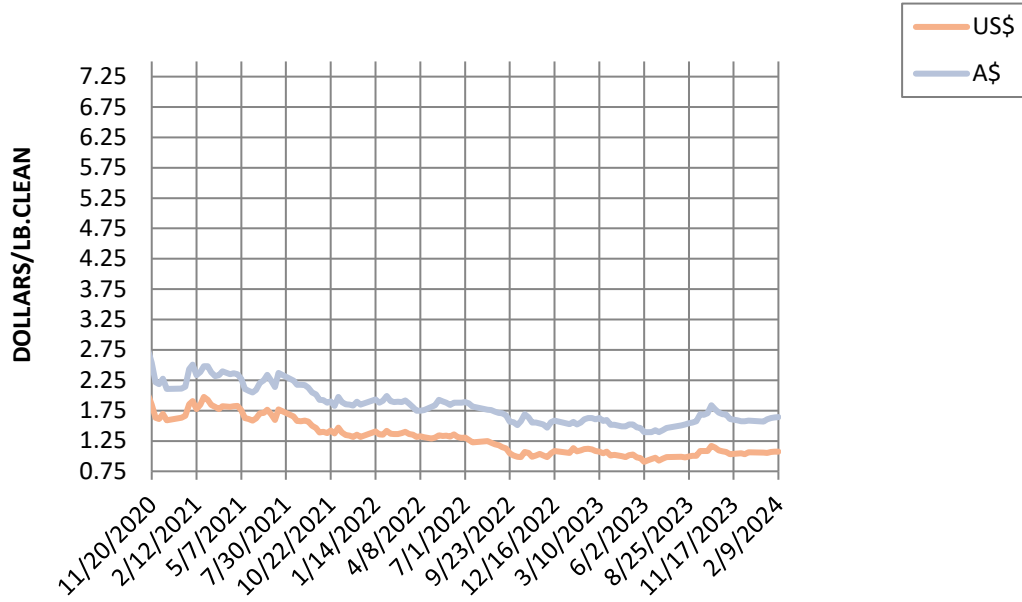


26 MICRON MARKET INDICATOR A\$ vs US\$



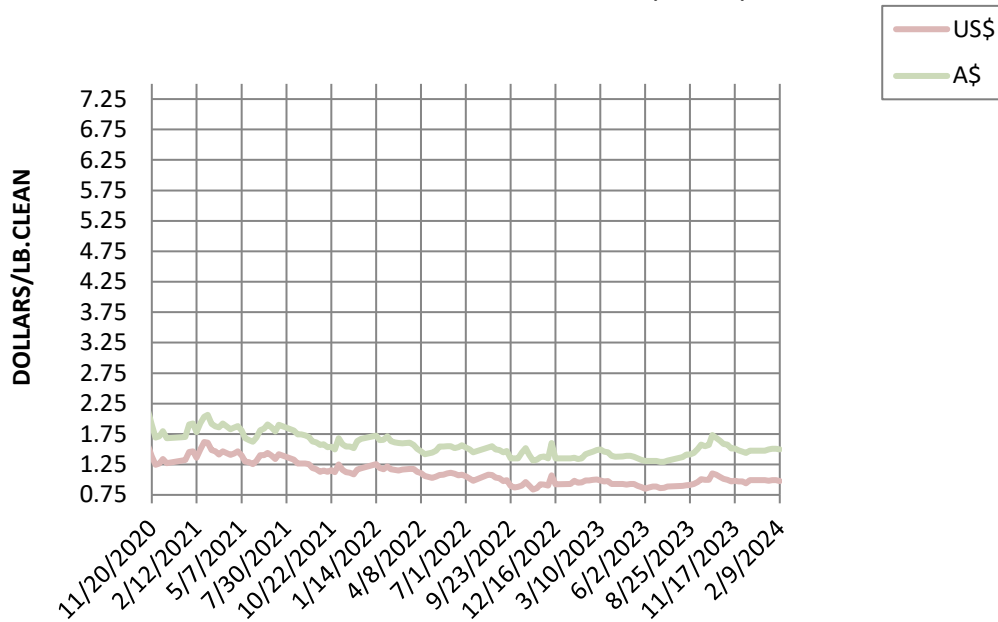
28 MICRON MARKET INDICATOR

A\$ vs US\$



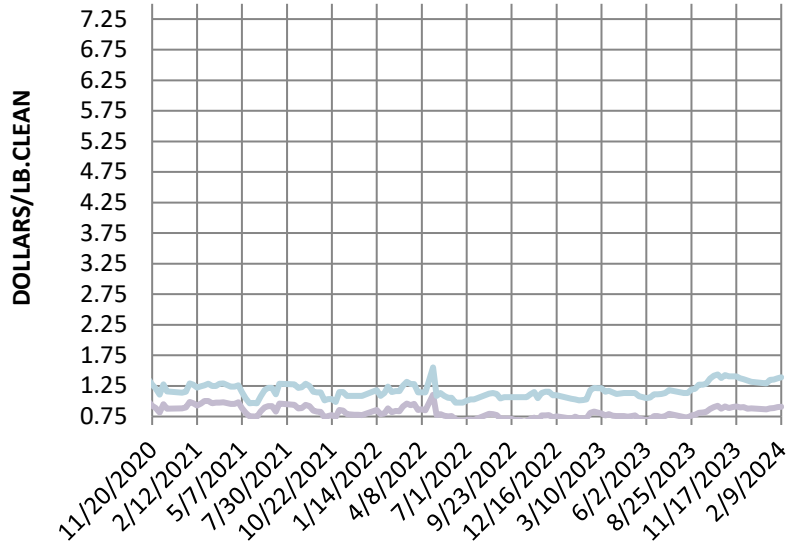
30 MICRON MARKET INDICATOR

A\$ vs US\$



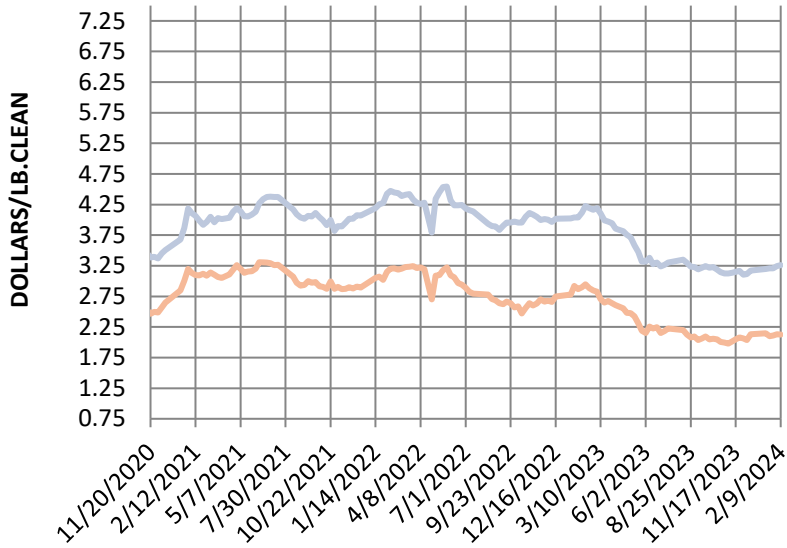
32 MICRON MARKET INDICATOR

A\$ vs US\$

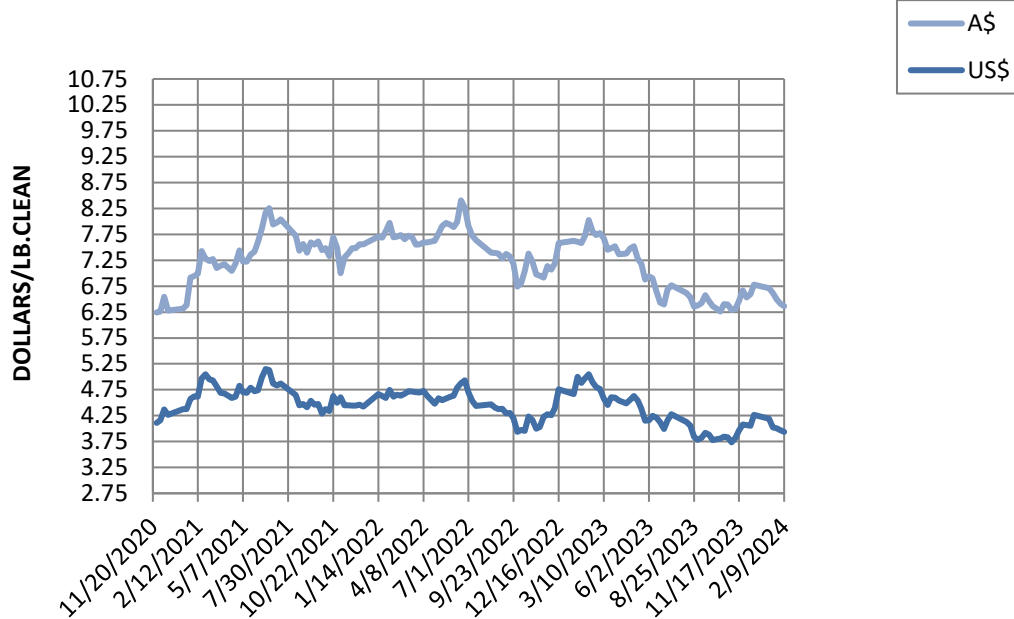


MC MICRON MARKET INDICATOR

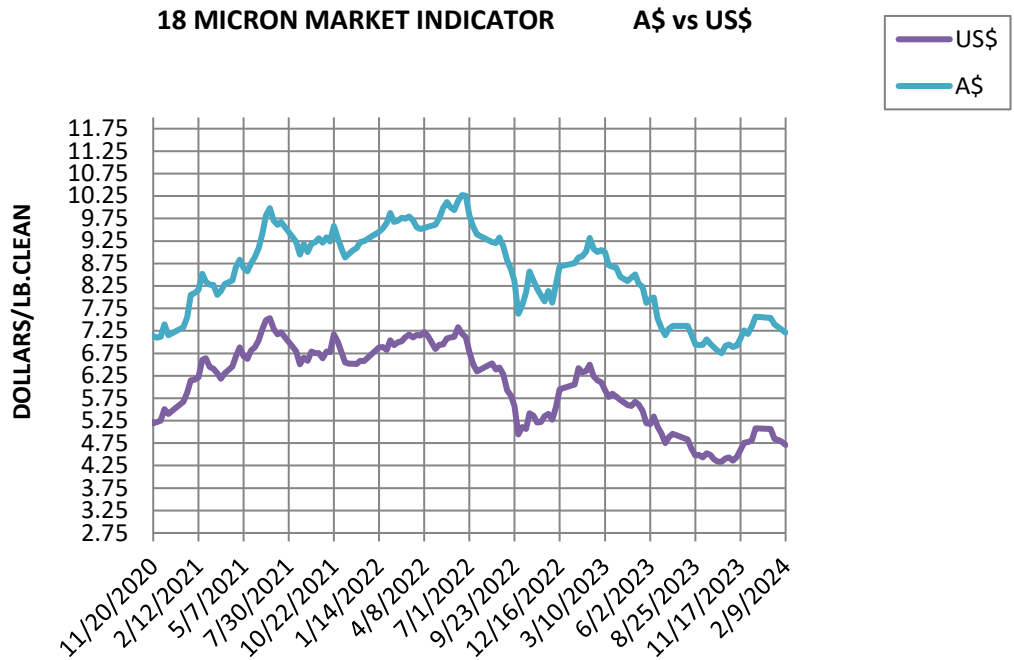
A\$ vs US\$



19 MICRON MARKET INDICATOR A\$ vs US\$



18 MICRON MARKET INDICATOR A\$ vs US\$



17 MICRON MARKET INDICATOR

A\$ vs US\$

