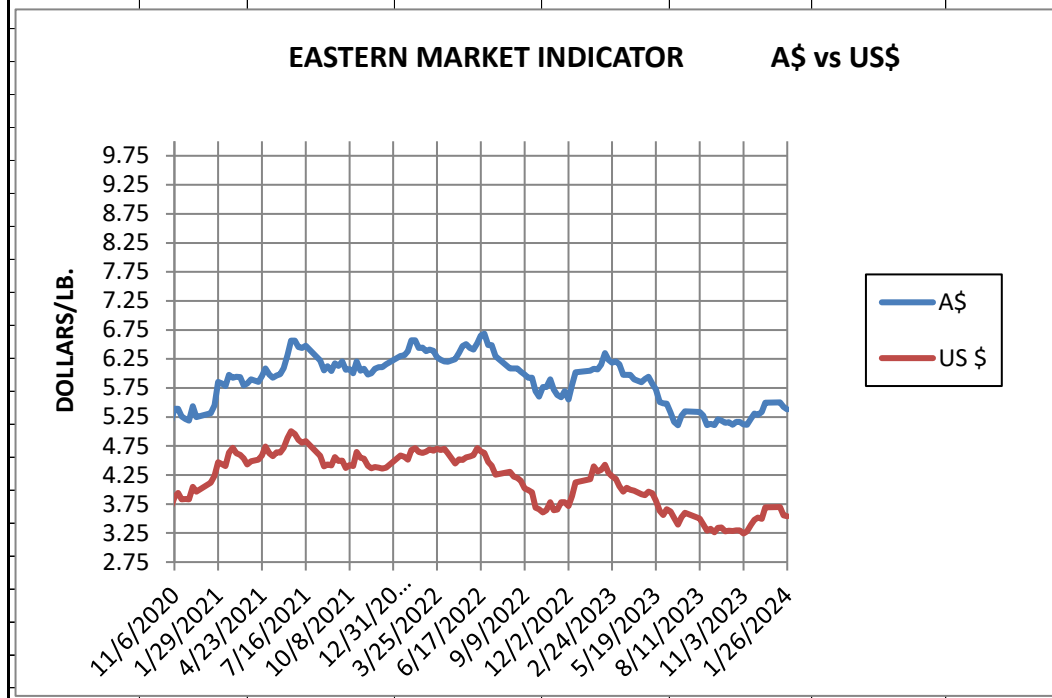


WEEK ENDING
JANUARY 26, 2024

MARKET INDICATOR CHANGE		US \$/LB.		Clean on floor			
CATEGORY		1/26/2024		1/19/2024		Change	
		A\$	US\$	A\$	US\$	A\$	US\$
EASTERN MI		\$ 5.38	\$ 3.54	\$ 5.43	\$ 3.55	-0.05	-0.02
Micron							
	17	\$ 8.39	\$ 5.52	\$ 8.56	\$ 5.61	-0.17	-0.09
	18	\$ 7.33	\$ 4.82	\$ 7.39	\$ 4.84	-0.06	-0.02
	19	\$ 6.50	\$ 4.27	\$ 6.62	\$ 4.34	-0.12	-0.07
	20	\$ 6.09	\$ 4.00	\$ 6.14	\$ 4.02	-0.05	-0.02
	21	\$ 6.00	\$ 3.94	\$ 6.01	\$ 3.94	-0.01	0.00
	22	\$ 5.82	\$ 3.82	\$ 5.82	\$ 3.81	0.00	0.01
	23	\$ 5.77	\$ 3.79	\$ 5.77	\$ 3.78	0.00	0.01
	24	\$ 5.36	\$ 3.52	\$ 5.09	\$ 3.34	0.27	0.19
	25	\$ 2.95	\$ 1.94	\$ 3.16	\$ 2.07	-0.21	-0.13
	26	\$ 2.54	\$ 1.67	\$ 2.38	\$ 1.56	0.16	0.11
	28	\$ 1.63	\$ 1.07	\$ 1.60	\$ 1.05	0.02	0.02
	30	\$ 1.51	\$ 0.99	\$ 1.50	\$ 0.98	0.01	0.01
	32	\$ 1.35	\$ 0.89	\$ 1.35	\$ 0.88	0.00	0.01
	MC	\$ 3.21	\$ 2.11	\$ 3.21	\$ 2.10	0.00	0.01
CURRENCY (US \$/A \$)			\$ 0.6574		\$ 0.6552		0.0022



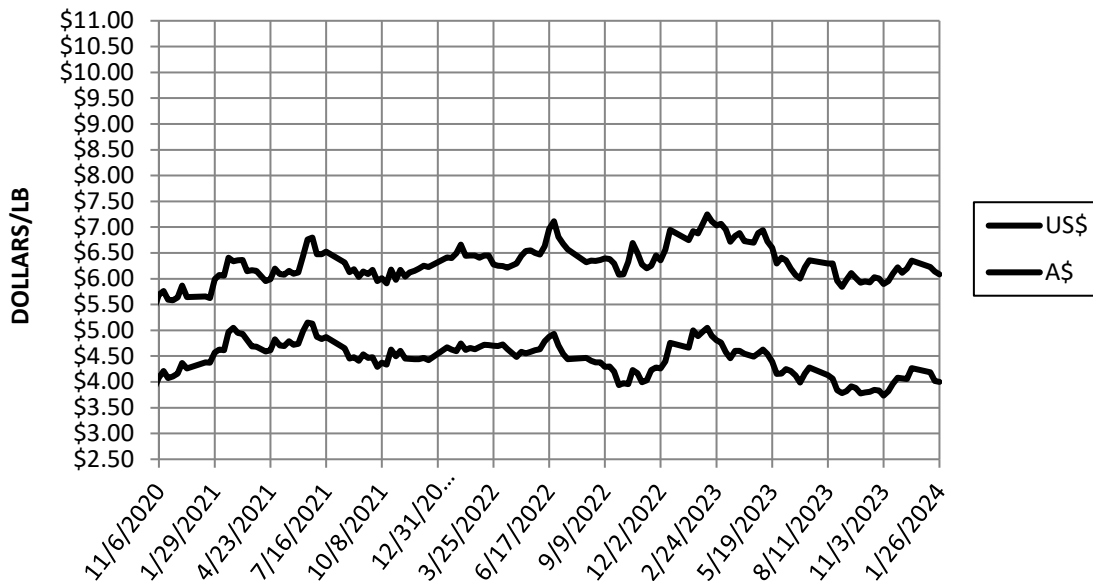
Information source: Wooltrak, Australian Wool Exchange, Weekly Market Review

WEEK ENDING
JANUARY 26, 2024

MARKET INDICATOR CHANGES US \$/LB. Clean on floor

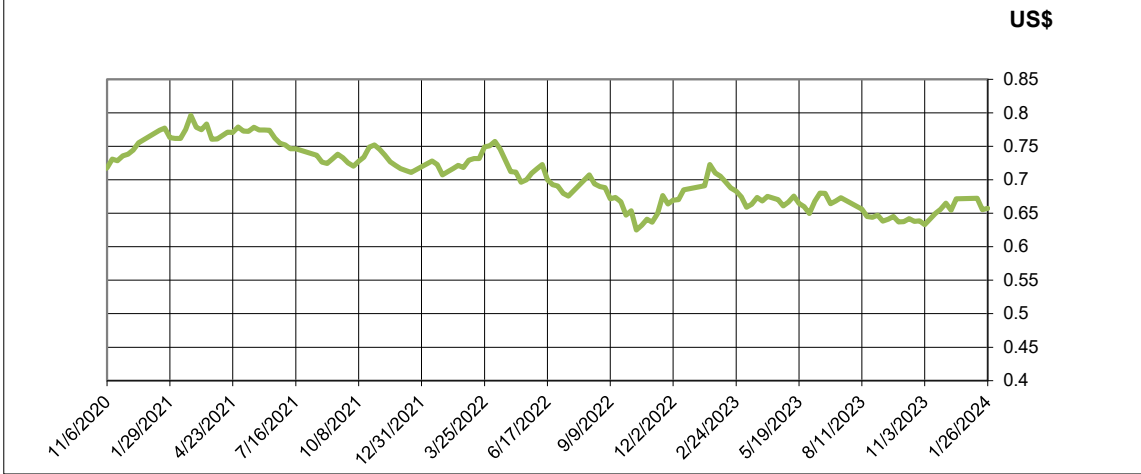
CATEGORY	1/26/2024		1/19/2024		Change	
	A\$	US\$	A\$	US\$	A\$	US\$
EASTERN MI	\$ 5.38	\$ 3.54	\$ 5.43	\$ 3.55	-0.05	-0.02
Micron						
17	\$ 8.39	\$ 5.52	\$ 8.56	\$ 5.61	-0.17	-0.09
18	\$ 7.33	\$ 4.82	\$ 7.39	\$ 4.84	-0.06	-0.02
19	\$ 6.50	\$ 4.27	\$ 6.62	\$ 4.34	-0.12	-0.07
20	\$ 6.09	\$ 4.00	\$ 6.14	\$ 4.02	-0.05	-0.02
21	\$ 6.00	\$ 3.94	\$ 6.01	\$ 3.94	-0.01	0.00
22	\$ 5.82	\$ 3.82	\$ 5.82	\$ 3.81	0.00	0.01
23	\$ 5.77	\$ 3.79	\$ 5.77	\$ 3.78	0.00	0.01
24	\$ 5.36	\$ 3.52	\$ 5.09	\$ 3.34	0.27	0.19
25	\$ 2.95	\$ 1.94	\$ 3.16	\$ 2.07	-0.21	-0.13
26	\$ 2.54	\$ 1.67	\$ 2.38	\$ 1.56	0.16	0.11
28	\$ 1.63	\$ 1.07	\$ 1.60	\$ 1.05	0.02	0.02
30	\$ 1.51	\$ 0.99	\$ 1.50	\$ 0.98	0.01	0.01
32	\$ 1.35	\$ 0.89	\$ 1.35	\$ 0.88	0.00	0.01
MC	\$ 3.21	\$ 2.11	\$ 3.21	\$ 2.10	0.00	0.01
CURRENCY (US \$/A \$)		\$ 0.6574		\$ 0.6552		0.0022

20 MICRON MARKET INDICATOR

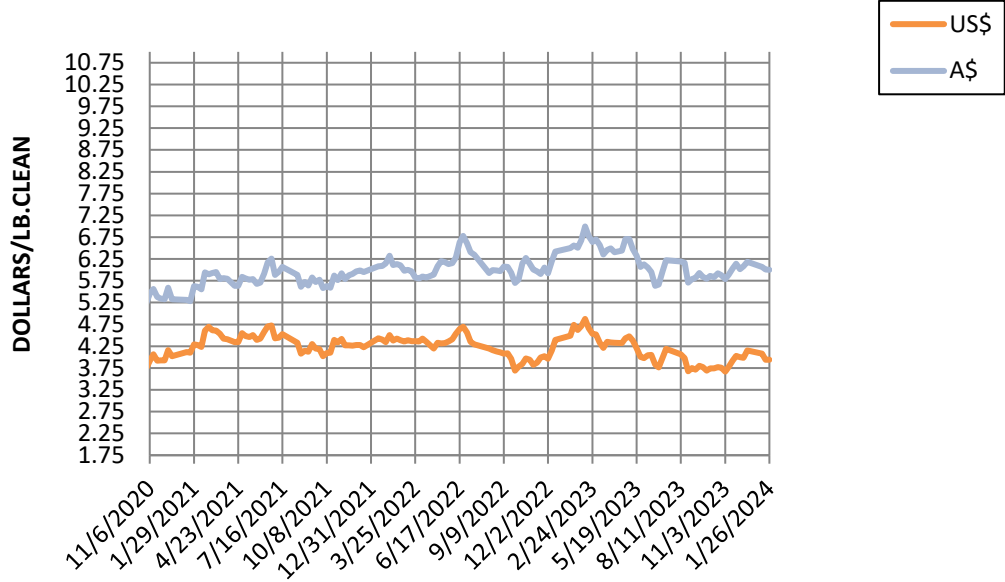


Information source: Wooltrak, Australian Wool Exchange, Weekly Market Review

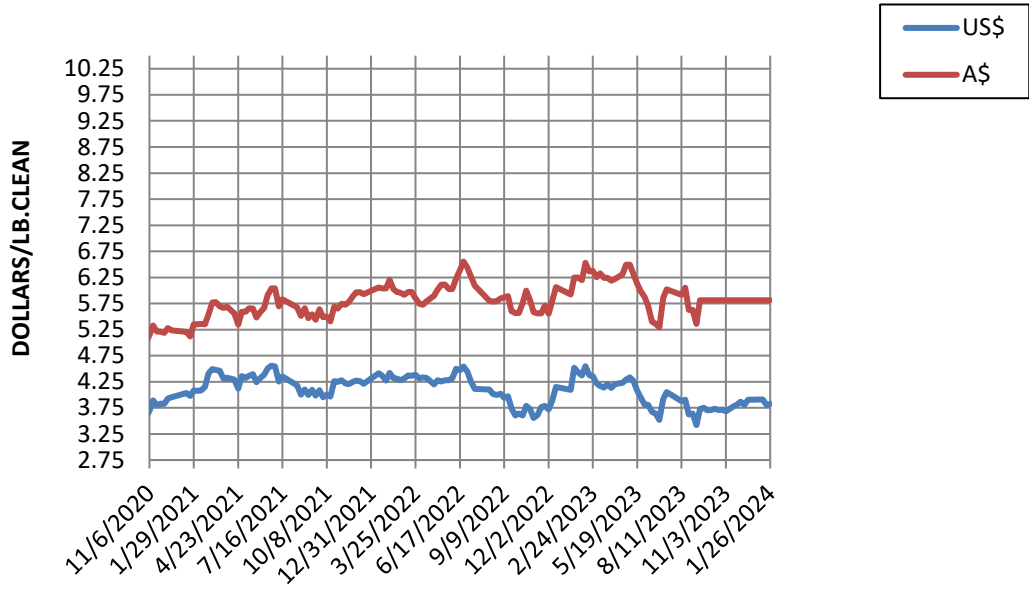
CURRENCY RATE (US\$:A\$)



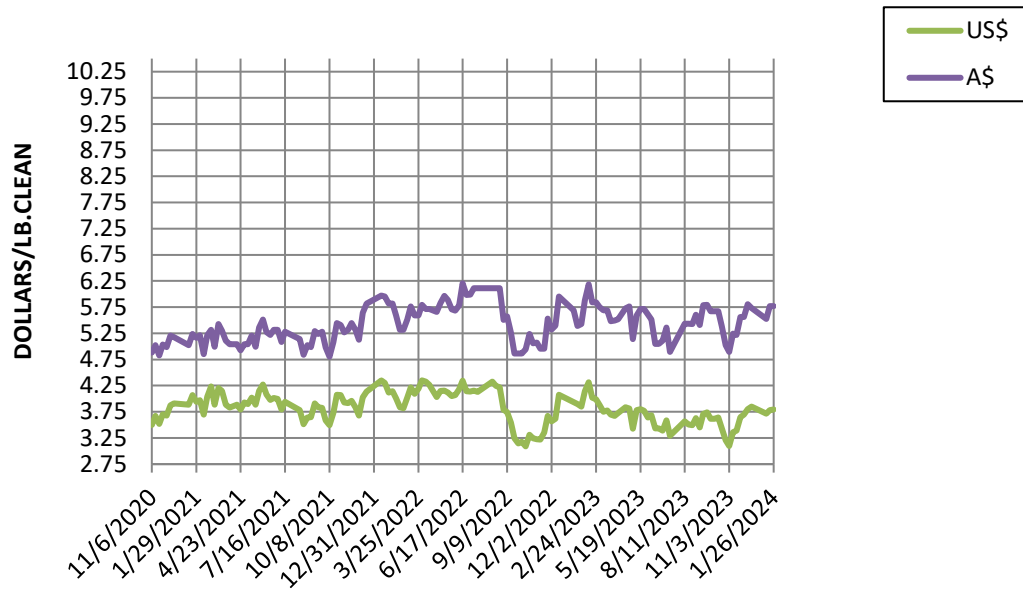
21 MICRON MARKET INDICATOR A\$ vs US\$



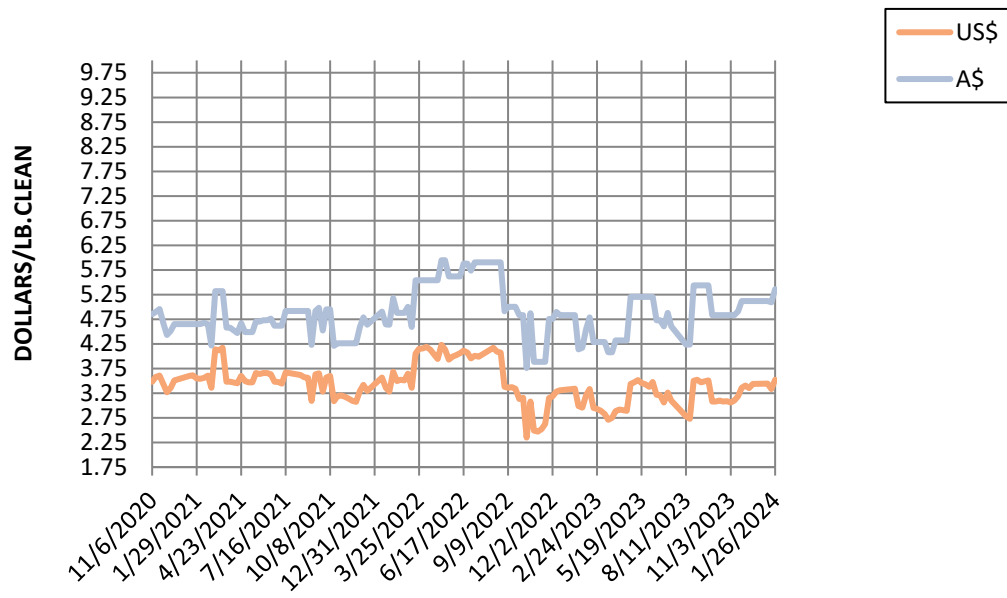
22 MICRON MARKET INDICATOR A\$ vs US\$



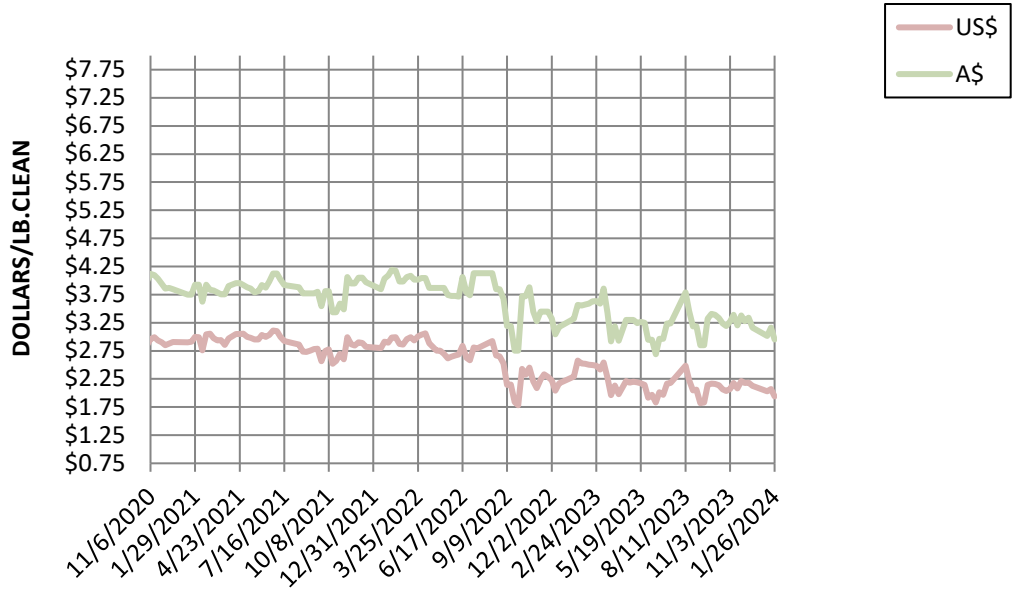
23 MICRON MARKET INDICATOR A\$ vs US\$



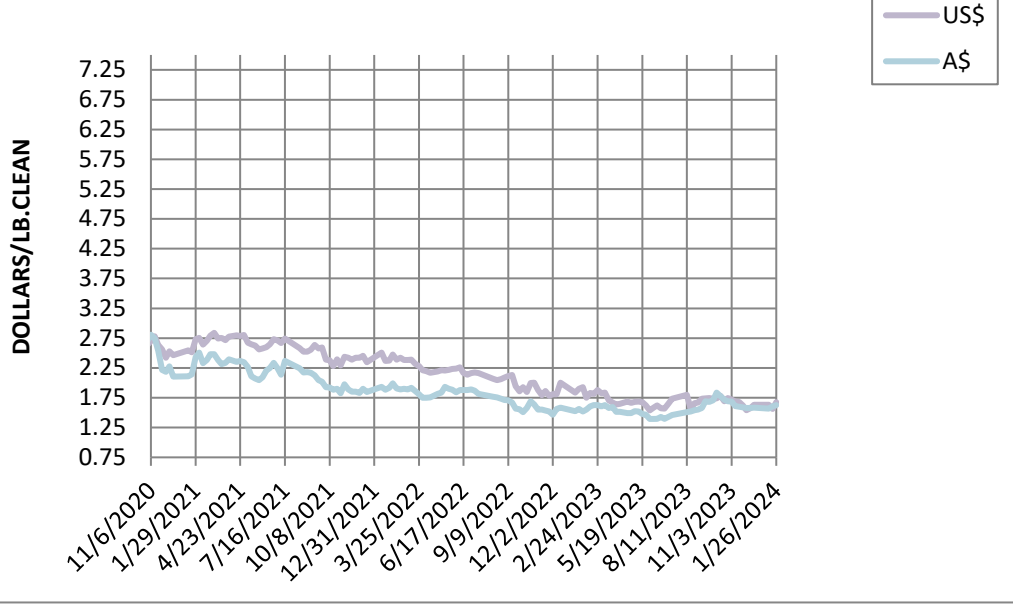
24 MICRON MARKET INDICATOR A\$ vs US\$



25 MICRON MARKET INDICATOR A\$ vs US\$

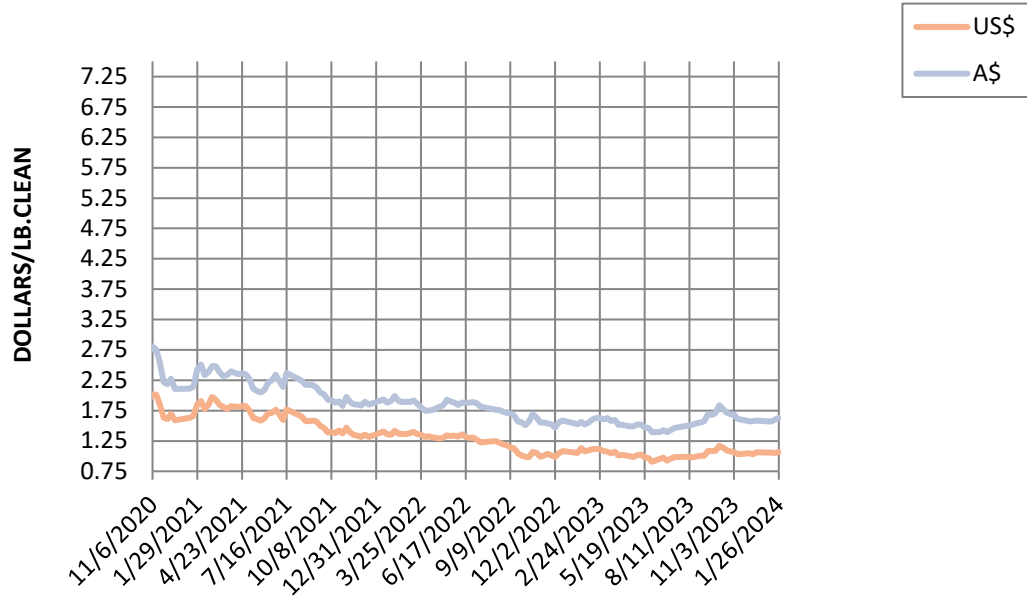


26 MICRON MARKET INDICATOR A\$ vs US\$



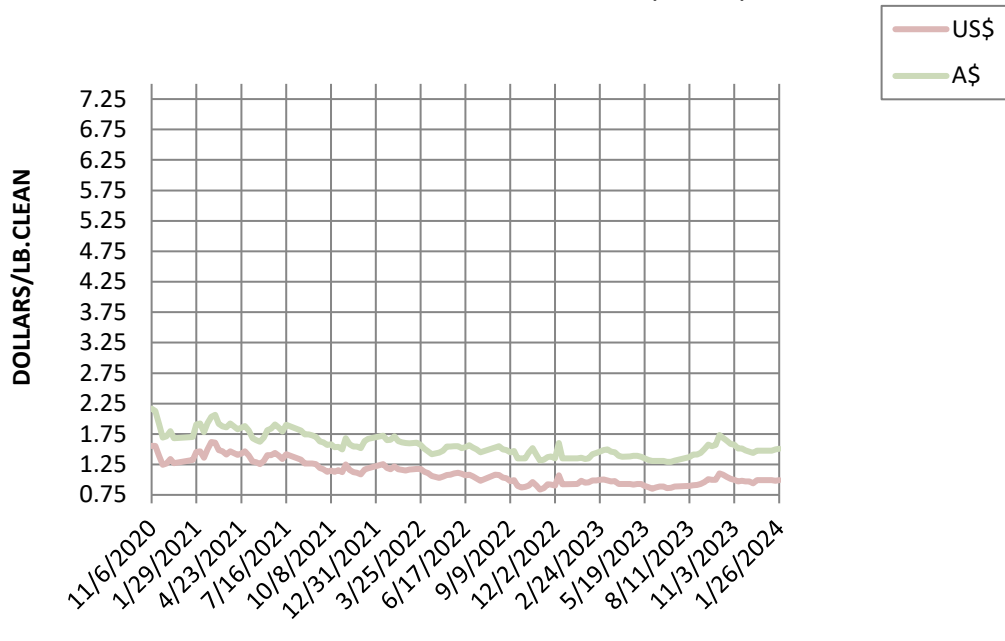
28 MICRON MARKET INDICATOR

A\$ vs US\$



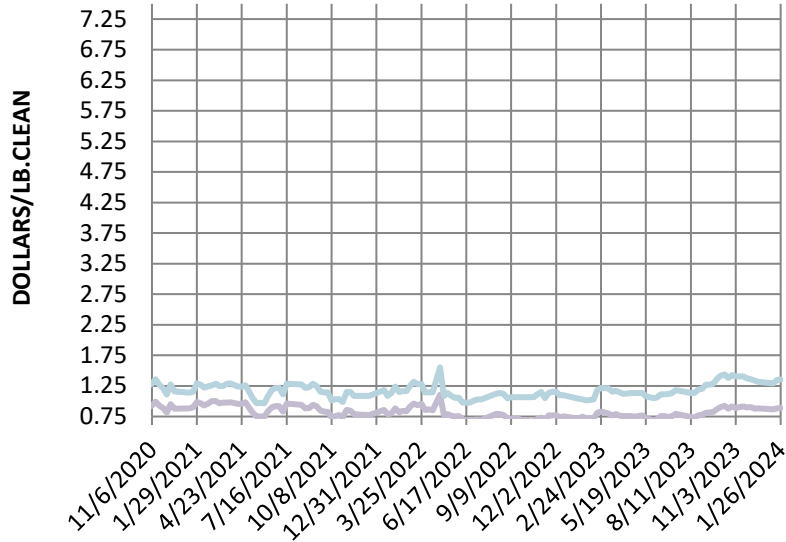
30 MICRON MARKET INDICATOR

A\$ vs US\$



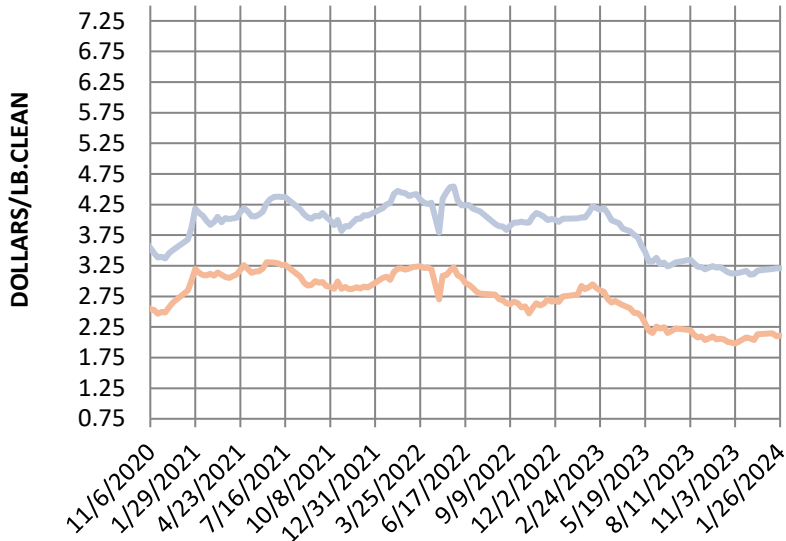
32 MICRON MARKET INDICATOR

A\$ vs US\$

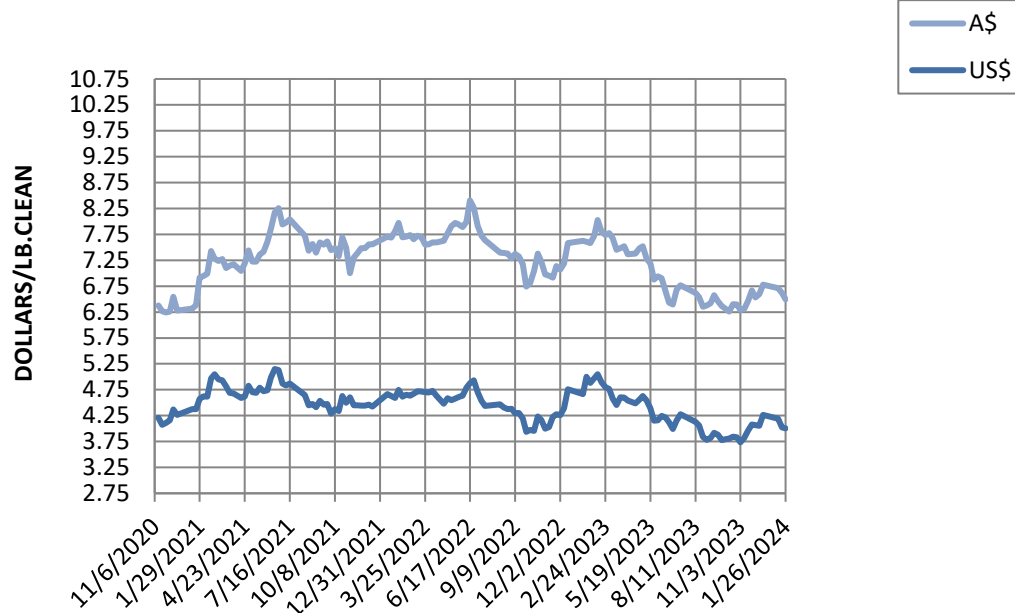


MC MICRON MARKET INDICATOR

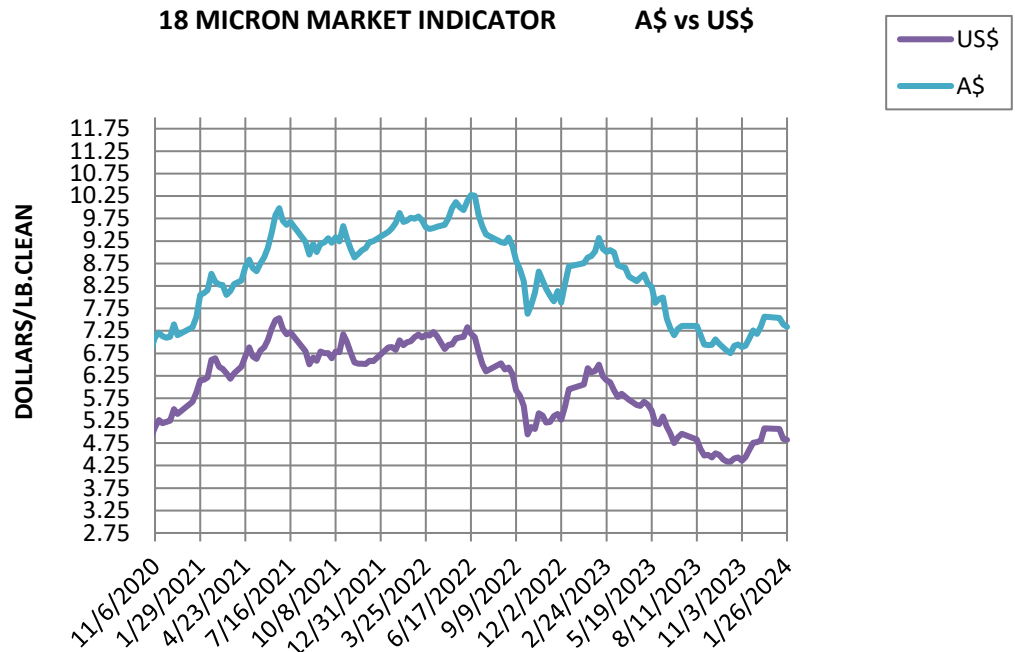
A\$ vs US\$



19 MICRON MARKET INDICATOR A\$ vs US\$



18 MICRON MARKET INDICATOR A\$ vs US\$



17 MICRON MARKET INDICATOR

A\$ vs US\$

