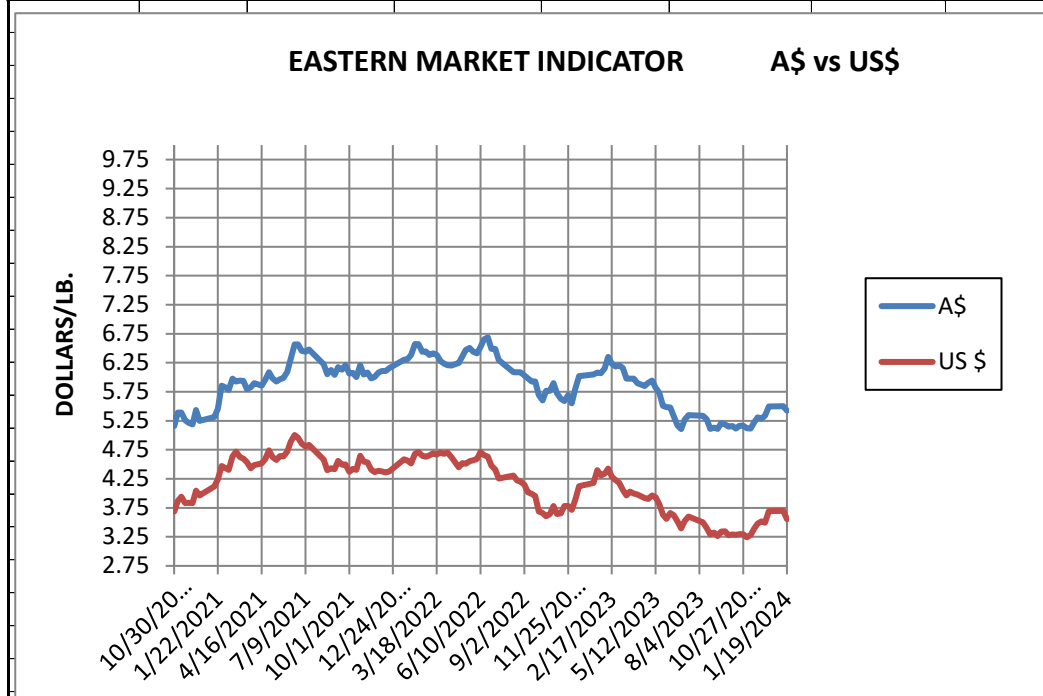


WEEK ENDING  
JANUARY 19, 2024

MARKET INDICATOR CHANGE		US \$/LB.		Clean on floor			
CATEGORY		1/19/2024		1/12/2024		Change	
		A\$	US\$	A\$	US\$	A\$	US\$
EASTERN	MI	\$ 5.43	\$ 3.55	\$ 5.50	\$ 3.70	-0.08	-0.15
	Micron						
	17	\$ 8.56	\$ 5.61	\$ 8.77	\$ 5.90	-0.22	-0.29
	18	\$ 7.39	\$ 4.84	\$ 7.54	\$ 5.07	-0.14	-0.22
	19	\$ 6.62	\$ 4.34	\$ 6.71	\$ 4.51	-0.09	-0.17
	20	\$ 6.14	\$ 4.02	\$ 6.23	\$ 4.19	-0.09	-0.17
	21	\$ 6.01	\$ 3.94	\$ 6.07	\$ 4.08	-0.05	-0.14
	22	\$ 5.82	\$ 3.81	\$ 5.82	\$ 3.91	0.00	-0.10
	23	\$ 5.77	\$ 3.78	\$ 5.52	\$ 3.71	0.24	0.07
	24	\$ 5.09	\$ 3.34	\$ 5.12	\$ 3.44	-0.03	-0.11
	25	\$ 3.16	\$ 2.07	\$ 3.02	\$ 2.03	0.15	0.04
	26	\$ 2.38	\$ 1.56	\$ 2.43	\$ 1.63	-0.05	-0.07
	28	\$ 1.60	\$ 1.05	\$ 1.57	\$ 1.06	0.03	0.00
	30	\$ 1.50	\$ 0.98	\$ 1.47	\$ 0.99	0.02	-0.01
	32	\$ 1.35	\$ 0.88	\$ 1.29	\$ 0.87	0.05	0.01
	MC	\$ 3.21	\$ 2.10	\$ 3.19	\$ 2.15	0.01	-0.05
CURRENCY (US \$/A \$)			\$ 0.6552		\$ 0.6724		-0.0172



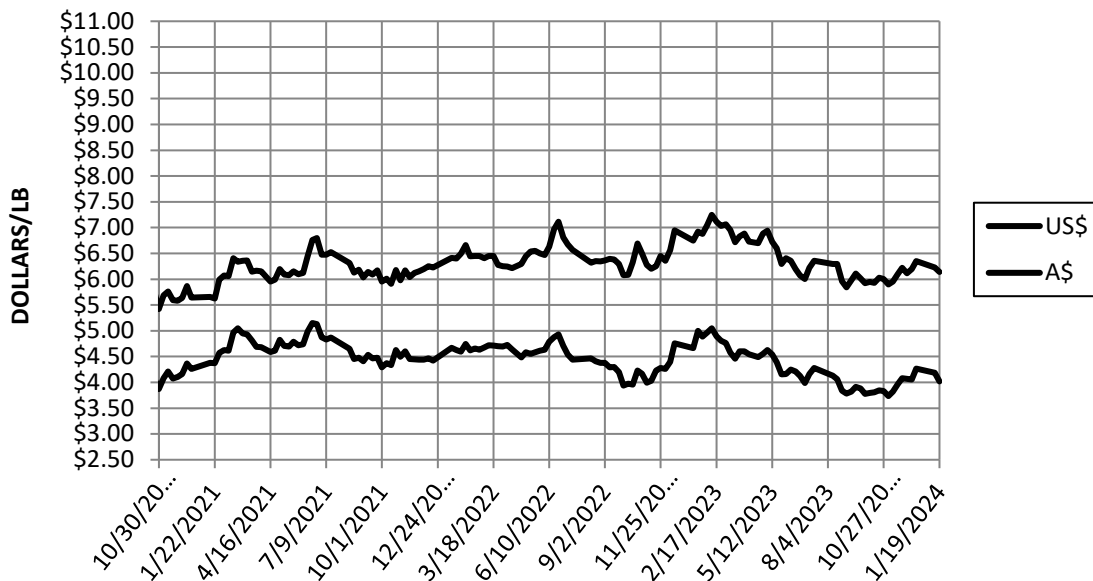
Information source: Wooltrak, Australian Wool Exchange, Weekly Market Review

WEEK ENDING  
JANUARY 19, 2024

**MARKET INDICATOR CHANGES** US \$/LB. Clean on floor

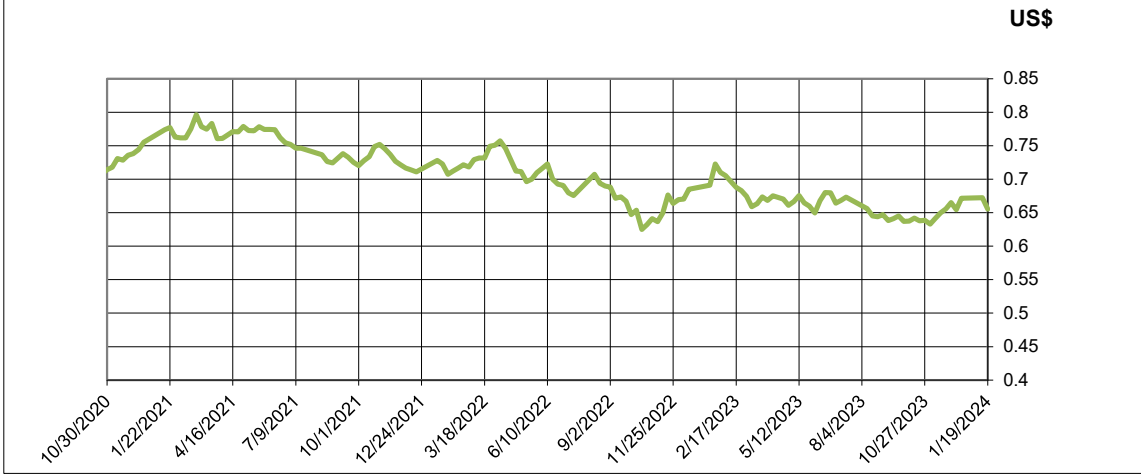
CATEGORY	1/19/2024		1/12/2024		Change	
	A\$	US\$	A\$	US\$	A\$	US\$
EASTERN MI	\$ 5.43	\$ 3.55	\$ 5.50	\$ 3.70	-0.08	-0.15
Micron						
17	\$ 8.56	\$ 5.61	\$ 8.77	\$ 5.90	-0.22	-0.29
18	\$ 7.39	\$ 4.84	\$ 7.54	\$ 5.07	-0.14	-0.22
19	\$ 6.62	\$ 4.34	\$ 6.71	\$ 4.51	-0.09	-0.17
20	\$ 6.14	\$ 4.02	\$ 6.23	\$ 4.19	-0.09	-0.17
21	\$ 6.01	\$ 3.94	\$ 6.07	\$ 4.08	-0.05	-0.14
22	\$ 5.82	\$ 3.81	\$ 5.82	\$ 3.91	0.00	-0.10
23	\$ 5.77	\$ 3.78	\$ 5.52	\$ 3.71	0.24	0.07
24	\$ 5.09	\$ 3.34	\$ 5.12	\$ 3.44	-0.03	-0.11
25	\$ 3.16	\$ 2.07	\$ 3.02	\$ 2.03	0.15	0.04
26	\$ 2.38	\$ 1.56	\$ 2.43	\$ 1.63	-0.05	-0.07
28	\$ 1.60	\$ 1.05	\$ 1.57	\$ 1.06	0.03	0.00
30	\$ 1.50	\$ 0.98	\$ 1.47	\$ 0.99	0.02	-0.01
32	\$ 1.35	\$ 0.88	\$ 1.29	\$ 0.87	0.05	0.01
MC	\$ 3.21	\$ 2.10	\$ 3.19	\$ 2.15	0.01	-0.05
CURRENCY (US \$/A \$)		\$ 0.6552		\$ 0.6724		-0.0172

**20 MICRON MARKET INDICATOR**

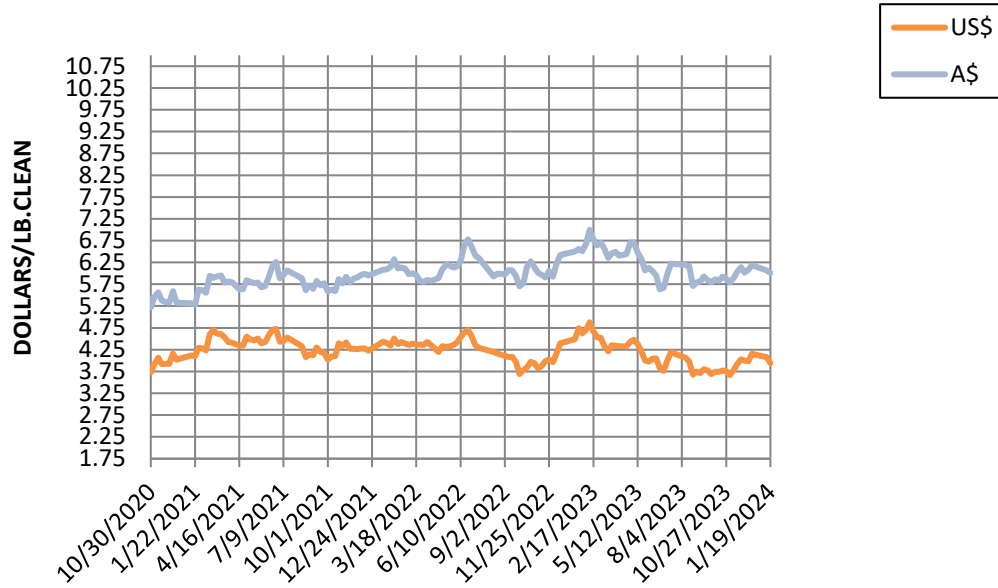


Information source: Wooltrak, Australian Wool Exchange, Weekly Market Review

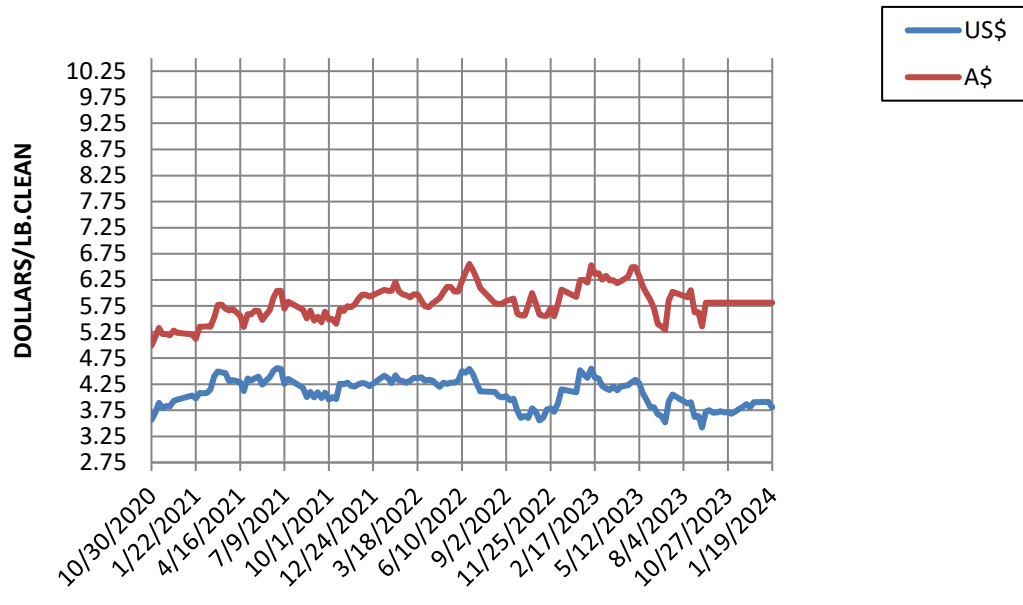
### CURRENCY RATE (US\$:A\$)



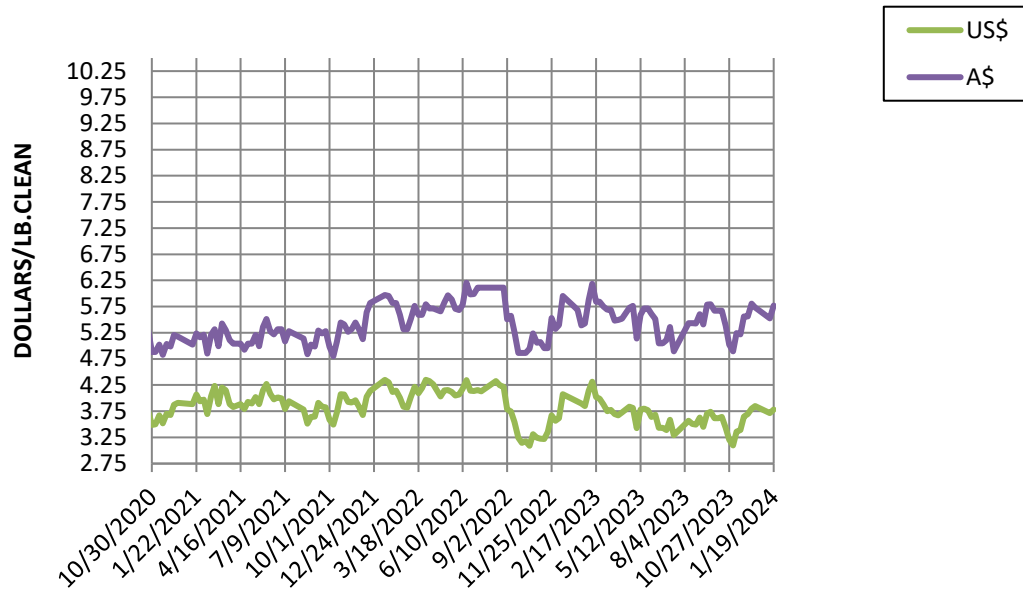
21 MICRON MARKET INDICATOR A\$ vs US\$



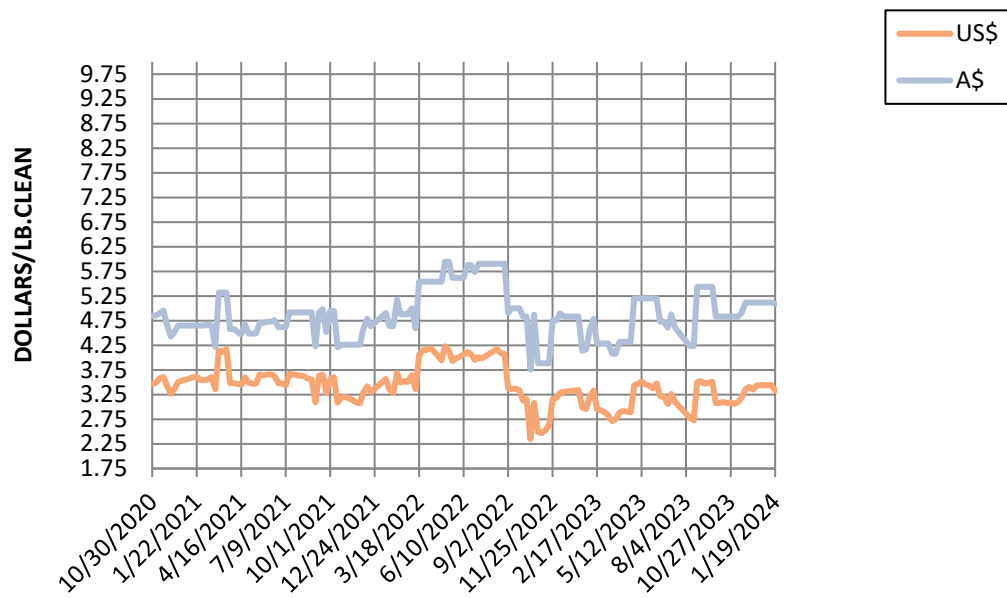
22 MICRON MARKET INDICATOR A\$ vs US\$



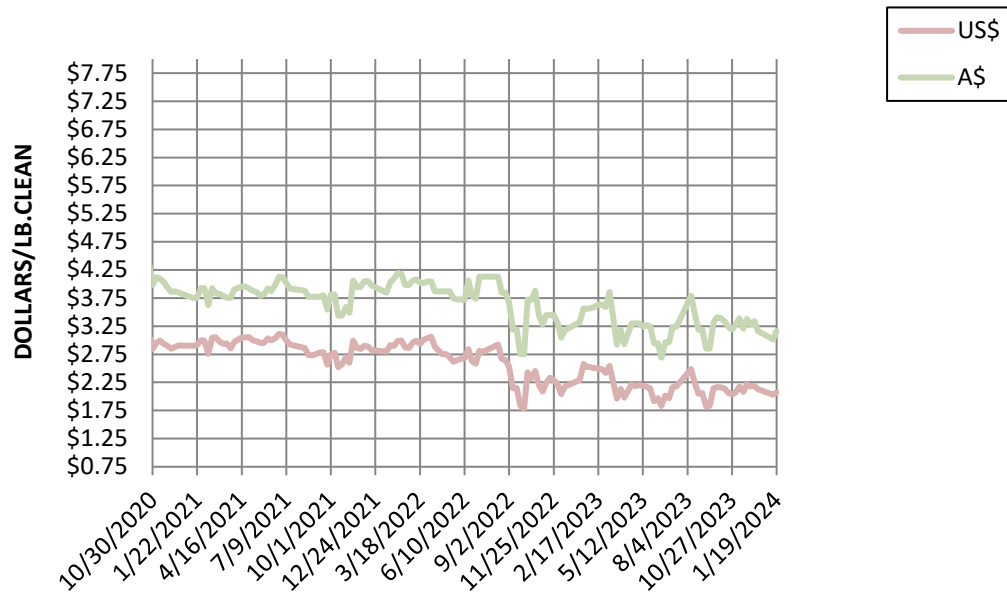
**23 MICRON MARKET INDICATOR A\$ vs US\$**



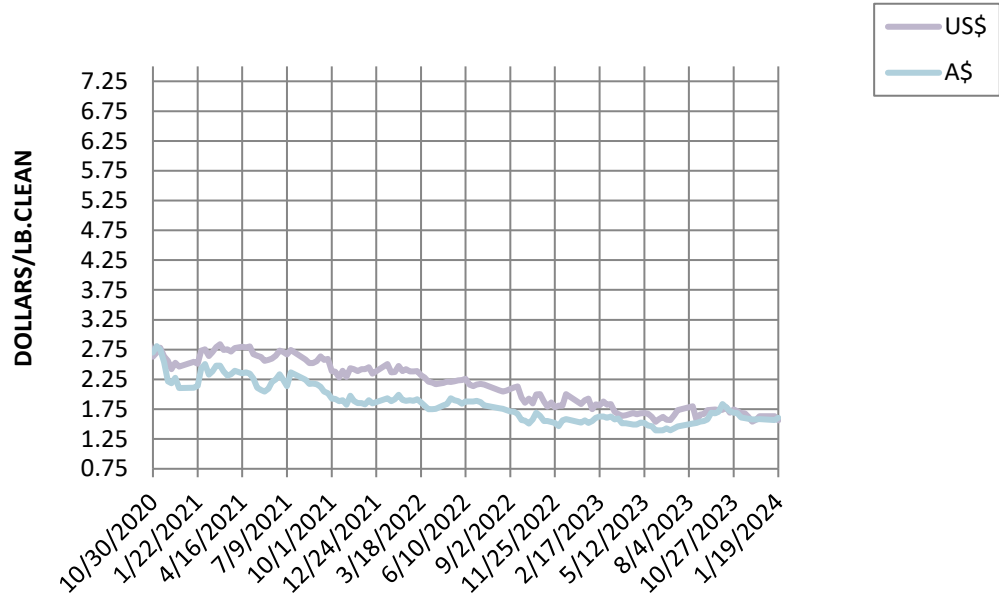
**24 MICRON MARKET INDICATOR A\$ vs US\$**



25 MICRON MARKET INDICATOR A\$ vs US\$

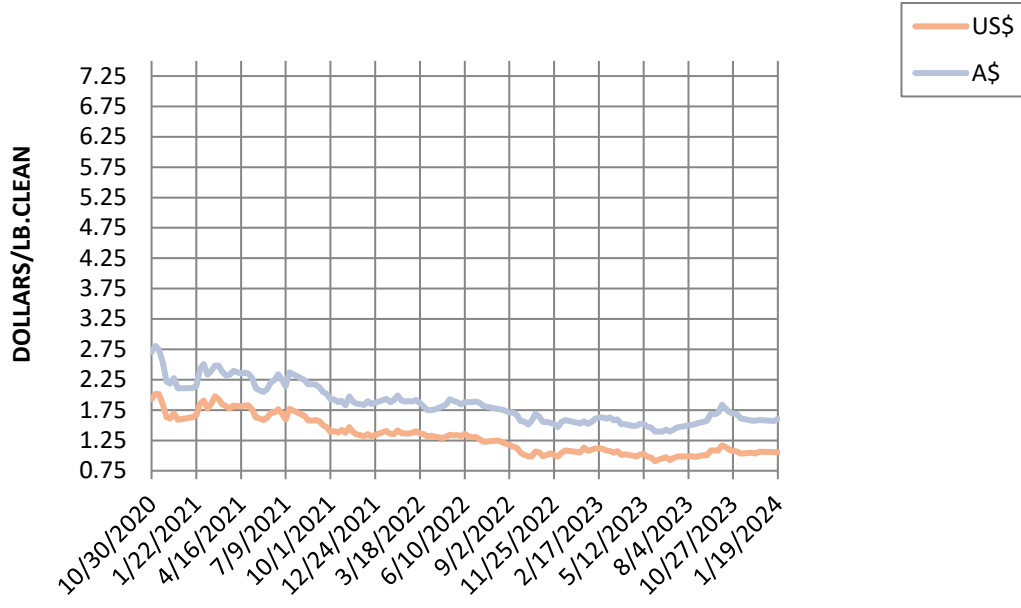


26 MICRON MARKET INDICATOR A\$ vs US\$



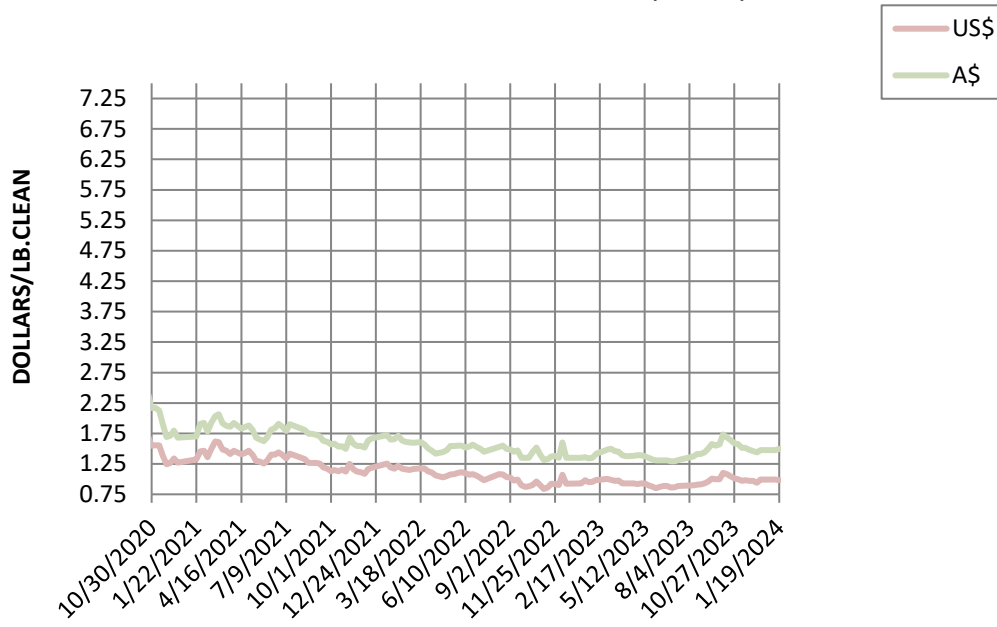
28 MICRON MARKET INDICATOR

A\$ vs US\$



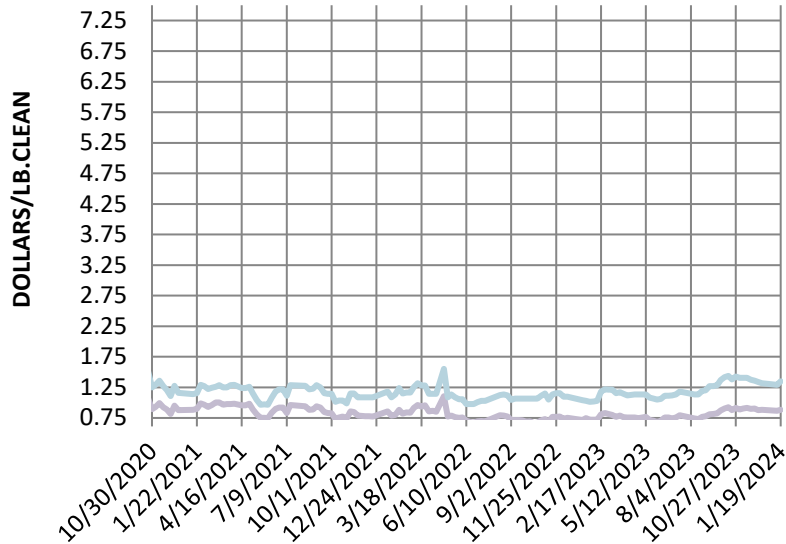
30 MICRON MARKET INDICATOR

A\$ vs US\$



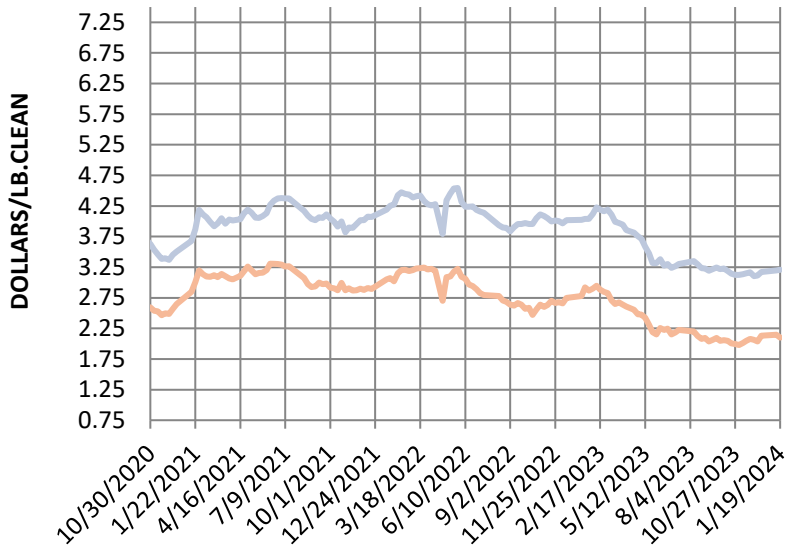
### 32 MICRON MARKET INDICATOR

A\$ vs US\$



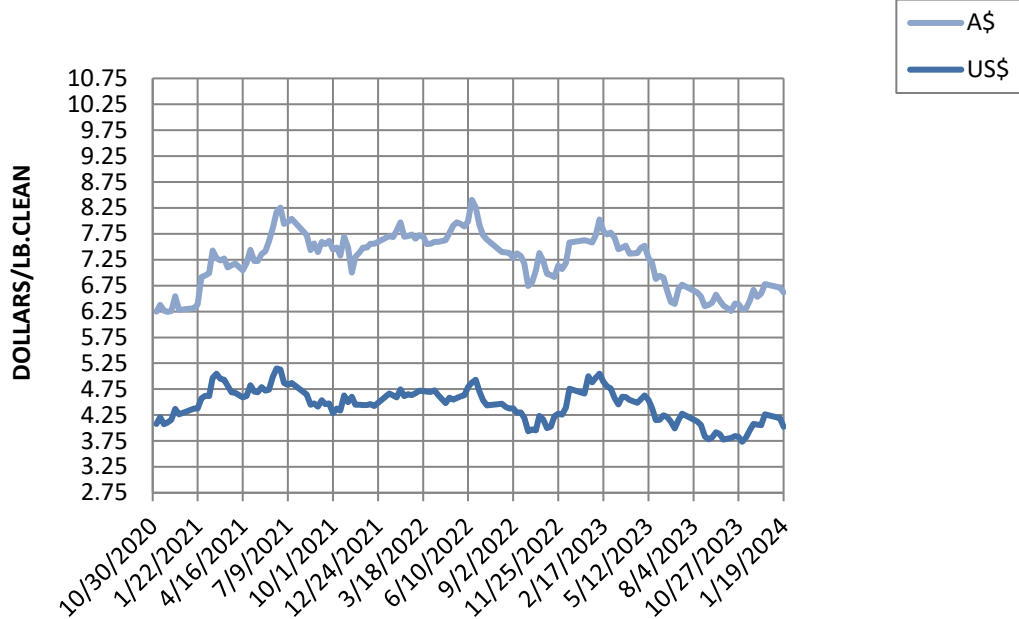
### MC MICRON MARKET INDICATOR

A\$ vs US\$

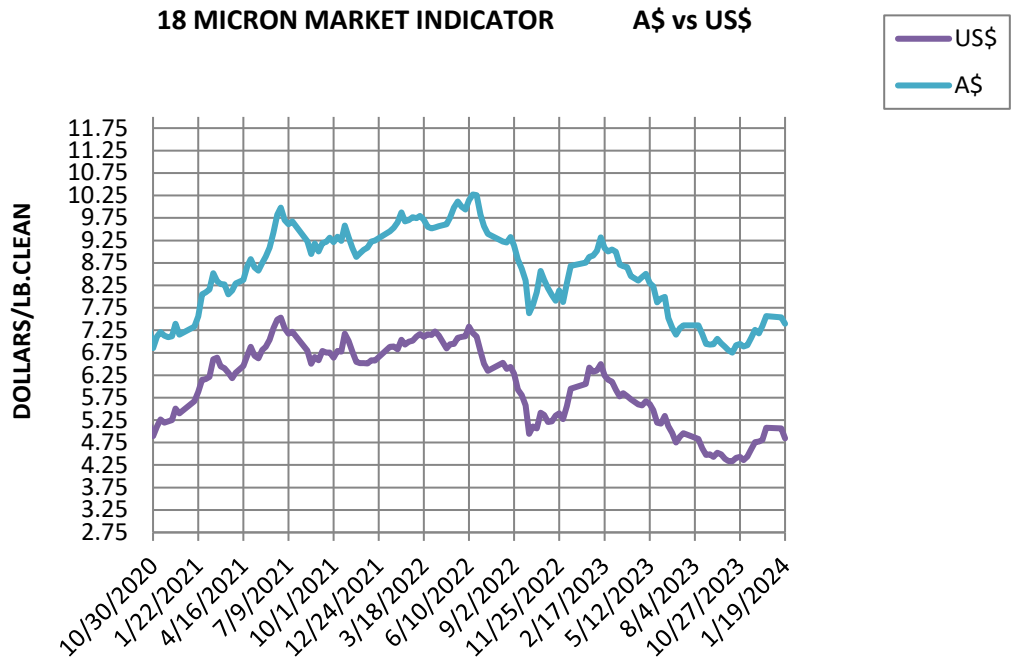




**19 MICRON MARKET INDICATOR A\$ vs US\$**



**18 MICRON MARKET INDICATOR A\$ vs US\$**



17 MICRON MARKET INDICATOR

A\$ vs US\$

