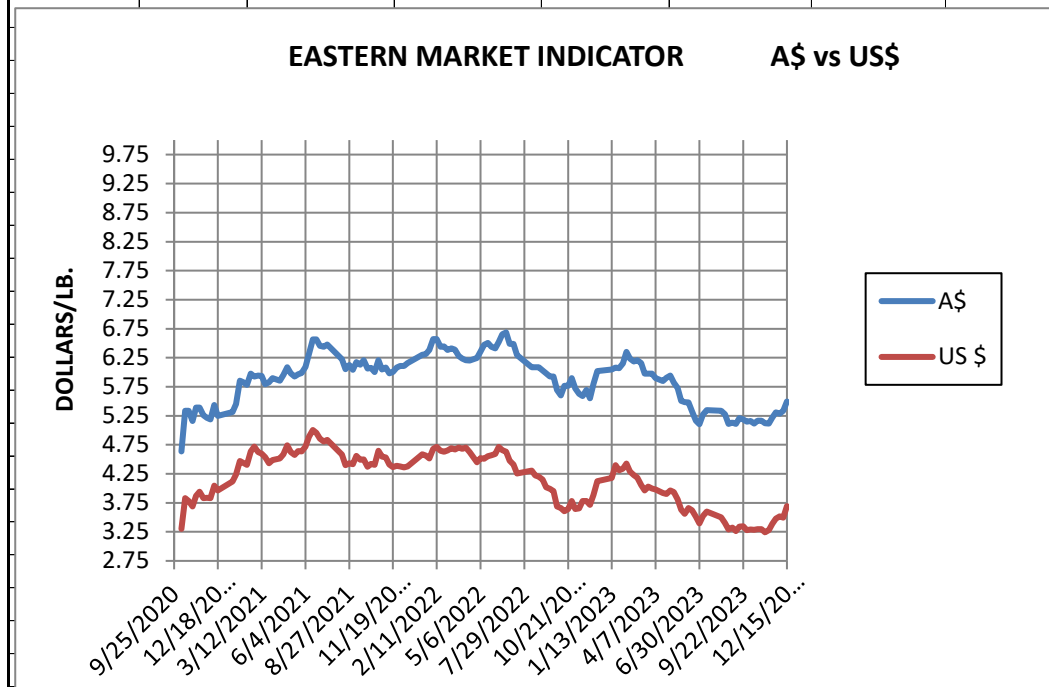


WEEK ENDING
DECEMBER 15, 2023

MARKET INDICATOR CHANGE		US \$/LB.		Clean on floor			
CATEGORY		12/15/2023		12/8/2023		Change	
		A\$	US\$	A\$	US\$	A\$	US\$
EASTERN	MI	\$ 5.50	\$ 3.69	\$ 5.34	\$ 3.49	0.16	0.20
	Micron						
	17	\$ 8.83	\$ 5.93	\$ 8.35	\$ 5.46	0.49	0.47
	18	\$ 7.56	\$ 5.08	\$ 7.34	\$ 4.81	0.22	0.27
	19	\$ 6.78	\$ 4.55	\$ 6.60	\$ 4.32	0.19	0.24
	20	\$ 6.35	\$ 4.27	\$ 6.19	\$ 4.06	0.16	0.21
	21	\$ 6.18	\$ 4.15	\$ 6.09	\$ 3.98	0.10	0.17
	22	\$ 5.82	\$ 3.91	\$ 5.82	\$ 3.81	0.00	0.10
	23	\$ 5.73	\$ 3.85	\$ 5.81	\$ 3.80	-0.07	0.05
	24	\$ 5.12	\$ 3.44	\$ 5.12	\$ 3.35	0.00	0.09
	25	\$ 3.17	\$ 2.13	\$ 3.34	\$ 2.19	-0.17	-0.06
	26	\$ 2.43	\$ 1.63	\$ 2.40	\$ 1.57	0.02	0.06
	28	\$ 1.58	\$ 1.06	\$ 1.58	\$ 1.03	0.01	0.03
	30	\$ 1.47	\$ 0.99	\$ 1.44	\$ 0.94	0.04	0.05
	32	\$ 1.32	\$ 0.88	\$ 1.34	\$ 0.88	-0.02	0.01
	MC	\$ 3.17	\$ 2.13	\$ 3.11	\$ 2.04	0.06	0.09
CURRENCY (US \$/A \$)			\$ 0.6716		\$ 0.6546		0.0170



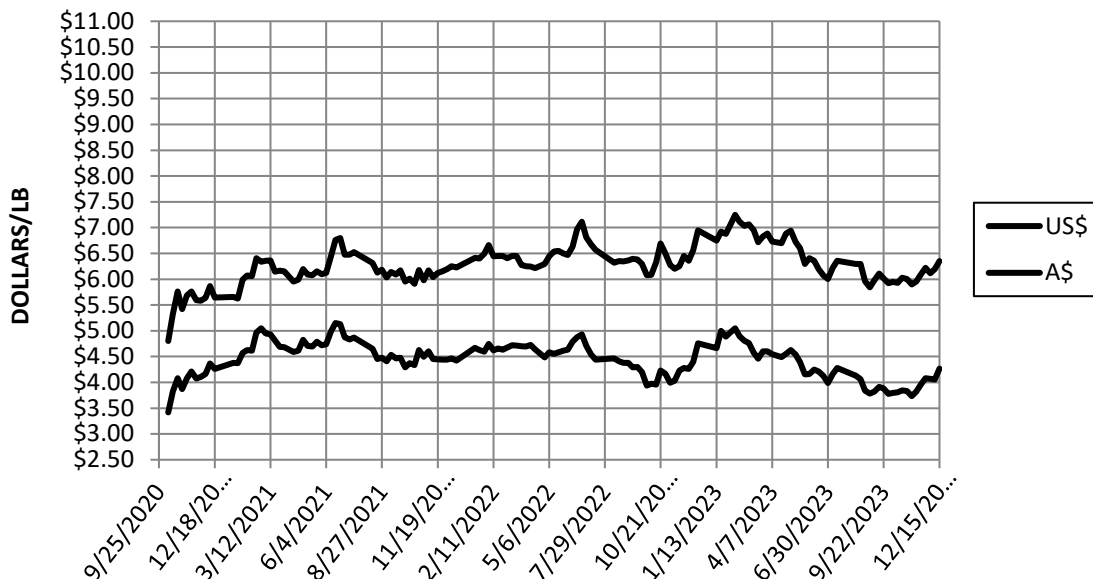
Information source: Wooltrak, Australian Wool Exchange, Weekly Market Review

WEEK ENDING
DECEMBER 15, 2023

MARKET INDICATOR CHANGES US \$/LB. Clean on floor

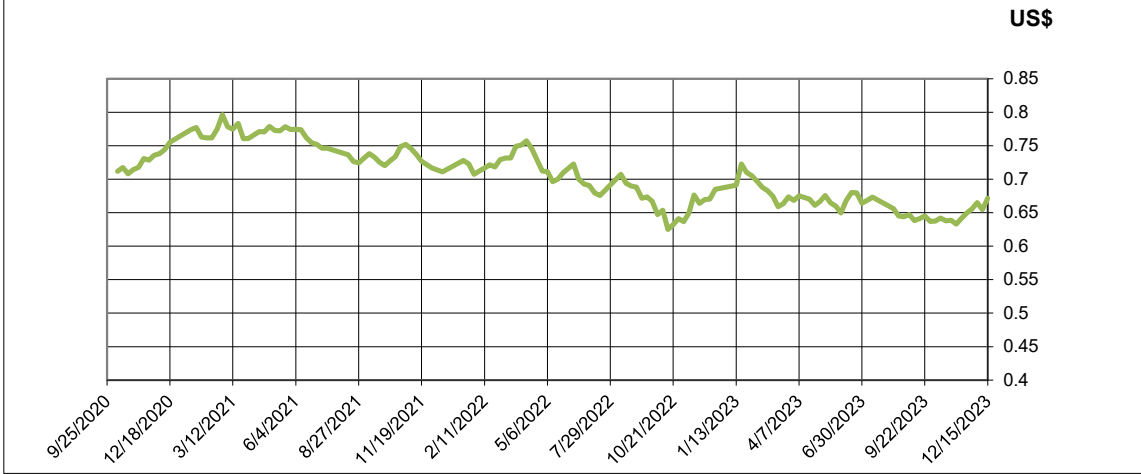
CATEGORY	12/15/2023		12/8/2023		Change	
	A\$	US\$	A\$	US\$	A\$	US\$
EASTERN MI	\$ 5.50	\$ 3.69	\$ 5.34	\$ 3.49	0.16	0.20
Micron						
17	\$ 8.83	\$ 5.93	\$ 8.35	\$ 5.46	0.49	0.47
18	\$ 7.56	\$ 5.08	\$ 7.34	\$ 4.81	0.22	0.27
19	\$ 6.78	\$ 4.55	\$ 6.60	\$ 4.32	0.19	0.24
20	\$ 6.35	\$ 4.27	\$ 6.19	\$ 4.06	0.16	0.21
21	\$ 6.18	\$ 4.15	\$ 6.09	\$ 3.98	0.10	0.17
22	\$ 5.82	\$ 3.91	\$ 5.82	\$ 3.81	0.00	0.10
23	\$ 5.73	\$ 3.85	\$ 5.81	\$ 3.80	-0.07	0.05
24	\$ 5.12	\$ 3.44	\$ 5.12	\$ 3.35	0.00	0.09
25	\$ 3.17	\$ 2.13	\$ 3.34	\$ 2.19	-0.17	-0.06
26	\$ 2.43	\$ 1.63	\$ 2.40	\$ 1.57	0.02	0.06
28	\$ 1.58	\$ 1.06	\$ 1.58	\$ 1.03	0.01	0.03
30	\$ 1.47	\$ 0.99	\$ 1.44	\$ 0.94	0.04	0.05
32	\$ 1.32	\$ 0.88	\$ 1.34	\$ 0.88	-0.02	0.01
MC	\$ 3.17	\$ 2.13	\$ 3.11	\$ 2.04	0.06	0.09
CURRENCY (US \$/A \$)		\$ 0.6716		\$ 0.6546		0.0170

20 MICRON MARKET INDICATOR

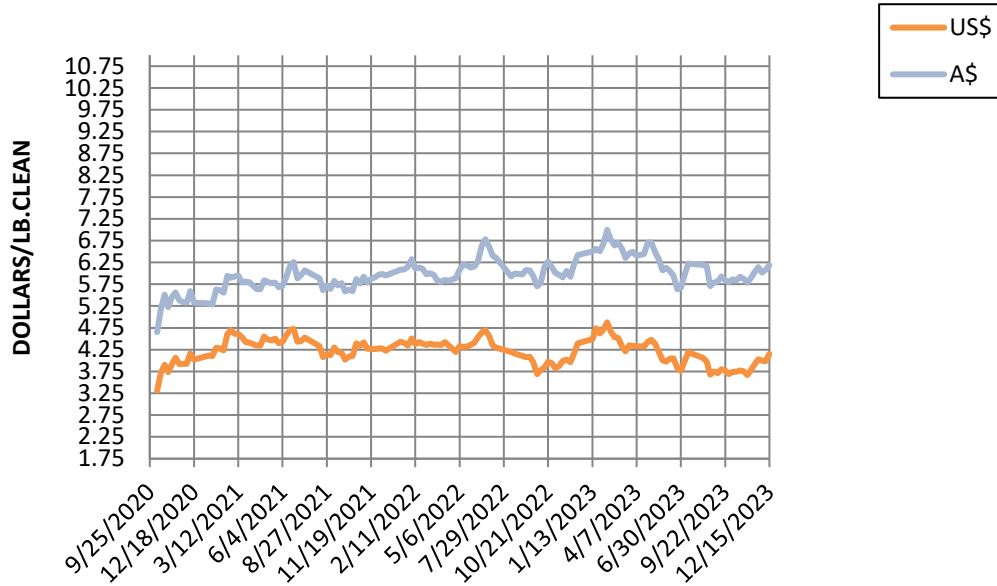


Information source: Wooltrak, Australian Wool Exchange, Weekly Market Review

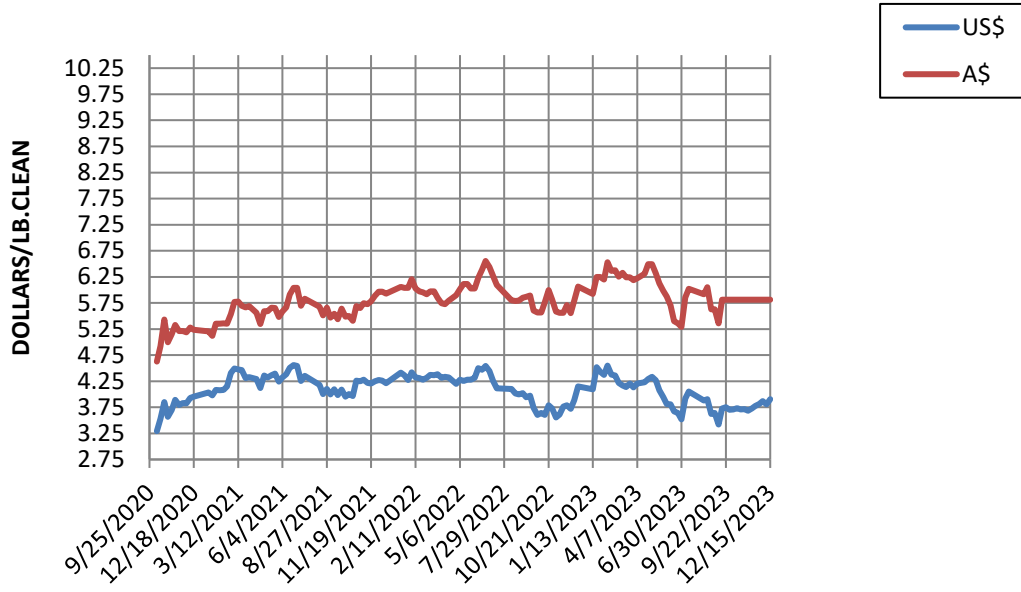
CURRENCY RATE (US\$:A\$)



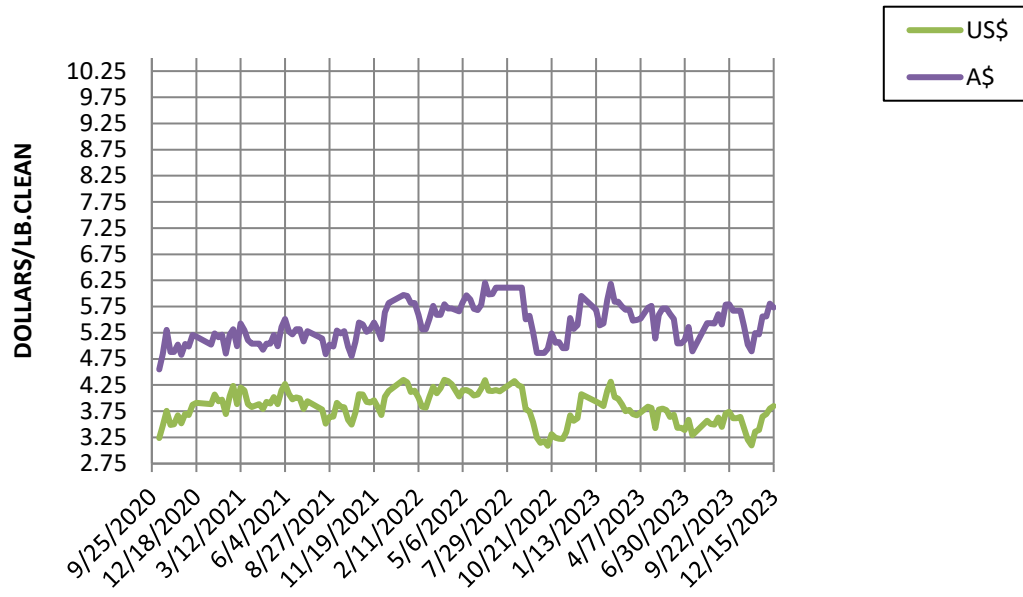
21 MICRON MARKET INDICATOR A\$ vs US\$



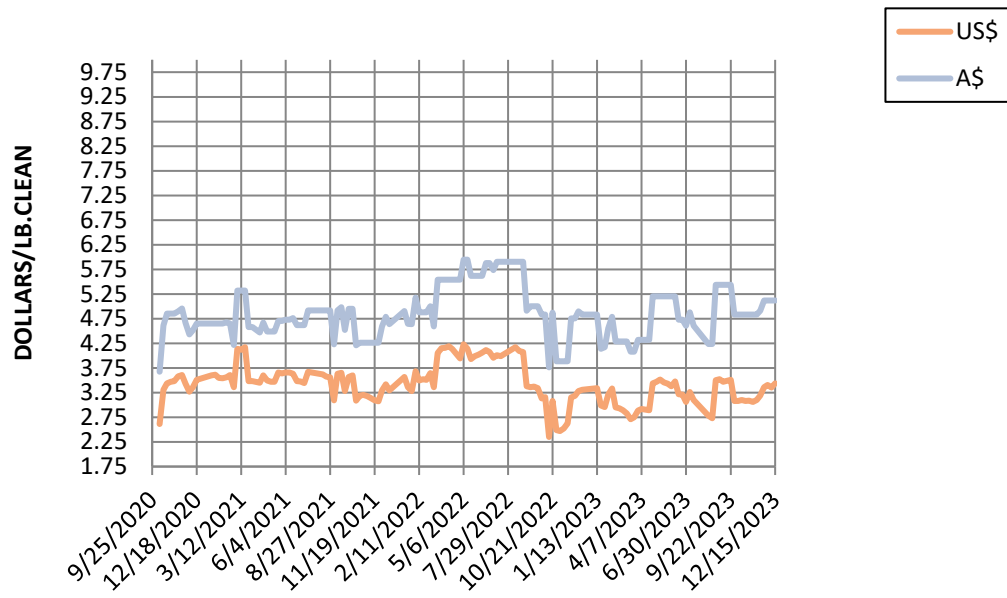
22 MICRON MARKET INDICATOR A\$ vs US\$



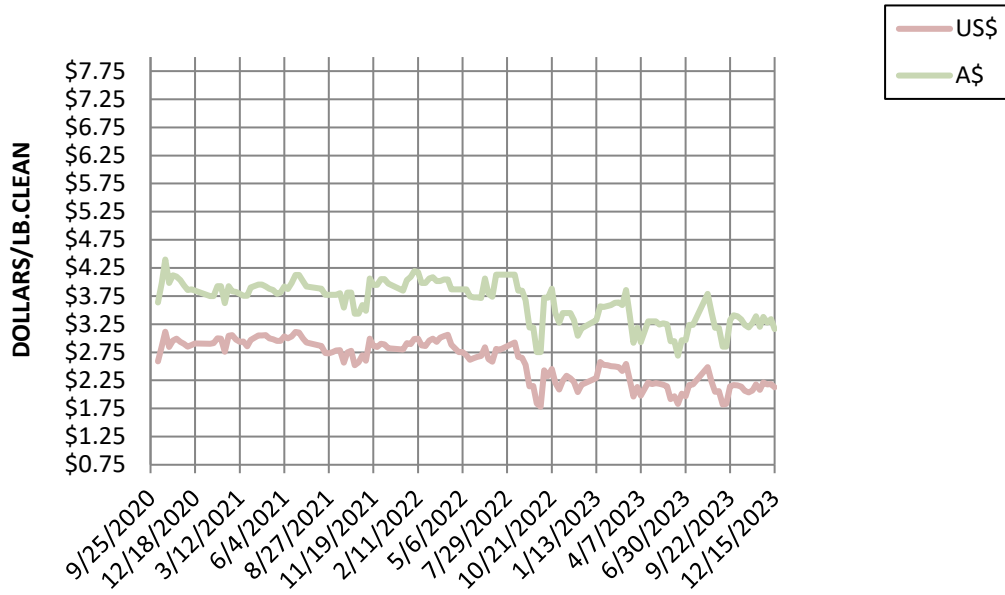
23 MICRON MARKET INDICATOR A\$ vs US\$



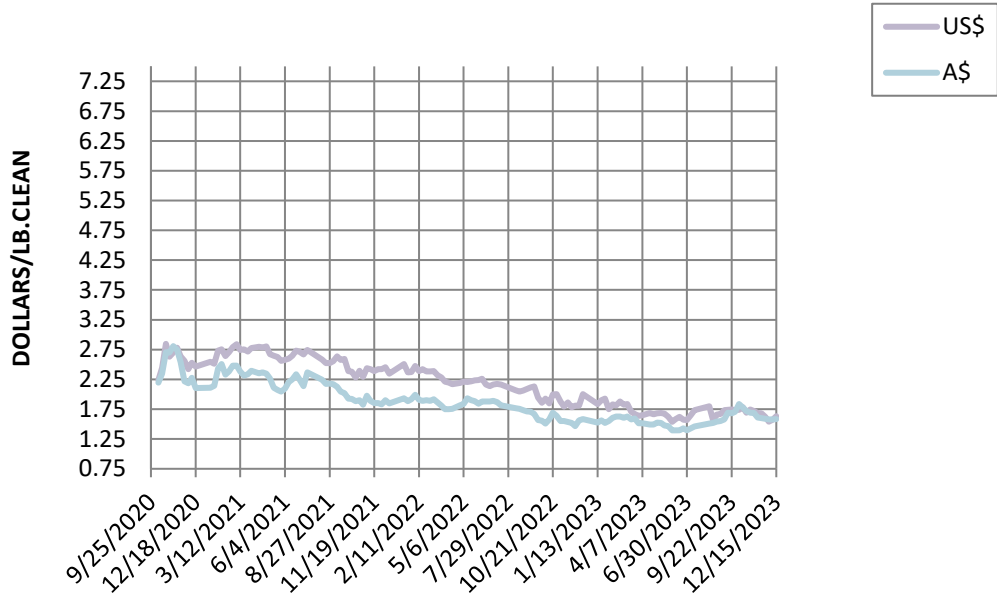
24 MICRON MARKET INDICATOR A\$ vs US\$



25 MICRON MARKET INDICATOR A\$ vs US\$

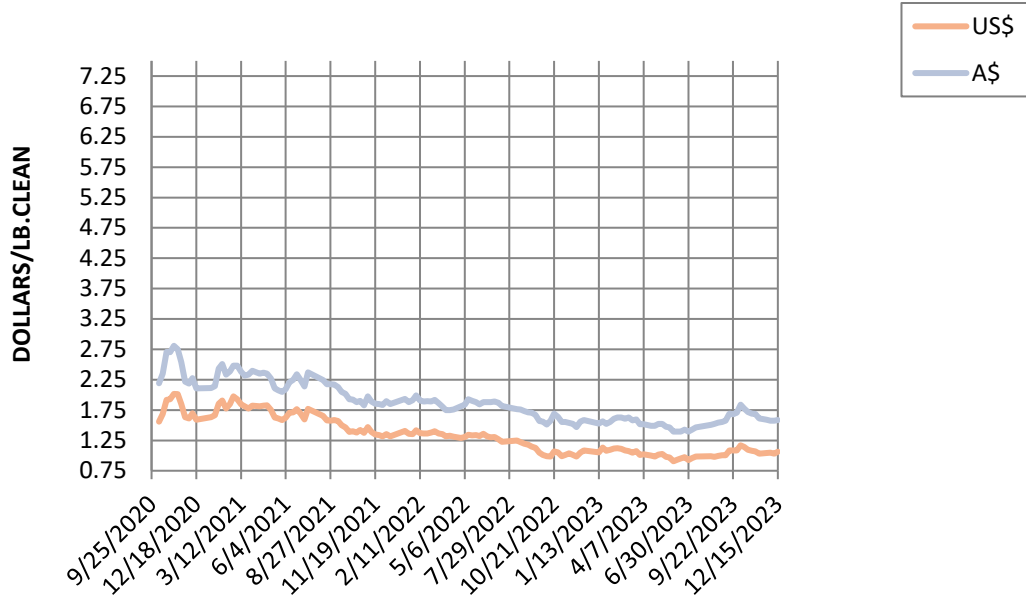


26 MICRON MARKET INDICATOR A\$ vs US\$



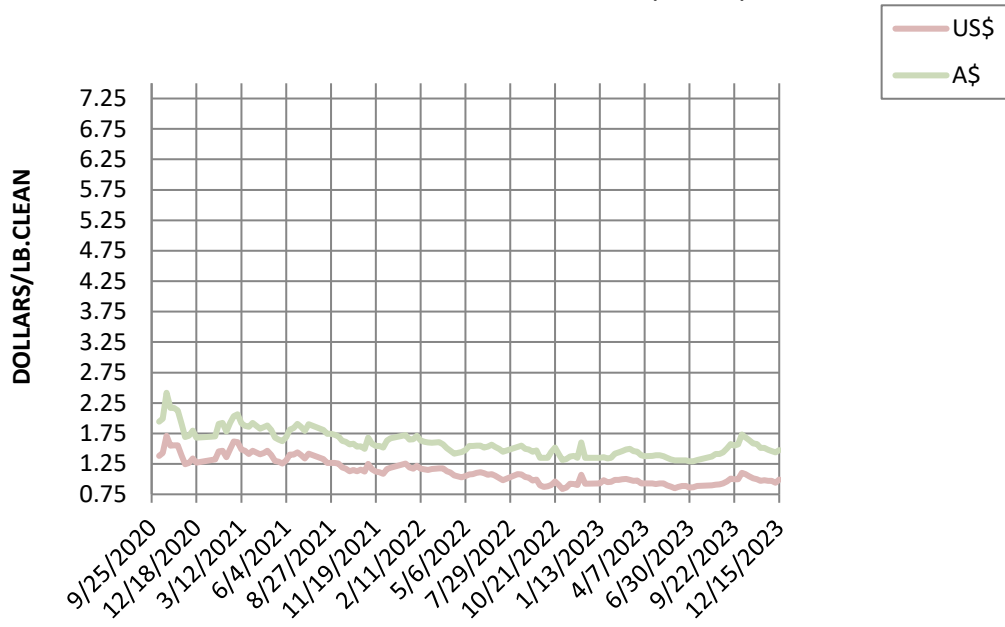
28 MICRON MARKET INDICATOR

A\$ vs US\$



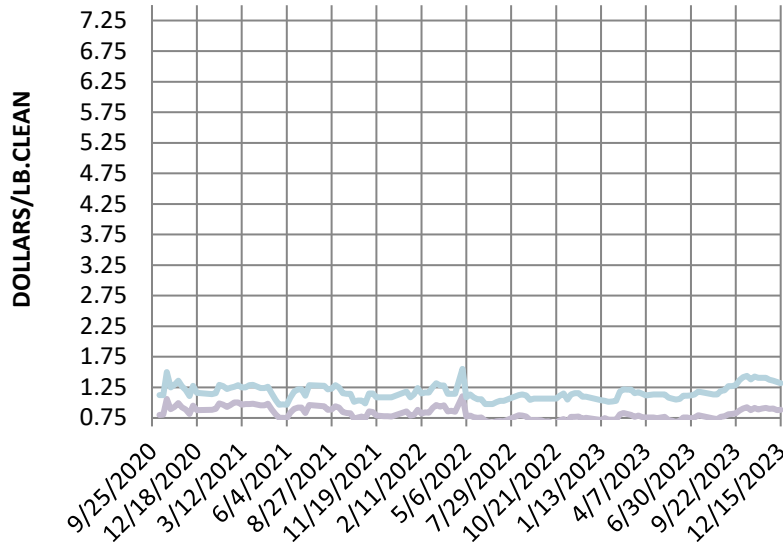
30 MICRON MARKET INDICATOR

A\$ vs US\$



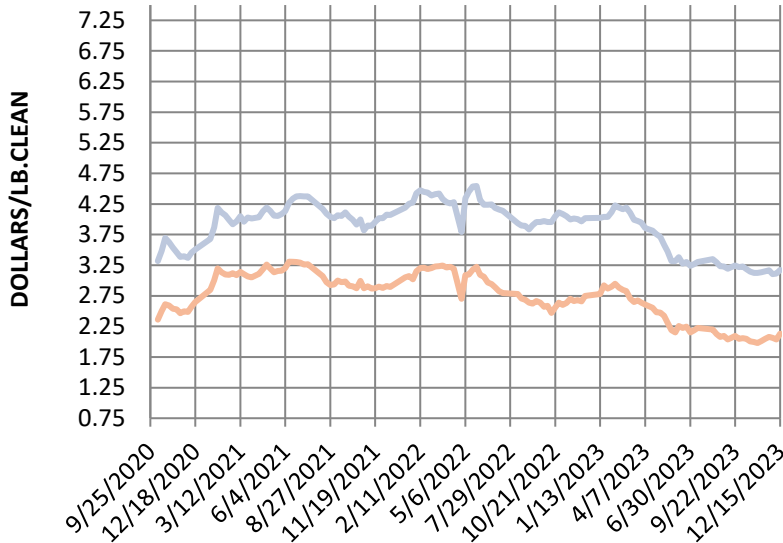
32 MICRON MARKET INDICATOR

A\$ vs US\$

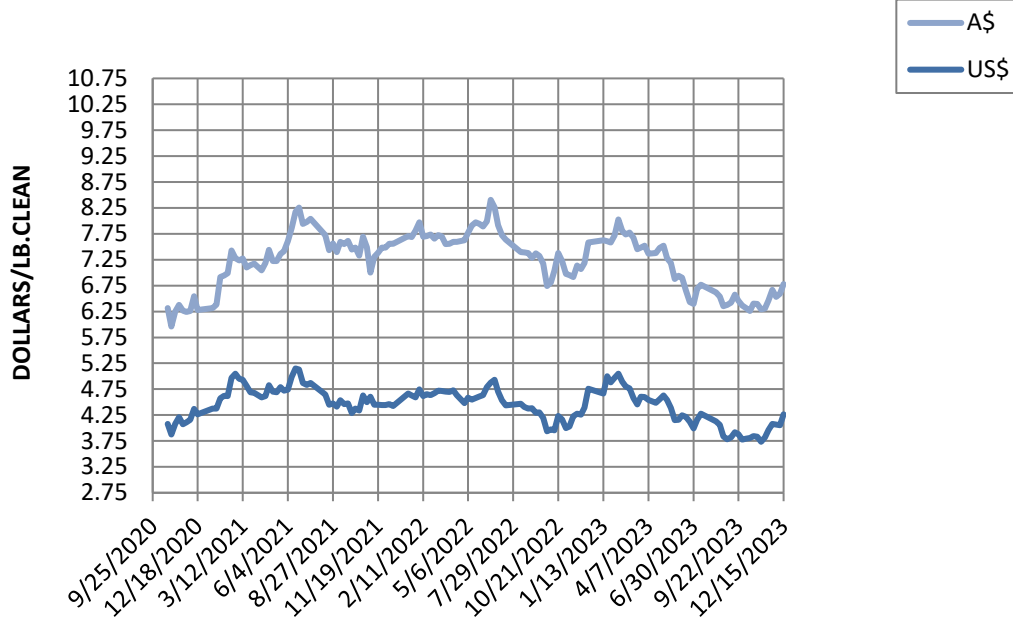


MC MICRON MARKET INDICATOR

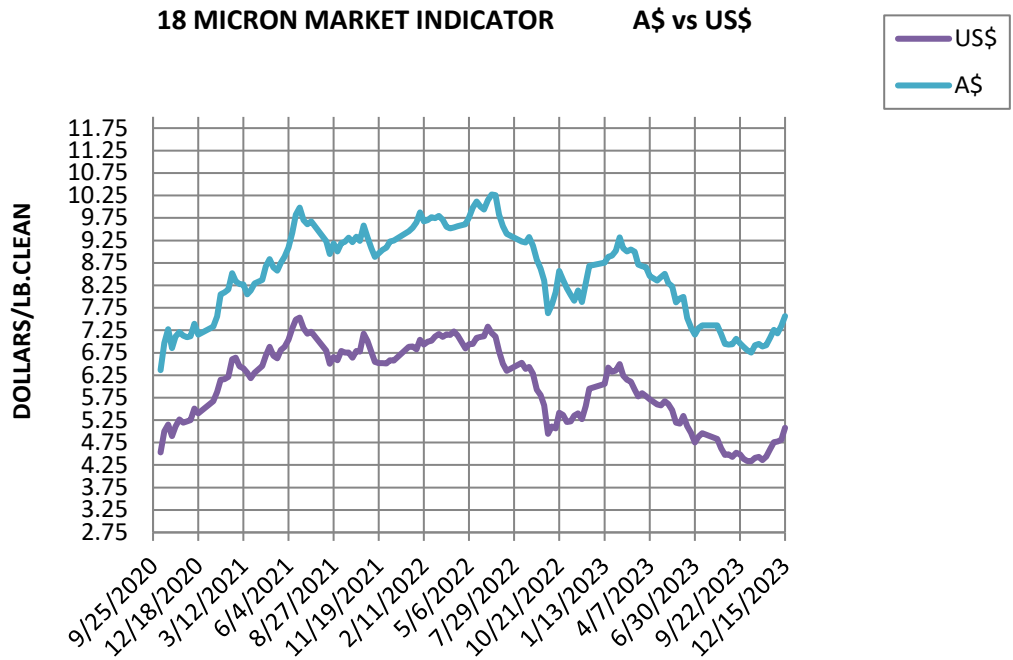
A\$ vs US\$



19 MICRON MARKET INDICATOR A\$ vs US\$



18 MICRON MARKET INDICATOR A\$ vs US\$



17 MICRON MARKET INDICATOR

A\$ vs US\$

