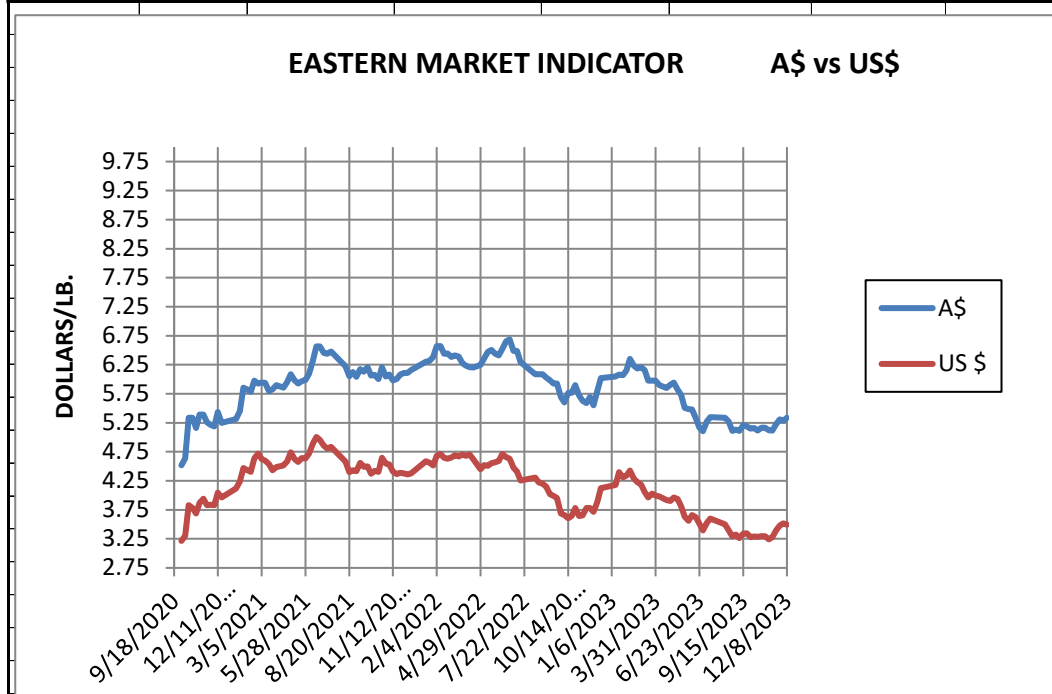


WEEK ENDING
DECEMBER 8, 2023

MARKET INDICATOR CHANGE		US \$/LB.		Clean on floor			
CATEGORY		12/8/2023		12/1/2023		Change	
		A\$	US\$	A\$	US\$	A\$	US\$
EASTERN	MI	\$ 5.34	\$ 3.49	\$ 5.29	\$ 3.52	0.05	-0.02
	Micron						
	17	\$ 8.35	\$ 5.46	\$ 8.13	\$ 5.41	0.21	0.05
	18	\$ 7.34	\$ 4.81	\$ 7.18	\$ 4.77	0.16	0.03
	19	\$ 6.60	\$ 4.32	\$ 6.53	\$ 4.34	0.07	-0.03
	20	\$ 6.19	\$ 4.06	\$ 6.11	\$ 4.07	0.08	-0.01
	21	\$ 6.09	\$ 3.98	\$ 6.01	\$ 4.00	0.07	-0.02
	22	\$ 5.82	\$ 3.81	\$ 5.82	\$ 3.87	0.00	-0.06
	23	\$ 5.81	\$ 3.80	\$ 5.56	\$ 3.70	0.24	0.10
	24	\$ 5.12	\$ 3.35	\$ 5.12	\$ 3.41	0.00	-0.05
	25	\$ 3.34	\$ 2.19	\$ 3.27	\$ 2.18	0.06	0.01
	26	\$ 2.40	\$ 1.57	\$ 2.32	\$ 1.54	0.09	0.03
	28	\$ 1.58	\$ 1.03	\$ 1.58	\$ 1.05	0.00	-0.02
	30	\$ 1.44	\$ 0.94	\$ 1.46	\$ 0.97	-0.02	-0.03
	32	\$ 1.34	\$ 0.88	\$ 1.36	\$ 0.91	-0.02	-0.03
	MC	\$ 3.11	\$ 2.04	\$ 3.10	\$ 2.06	0.01	-0.03
CURRENCY (US \$/A \$)			\$ 0.6546		\$ 0.6651		-0.0105



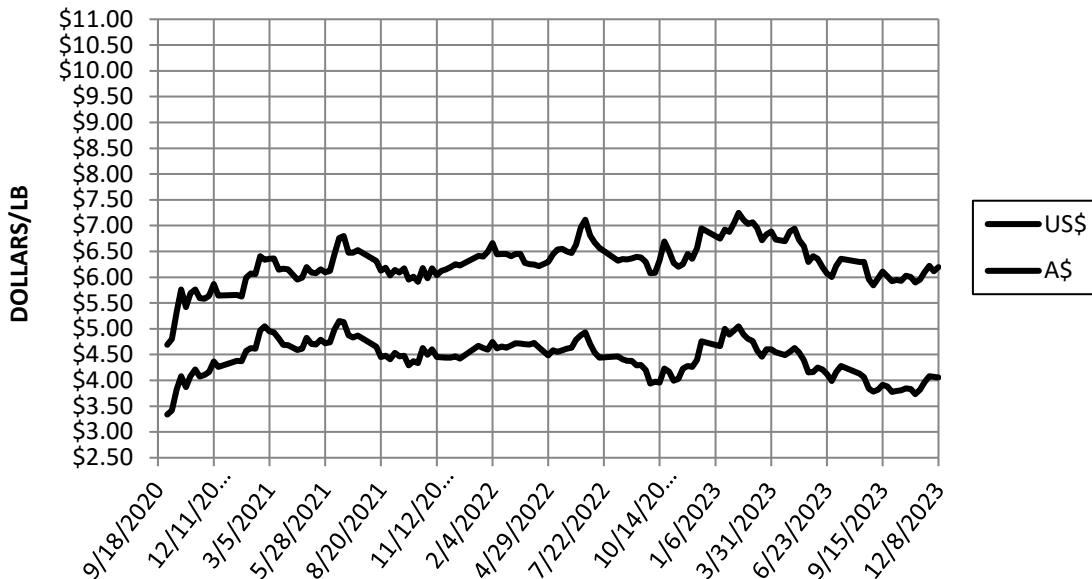
Information source: Wooltrak, Australian Wool Exchange, Weekly Market Review

WEEK ENDING
DECEMBER 8, 2023

MARKET INDICATOR CHANGES US \$/LB. Clean on floor

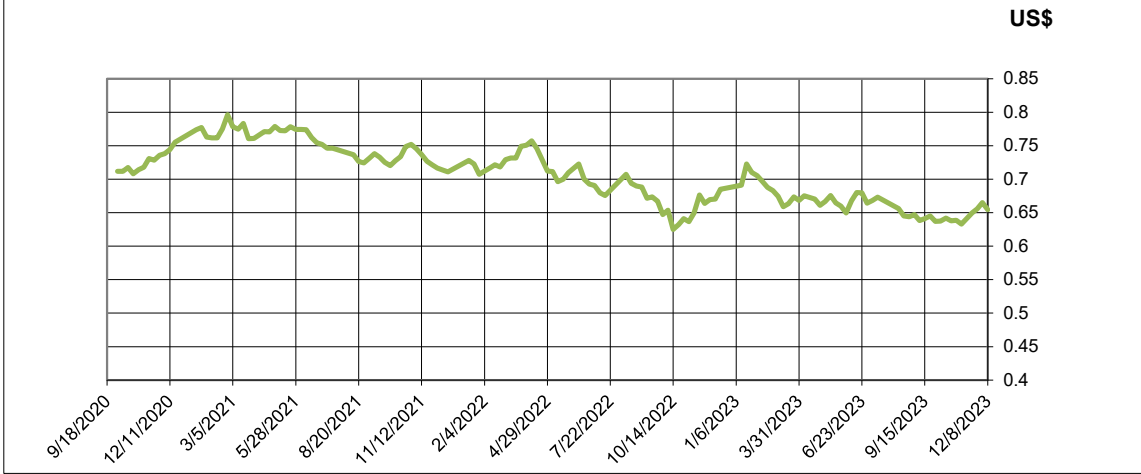
CATEGORY	12/8/2023		12/1/2023		Change	
	A\$	US\$	A\$	US\$	A\$	US\$
EASTERN MI	\$ 5.34	\$ 3.49	\$ 5.29	\$ 3.52	0.05	-0.02
Micron						
17	\$ 8.35	\$ 5.46	\$ 8.13	\$ 5.41	0.21	0.05
18	\$ 7.34	\$ 4.81	\$ 7.18	\$ 4.77	0.16	0.03
19	\$ 6.60	\$ 4.32	\$ 6.53	\$ 4.34	0.07	-0.03
20	\$ 6.19	\$ 4.06	\$ 6.11	\$ 4.07	0.08	-0.01
21	\$ 6.09	\$ 3.98	\$ 6.01	\$ 4.00	0.07	-0.02
22	\$ 5.82	\$ 3.81	\$ 5.82	\$ 3.87	0.00	-0.06
23	\$ 5.81	\$ 3.80	\$ 5.56	\$ 3.70	0.24	0.10
24	\$ 5.12	\$ 3.35	\$ 5.12	\$ 3.41	0.00	-0.05
25	\$ 3.34	\$ 2.19	\$ 3.27	\$ 2.18	0.06	0.01
26	\$ 2.40	\$ 1.57	\$ 2.32	\$ 1.54	0.09	0.03
28	\$ 1.58	\$ 1.03	\$ 1.58	\$ 1.05	0.00	-0.02
30	\$ 1.44	\$ 0.94	\$ 1.46	\$ 0.97	-0.02	-0.03
32	\$ 1.34	\$ 0.88	\$ 1.36	\$ 0.91	-0.02	-0.03
MC	\$ 3.11	\$ 2.04	\$ 3.10	\$ 2.06	0.01	-0.03
CURRENCY (US \$/A \$)		\$ 0.6546		\$ 0.6651		-0.0105

20 MICRON MARKET INDICATOR

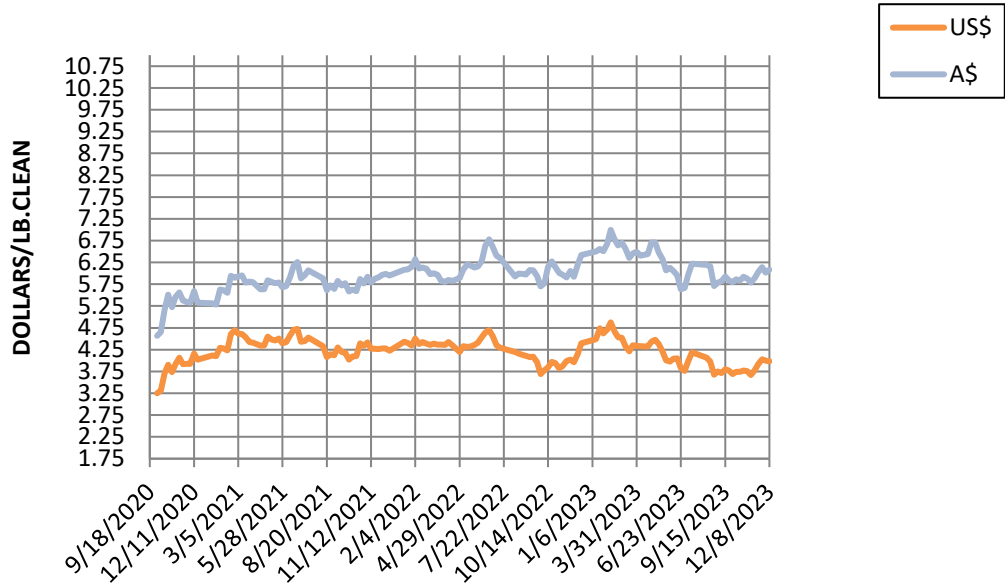


Information source: Wooltrak, Australian Wool Exchange, Weekly Market Review

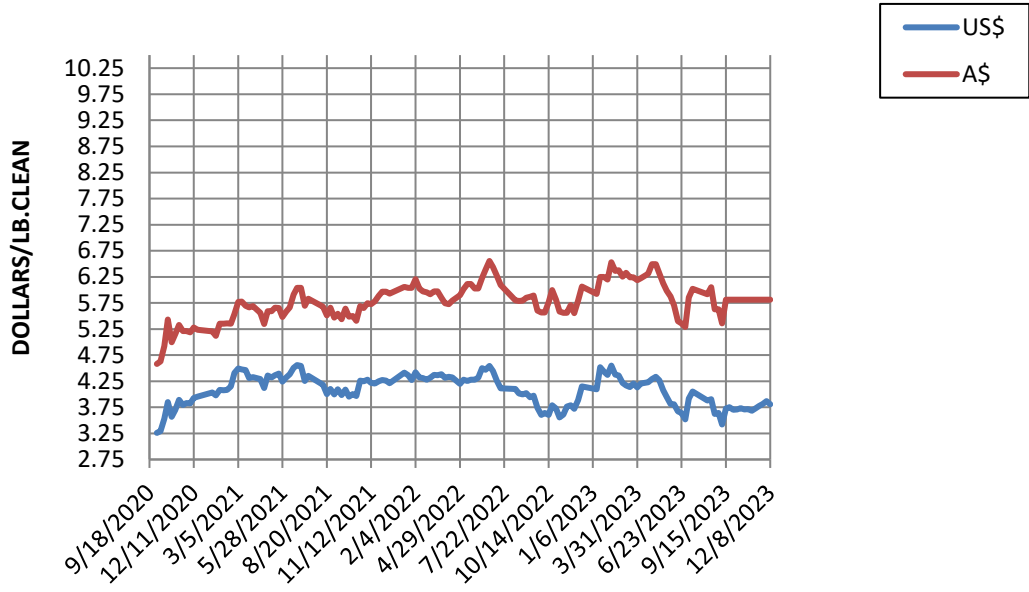
CURRENCY RATE (US\$:A\$)



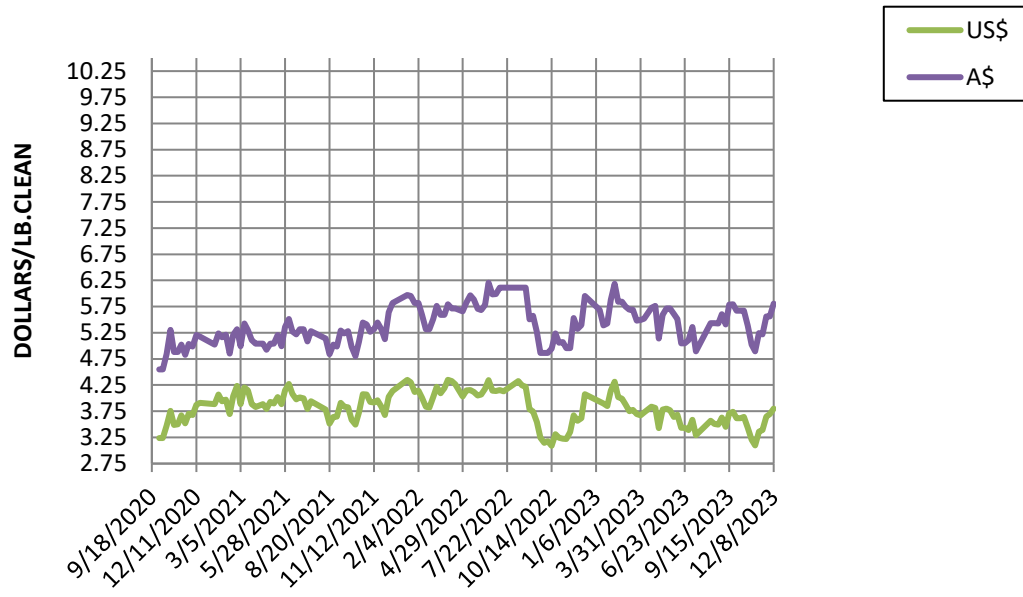
21 MICRON MARKET INDICATOR A\$ vs US\$



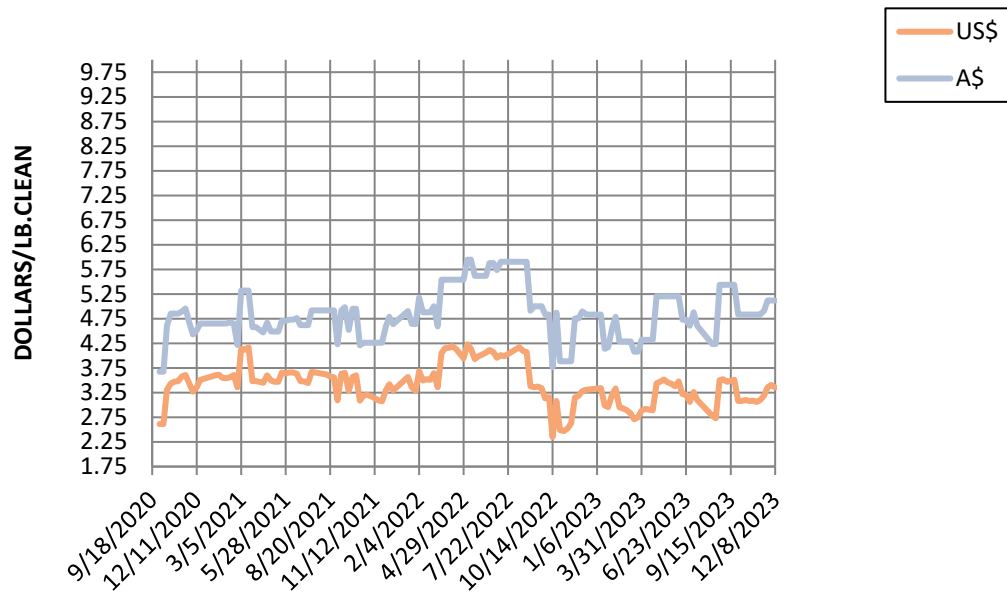
22 MICRON MARKET INDICATOR A\$ vs US\$



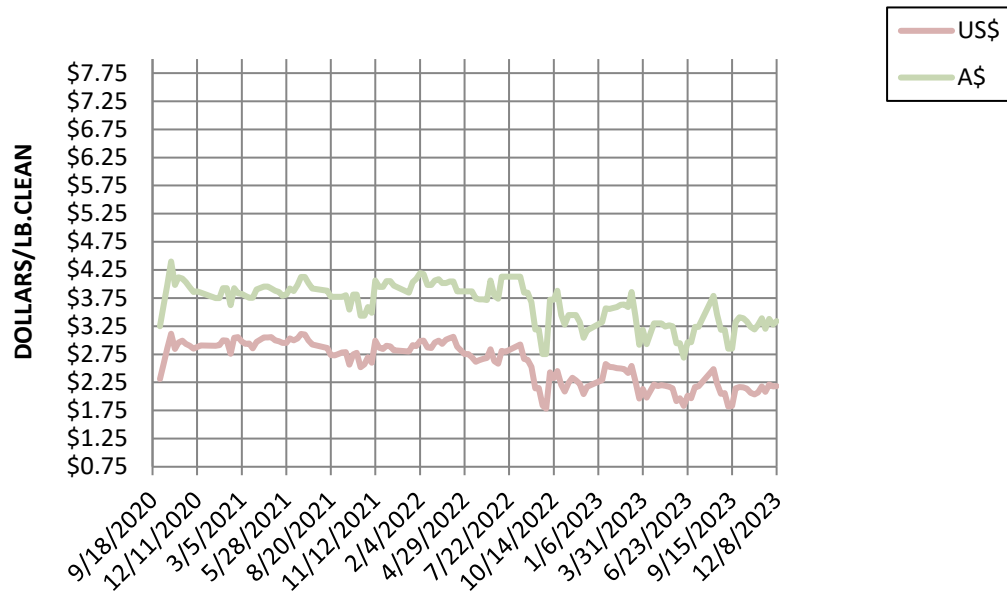
23 MICRON MARKET INDICATOR A\$ vs US\$



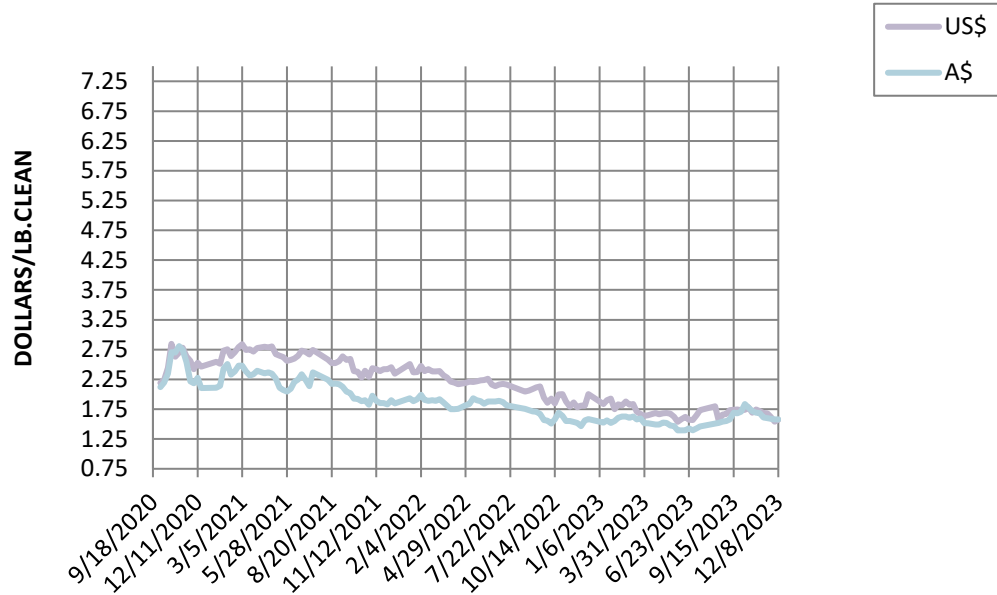
24 MICRON MARKET INDICATOR A\$ vs US\$



25 MICRON MARKET INDICATOR A\$ vs US\$

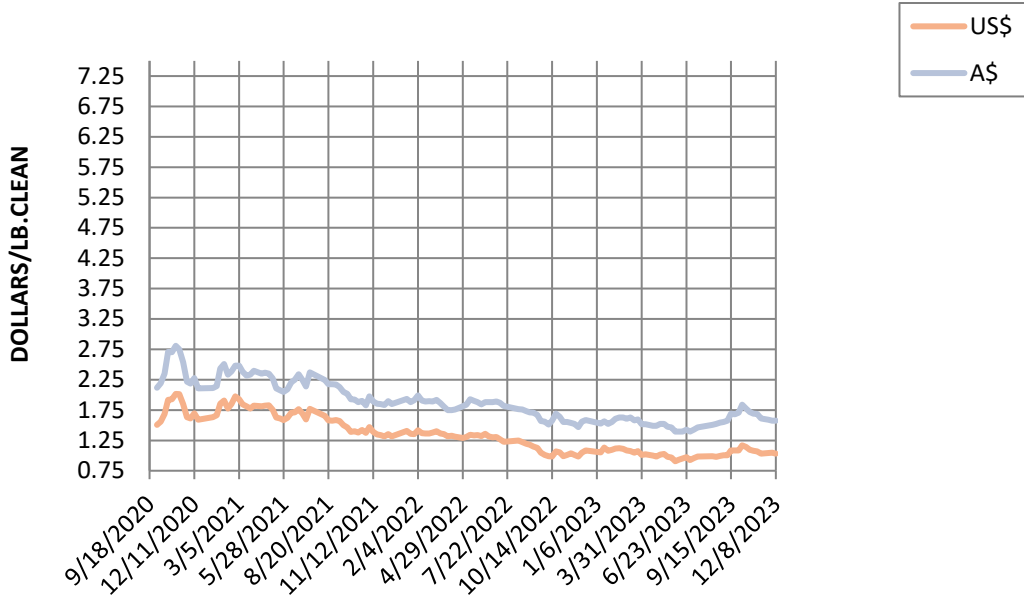


26 MICRON MARKET INDICATOR A\$ vs US\$



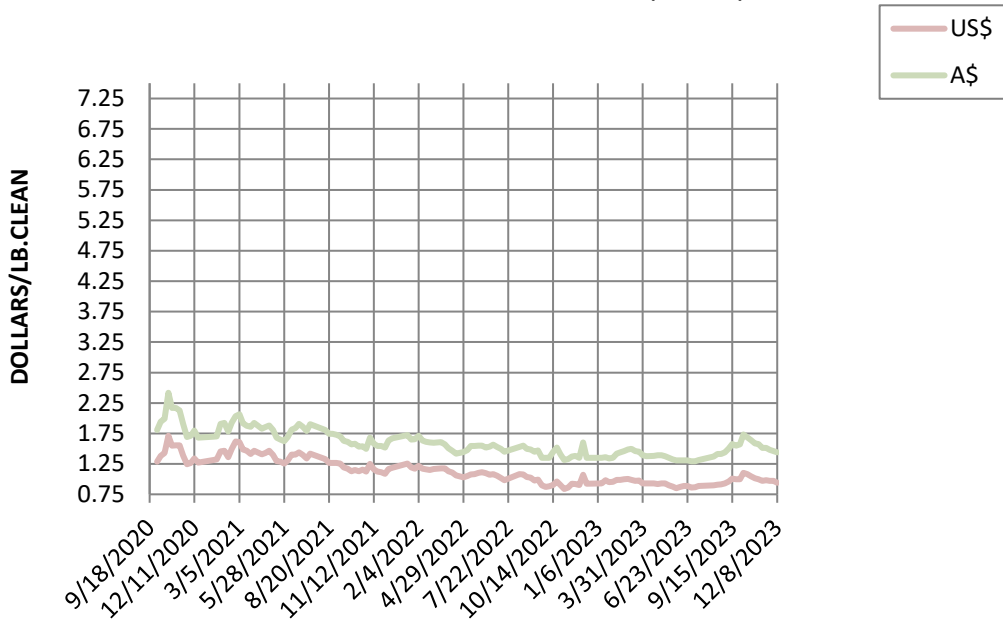
28 MICRON MARKET INDICATOR

A\$ vs US\$



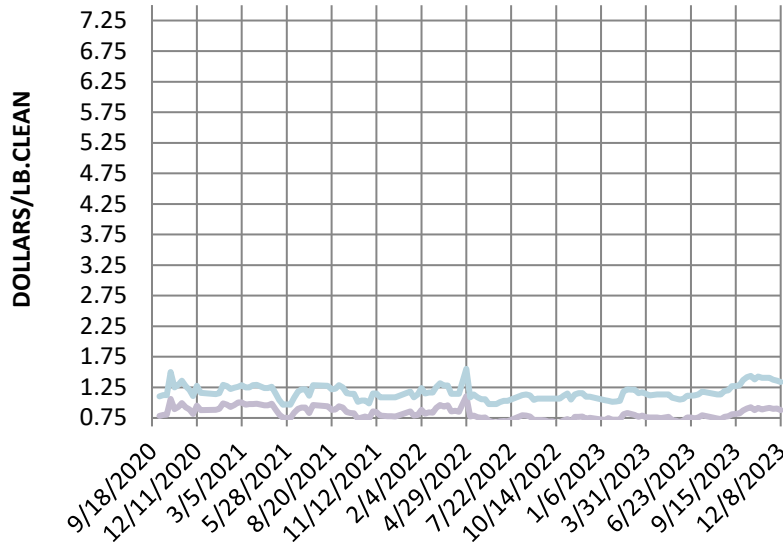
30 MICRON MARKET INDICATOR

A\$ vs US\$



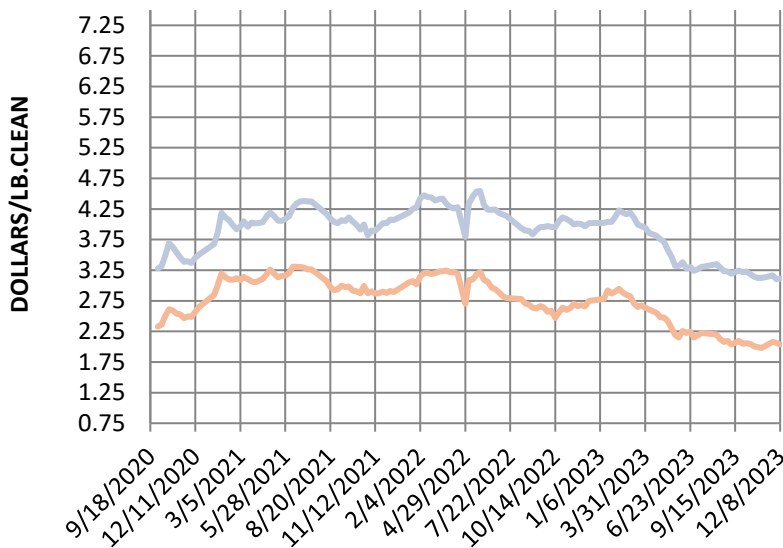
32 MICRON MARKET INDICATOR

A\$ vs US\$

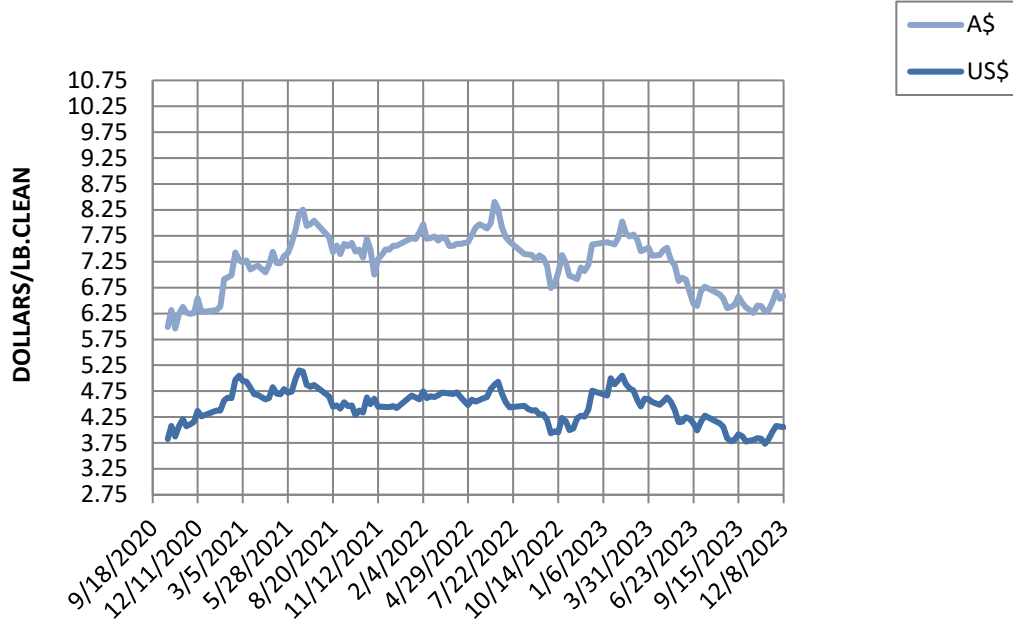


MC MICRON MARKET INDICATOR

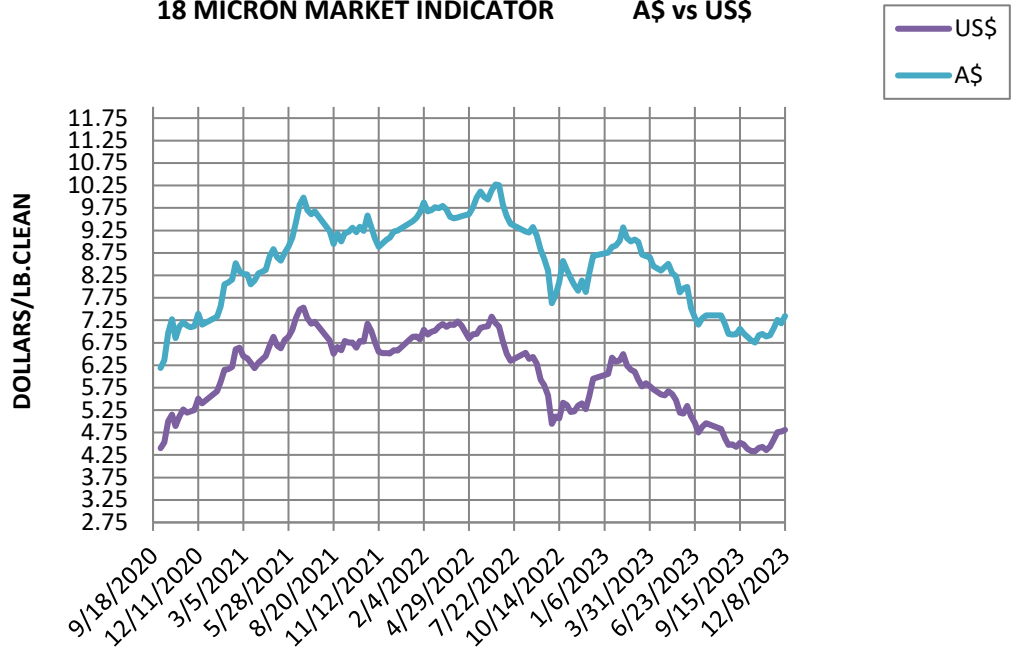
A\$ vs US\$



19 MICRON MARKET INDICATOR A\$ vs US\$



18 MICRON MARKET INDICATOR A\$ vs US\$



17 MICRON MARKET INDICATOR

A\$ vs US\$

