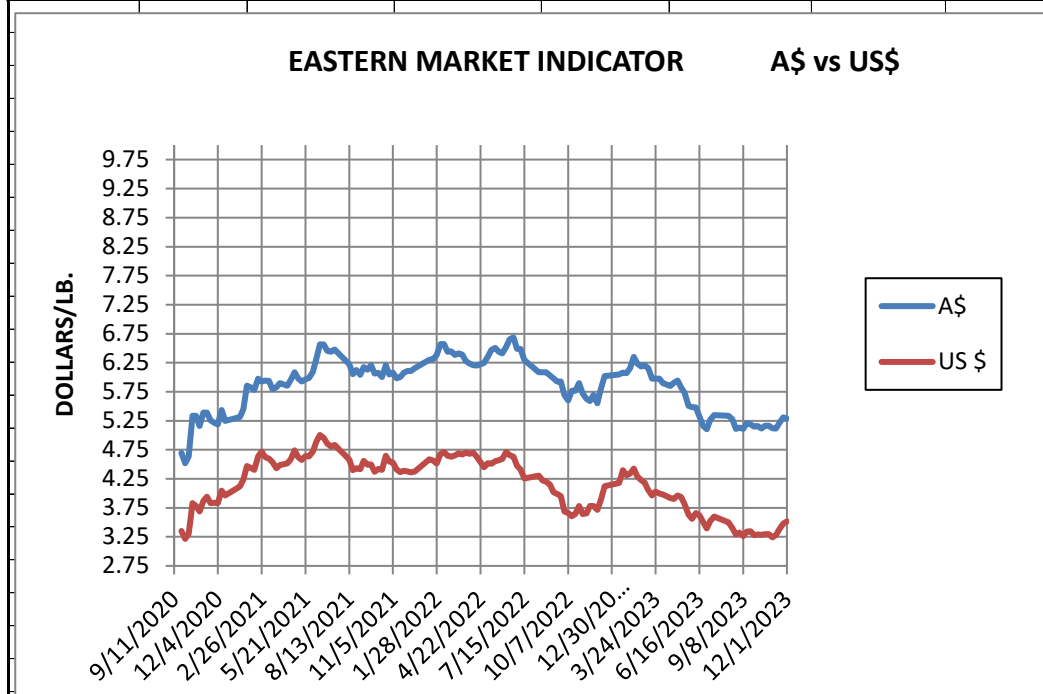


WEEK ENDING
DECEMBER 1, 2023

MARKET INDICATOR CHANGE		US \$/LB.		Clean on floor			
CATEGORY		12/1/2023		11/24/2023		Change	
		A\$	US\$	A\$	US\$	A\$	US\$
EASTERN	MI	\$ 5.29	\$ 3.52	\$ 5.31	\$ 3.48	-0.02	0.04
	Micron						
	17	\$ 8.13	\$ 5.41	\$ 8.08	\$ 5.30	0.05	0.11
	18	\$ 7.18	\$ 4.77	\$ 7.26	\$ 4.76	-0.08	0.02
	19	\$ 6.53	\$ 4.34	\$ 6.66	\$ 4.37	-0.14	-0.03
	20	\$ 6.11	\$ 4.07	\$ 6.22	\$ 4.08	-0.11	-0.01
	21	\$ 6.01	\$ 4.00	\$ 6.14	\$ 4.03	-0.12	-0.03
	22	\$ 5.82	\$ 3.87	\$ 5.82	\$ 3.81	0.00	0.05
	23	\$ 5.56	\$ 3.70	\$ 5.56	\$ 3.65	0.00	0.05
	24	\$ 5.12	\$ 3.41	\$ 5.12	\$ 3.36	0.00	0.05
	25	\$ 3.27	\$ 2.18	\$ 3.38	\$ 2.22	-0.10	-0.04
	26	\$ 2.32	\$ 1.54	\$ 2.48	\$ 1.62	-0.16	-0.08
	28	\$ 1.58	\$ 1.05	\$ 1.59	\$ 1.04	-0.01	0.01
	30	\$ 1.46	\$ 0.97	\$ 1.48	\$ 0.97	-0.02	0.00
	32	\$ 1.36	\$ 0.91	\$ 1.37	\$ 0.90	-0.01	0.00
	MC	\$ 3.10	\$ 2.06	\$ 3.17	\$ 2.08	-0.06	-0.01
CURRENCY (US \$/A \$)			\$ 0.6651		\$ 0.6557		0.0094



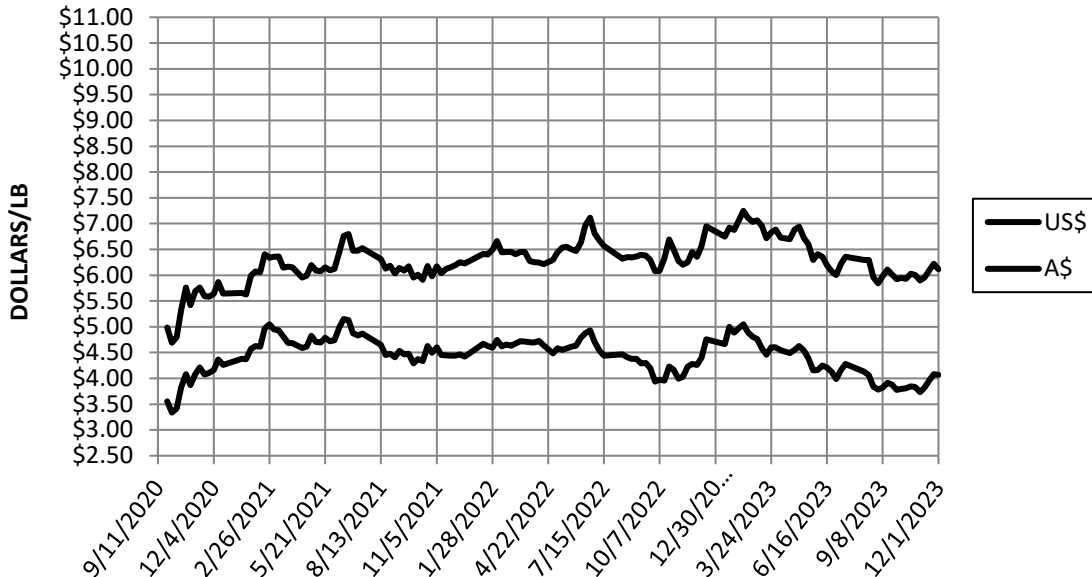
Information source: Wooltrak, Australian Wool Exchange, Weekly Market Review

WEEK ENDING
DECEMBER 1, 2023

MARKET INDICATOR CHANGES US \$/LB. Clean on floor

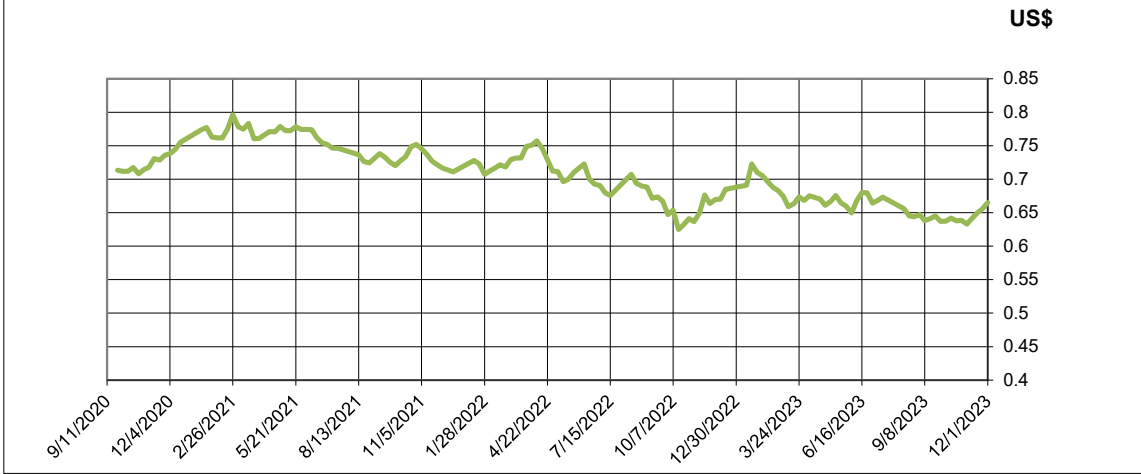
CATEGORY	12/1/2023		11/24/2023		Change	
	A\$	US\$	A\$	US\$	A\$	US\$
EASTERN MI	\$ 5.29	\$ 3.52	\$ 5.31	\$ 3.48	-0.02	0.04
Micron						
17	\$ 8.13	\$ 5.41	\$ 8.08	\$ 5.30	0.05	0.11
18	\$ 7.18	\$ 4.77	\$ 7.26	\$ 4.76	-0.08	0.02
19	\$ 6.53	\$ 4.34	\$ 6.66	\$ 4.37	-0.14	-0.03
20	\$ 6.11	\$ 4.07	\$ 6.22	\$ 4.08	-0.11	-0.01
21	\$ 6.01	\$ 4.00	\$ 6.14	\$ 4.03	-0.12	-0.03
22	\$ 5.82	\$ 3.87	\$ 5.82	\$ 3.81	0.00	0.05
23	\$ 5.56	\$ 3.70	\$ 5.56	\$ 3.65	0.00	0.05
24	\$ 5.12	\$ 3.41	\$ 5.12	\$ 3.36	0.00	0.05
25	\$ 3.27	\$ 2.18	\$ 3.38	\$ 2.22	-0.10	-0.04
26	\$ 2.32	\$ 1.54	\$ 2.48	\$ 1.62	-0.16	-0.08
28	\$ 1.58	\$ 1.05	\$ 1.59	\$ 1.04	-0.01	0.01
30	\$ 1.46	\$ 0.97	\$ 1.48	\$ 0.97	-0.02	0.00
32	\$ 1.36	\$ 0.91	\$ 1.37	\$ 0.90	-0.01	0.00
MC	\$ 3.10	\$ 2.06	\$ 3.17	\$ 2.08	-0.06	-0.01
CURRENCY (US \$/A \$)		\$ 0.6651		\$ 0.6557		0.0094

20 MICRON MARKET INDICATOR

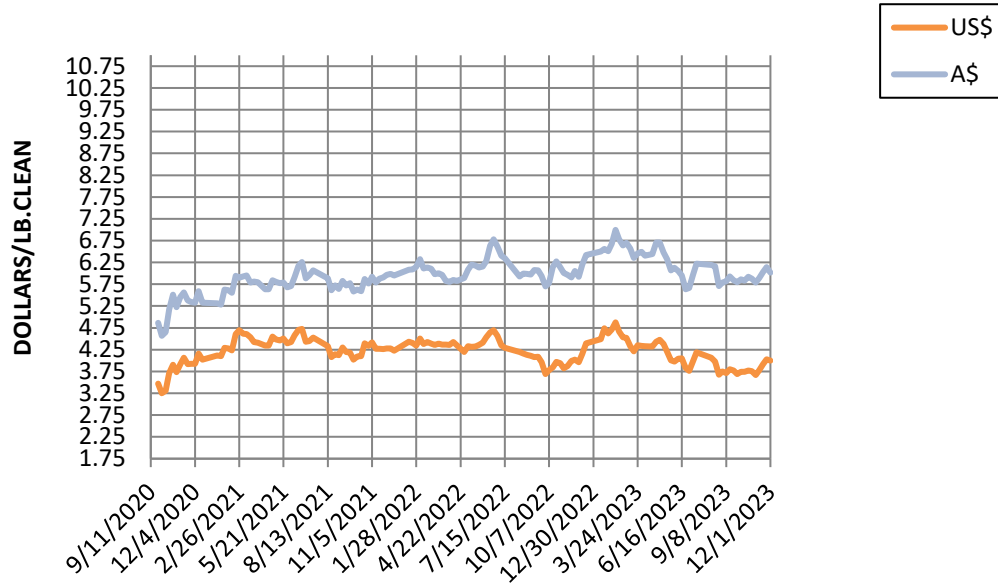


Information source: Wooltrak, Australian Wool Exchange, Weekly Market Review

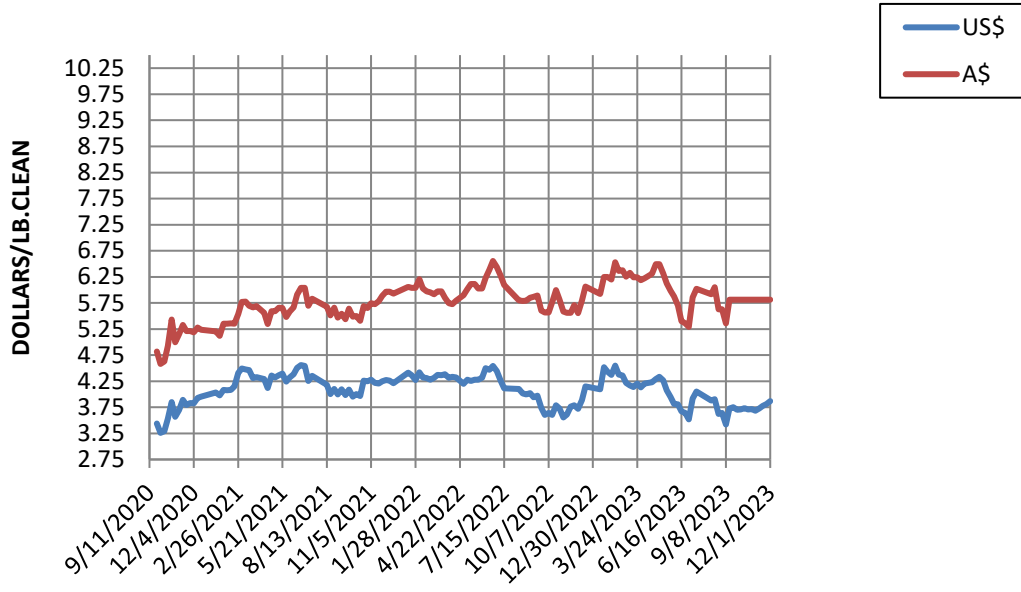
CURRENCY RATE (US\$:A\$)



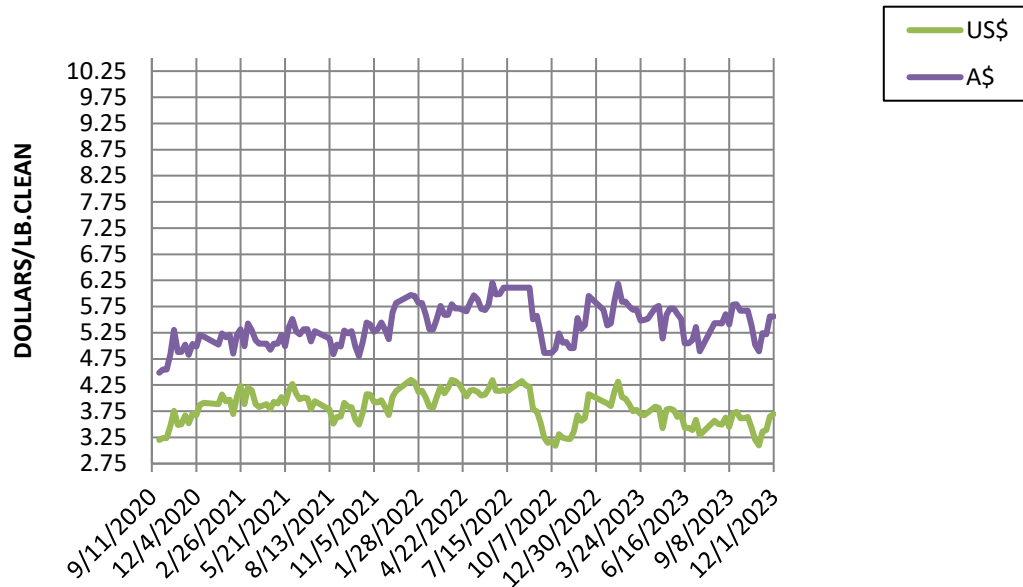
21 MICRON MARKET INDICATOR A\$ vs US\$



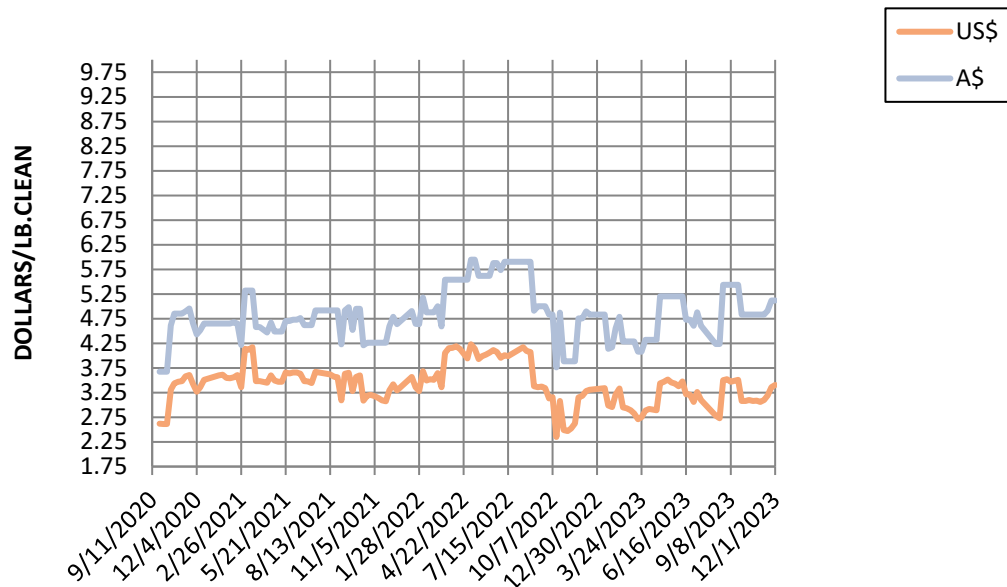
22 MICRON MARKET INDICATOR A\$ vs US\$



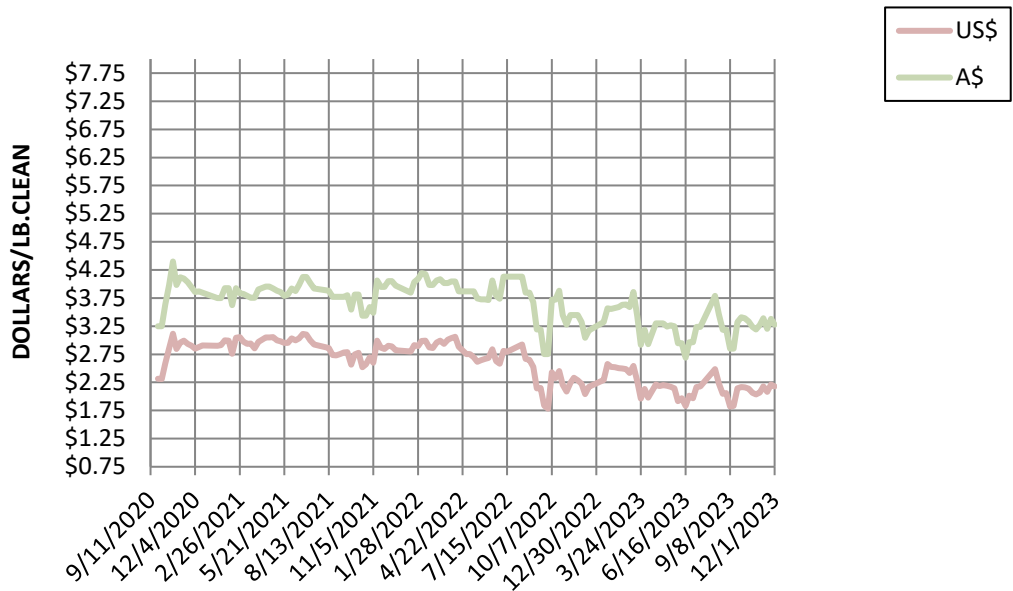
23 MICRON MARKET INDICATOR A\$ vs US\$



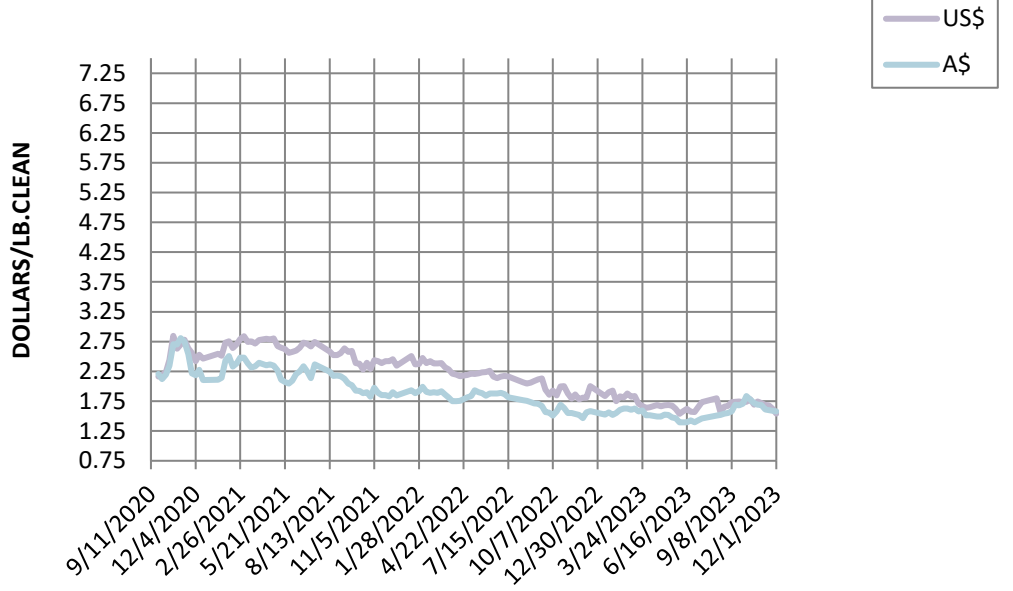
24 MICRON MARKET INDICATOR A\$ vs US\$



25 MICRON MARKET INDICATOR A\$ vs US\$

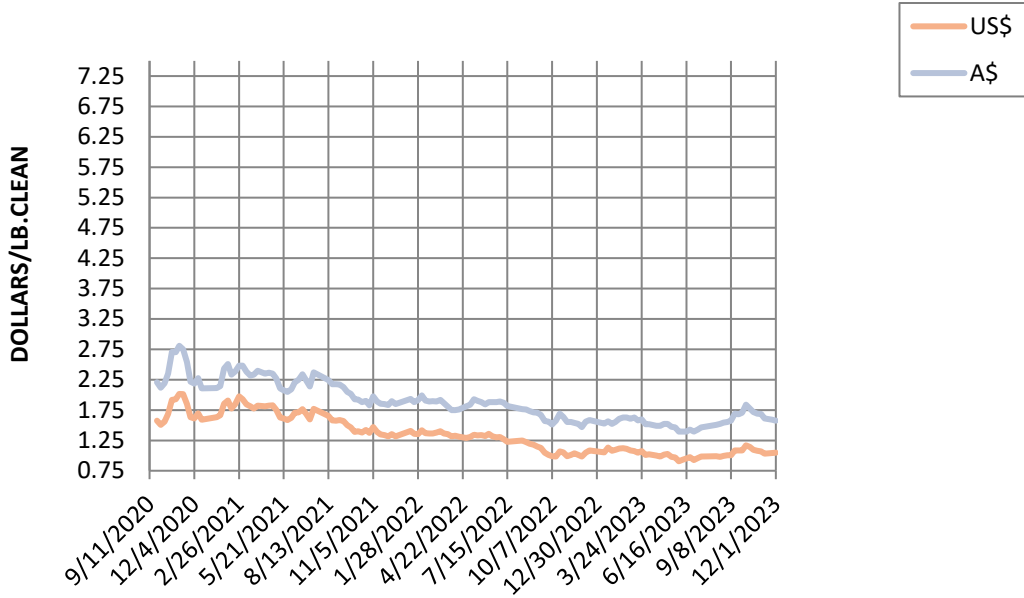


26 MICRON MARKET INDICATOR A\$ vs US\$



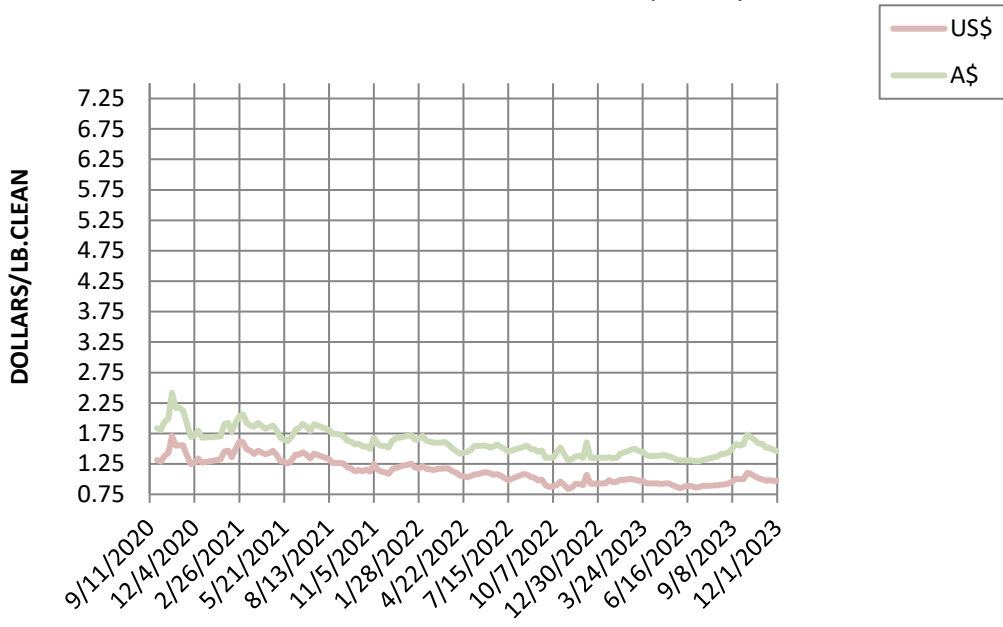
28 MICRON MARKET INDICATOR

A\$ vs US\$



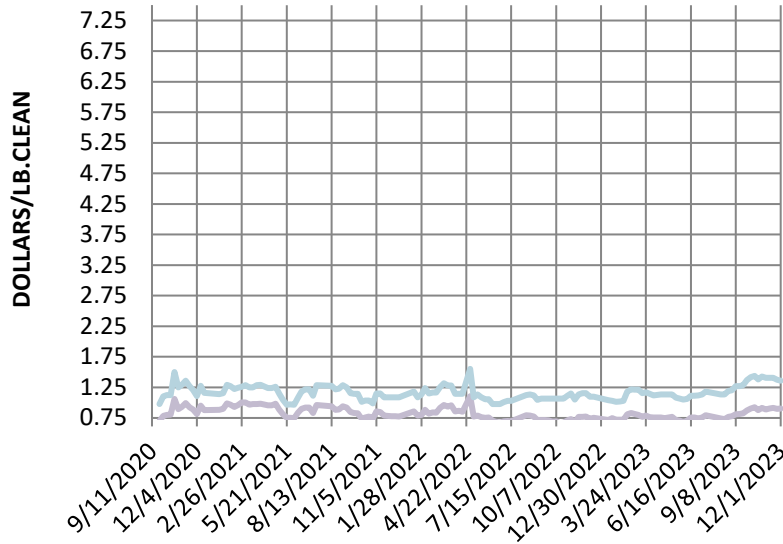
30 MICRON MARKET INDICATOR

A\$ vs US\$



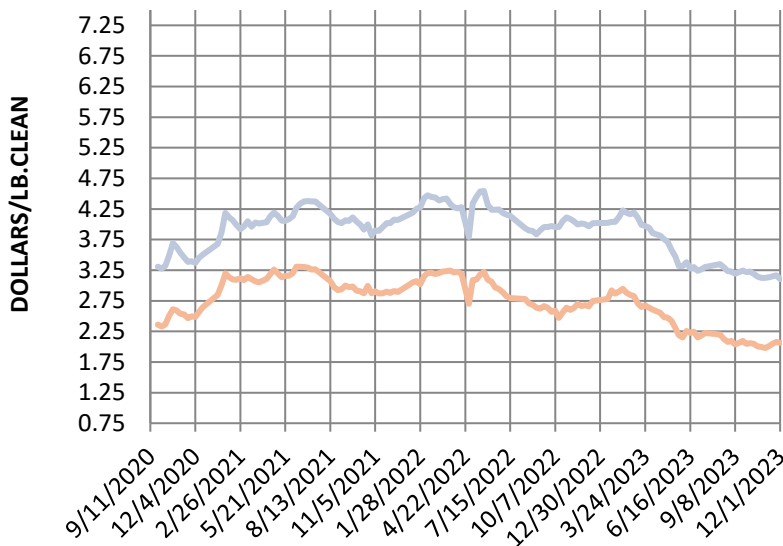
32 MICRON MARKET INDICATOR

A\$ vs US\$

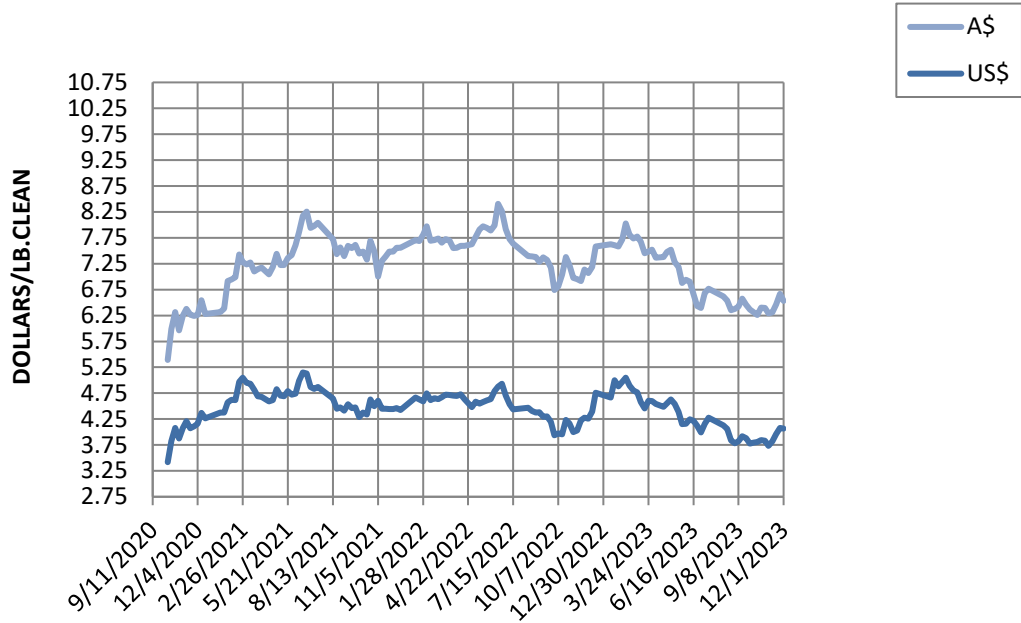


MC MICRON MARKET INDICATOR

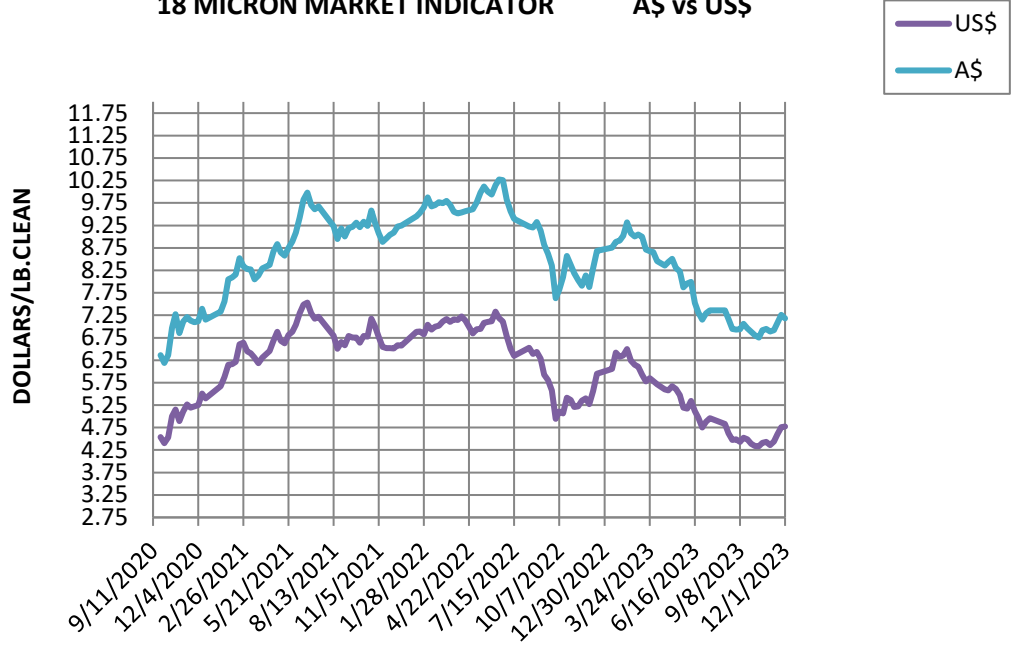
A\$ vs US\$



19 MICRON MARKET INDICATOR A\$ vs US\$



18 MICRON MARKET INDICATOR A\$ vs US\$



17 MICRON MARKET INDICATOR

A\$ vs US\$

