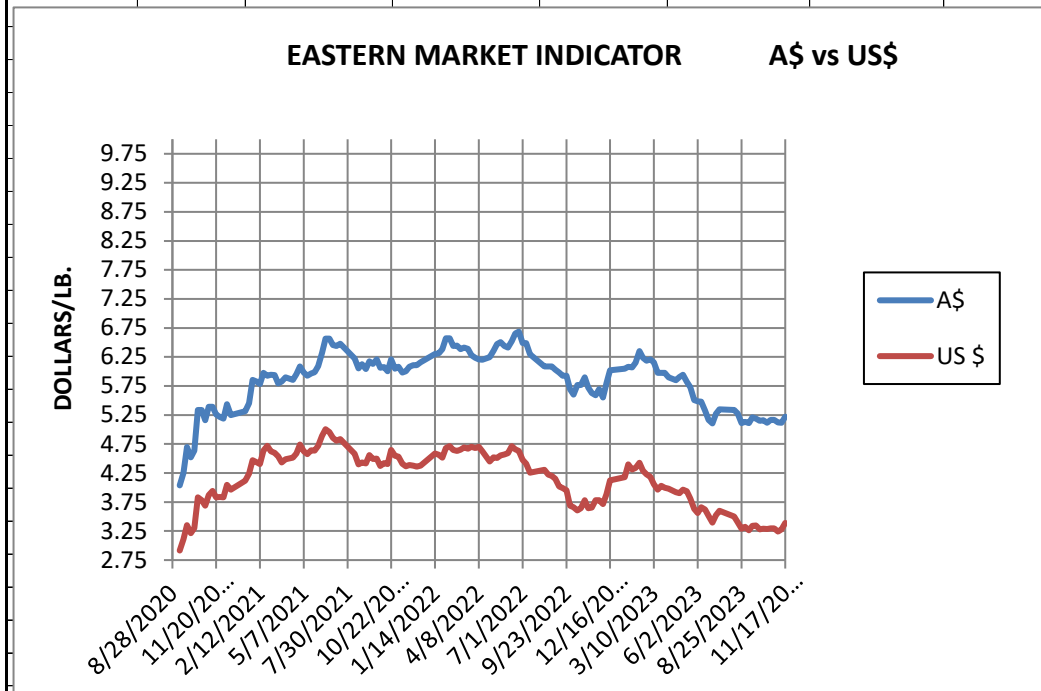


WEEK ENDING
NOVEMBER 17, 2023

MARKET INDICATOR CHANGE		US \$/LB.		Clean on floor			
CATEGORY		11/17/2023		11/10/2023		Change	
		A\$	US\$	A\$	US\$	A\$	US\$
EASTERN MI		\$ 5.22	\$ 3.39	\$ 5.12	\$ 3.28	0.10	0.11
Micron							
17		\$ 7.90	\$ 5.13	\$ 7.69	\$ 4.93	0.21	0.20
18		\$ 7.08	\$ 4.60	\$ 6.92	\$ 4.44	0.16	0.16
19		\$ 6.47	\$ 4.20	\$ 6.31	\$ 4.05	0.16	0.16
20		\$ 6.09	\$ 3.96	\$ 5.95	\$ 3.82	0.14	0.14
21		\$ 6.03	\$ 3.92	\$ 5.89	\$ 3.78	0.14	0.14
22		\$ 5.82	\$ 3.78	\$ 5.82	\$ 3.73	0.00	0.05
23		\$ 5.22	\$ 3.39	\$ 5.24	\$ 3.36	-0.03	0.03
24		\$ 4.91	\$ 3.19	\$ 4.83	\$ 3.10	0.08	0.09
25		\$ 3.20	\$ 2.08	\$ 3.39	\$ 2.18	-0.19	-0.10
26		\$ 2.59	\$ 1.68	\$ 2.63	\$ 1.69	-0.04	0.00
28		\$ 1.60	\$ 1.04	\$ 1.61	\$ 1.03	-0.01	0.01
30		\$ 1.51	\$ 0.98	\$ 1.51	\$ 0.97	0.00	0.01
32		\$ 1.41	\$ 0.91	\$ 1.41	\$ 0.90	0.00	0.01
MC		\$ 3.15	\$ 2.05	\$ 3.13	\$ 2.01	0.02	0.04
CURRENCY (US \$/A \$)			\$ 0.6498		\$ 0.6414		0.0084



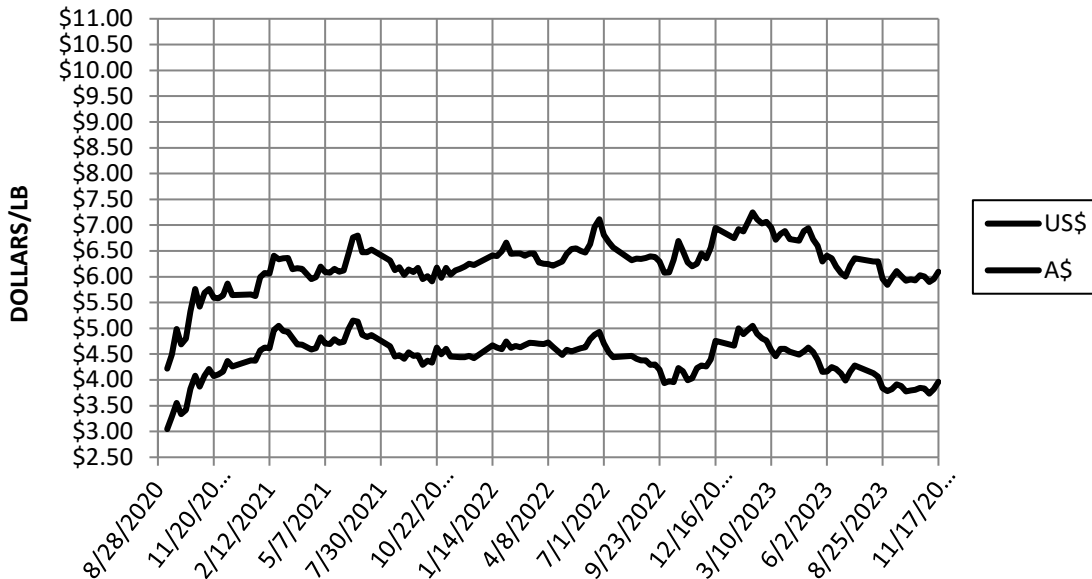
Information source: Wooltrak, Australian Wool Exchange, Weekly Market Review

WEEK ENDING
NOVEMBER 17, 2023

MARKET INDICATOR CHANGES US \$/LB. Clean on floor

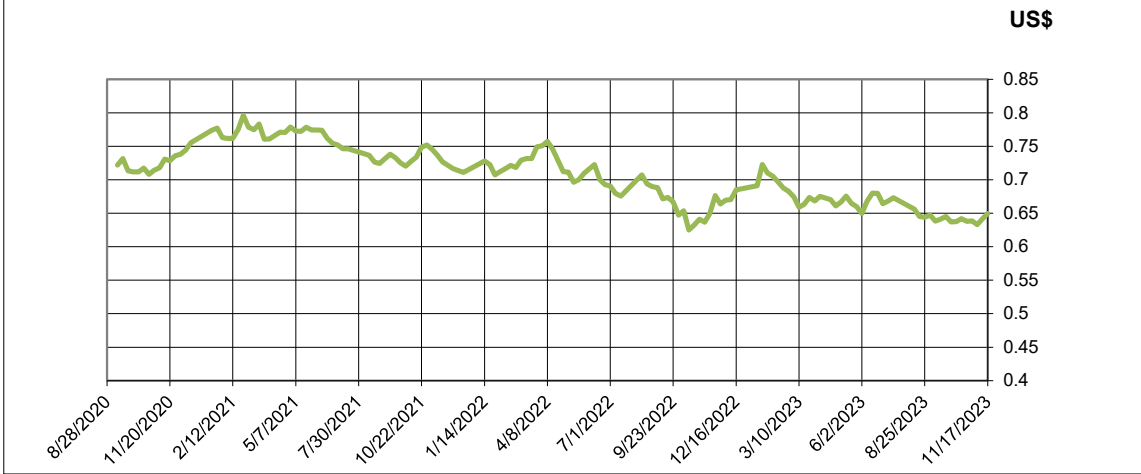
CATEGORY	11/17/2023		11/10/2023		Change	
	A\$	US\$	A\$	US\$	A\$	US\$
EASTERN MI	\$ 5.22	\$ 3.39	\$ 5.12	\$ 3.28	0.10	0.11
Micron						
17	\$ 7.90	\$ 5.13	\$ 7.69	\$ 4.93	0.21	0.20
18	\$ 7.08	\$ 4.60	\$ 6.92	\$ 4.44	0.16	0.16
19	\$ 6.47	\$ 4.20	\$ 6.31	\$ 4.05	0.16	0.16
20	\$ 6.09	\$ 3.96	\$ 5.95	\$ 3.82	0.14	0.14
21	\$ 6.03	\$ 3.92	\$ 5.89	\$ 3.78	0.14	0.14
22	\$ 5.82	\$ 3.78	\$ 5.82	\$ 3.73	0.00	0.05
23	\$ 5.22	\$ 3.39	\$ 5.24	\$ 3.36	-0.03	0.03
24	\$ 4.91	\$ 3.19	\$ 4.83	\$ 3.10	0.08	0.09
25	\$ 3.20	\$ 2.08	\$ 3.39	\$ 2.18	-0.19	-0.10
26	\$ 2.59	\$ 1.68	\$ 2.63	\$ 1.69	-0.04	0.00
28	\$ 1.60	\$ 1.04	\$ 1.61	\$ 1.03	-0.01	0.01
30	\$ 1.51	\$ 0.98	\$ 1.51	\$ 0.97	0.00	0.01
32	\$ 1.41	\$ 0.91	\$ 1.41	\$ 0.90	0.00	0.01
MC	\$ 3.15	\$ 2.05	\$ 3.13	\$ 2.01	0.02	0.04
CURRENCY (US \$/A \$)		\$ 0.6498		\$ 0.6414		0.0084

20 MICRON MARKET INDICATOR

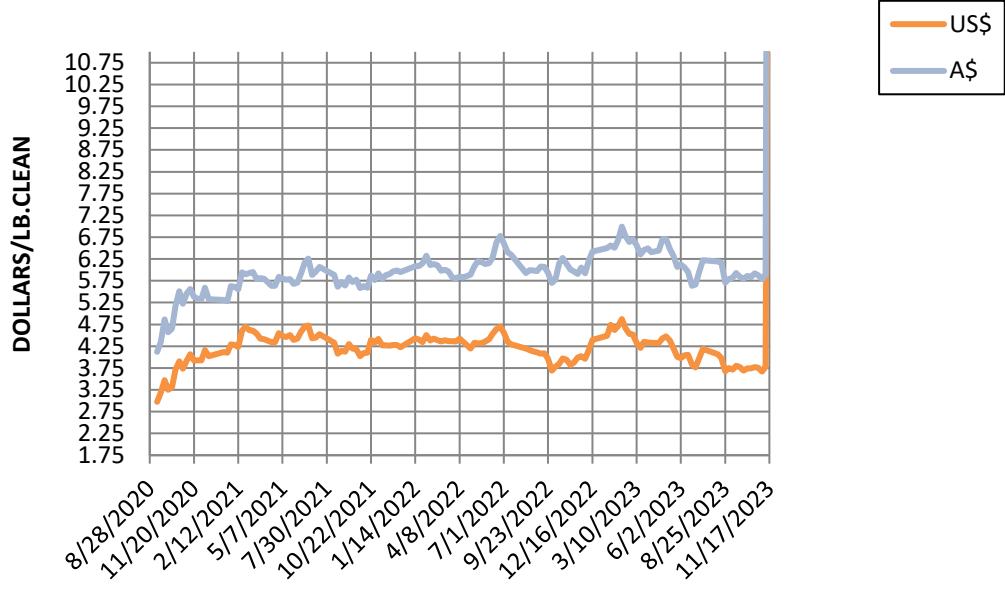


Information source: Wooltrak, Australian Wool Exchange, Weekly Market Review

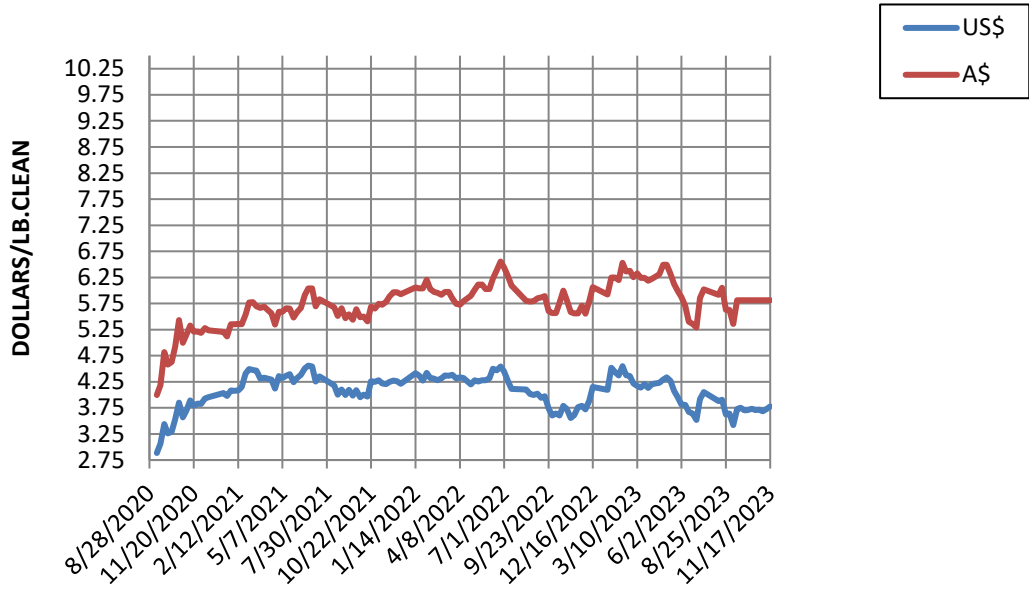
CURRENCY RATE (US\$:A\$)



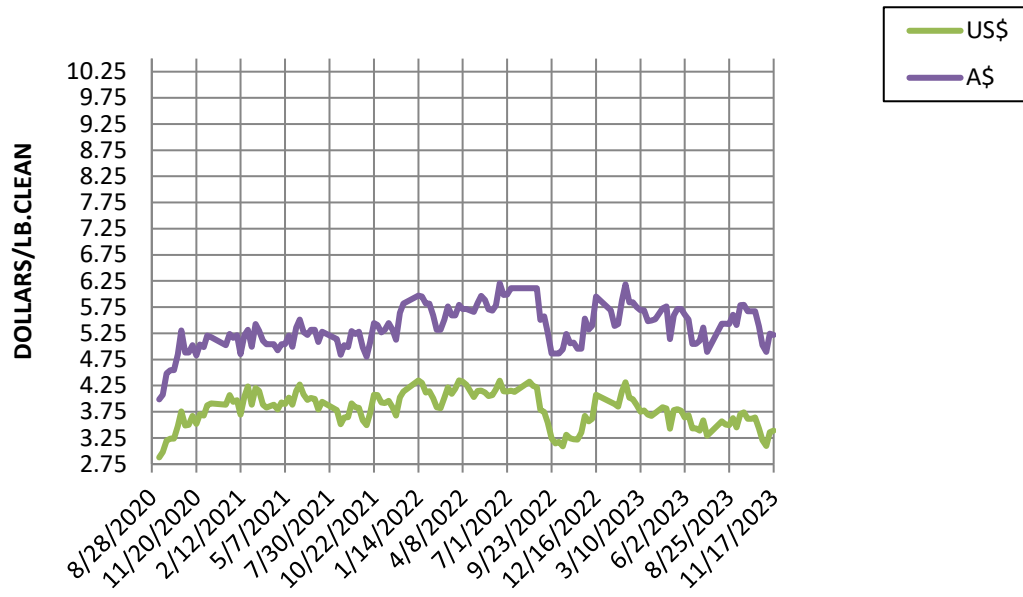
21 MICRON MARKET INDICATOR A\$ vs US\$



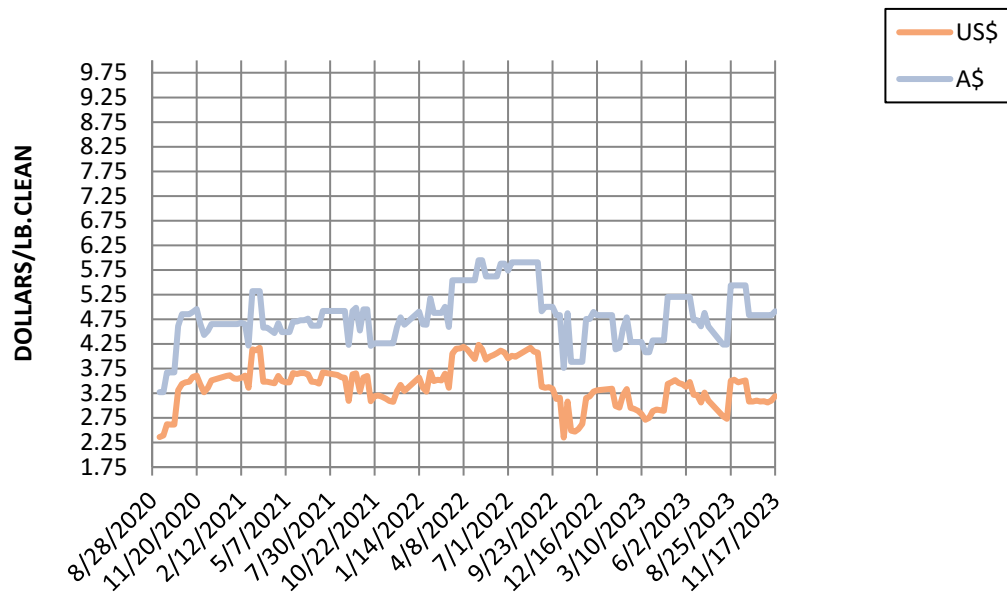
22 MICRON MARKET INDICATOR A\$ vs US\$



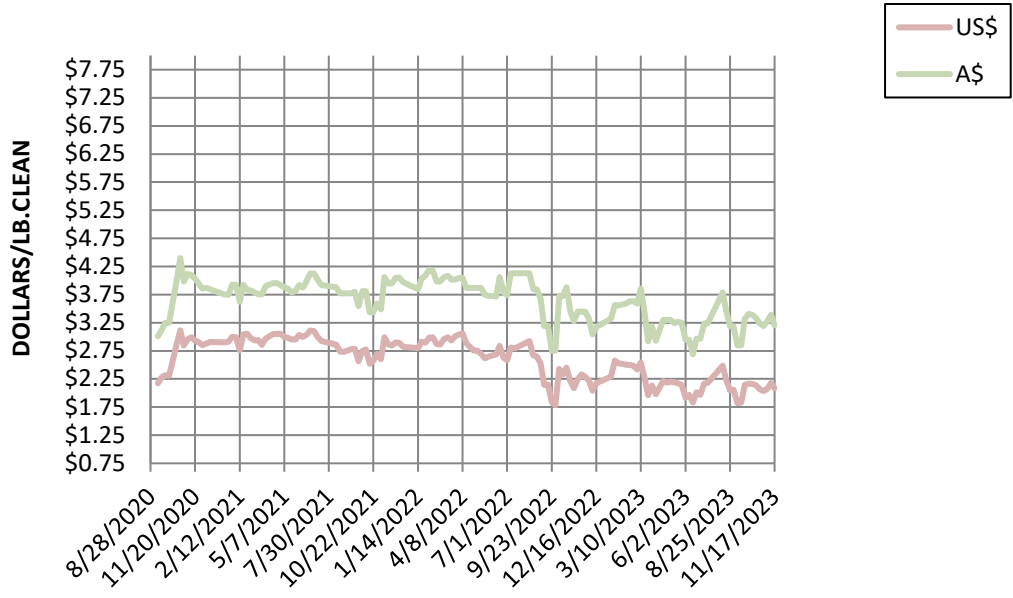
23 MICRON MARKET INDICATOR A\$ vs US\$



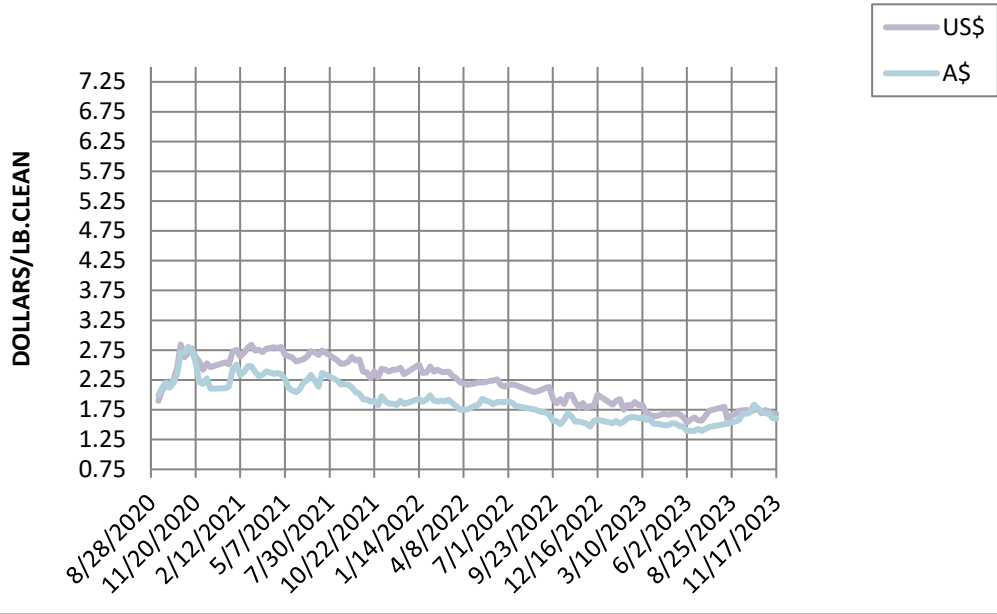
24 MICRON MARKET INDICATOR A\$ vs US\$



25 MICRON MARKET INDICATOR A\$ vs US\$

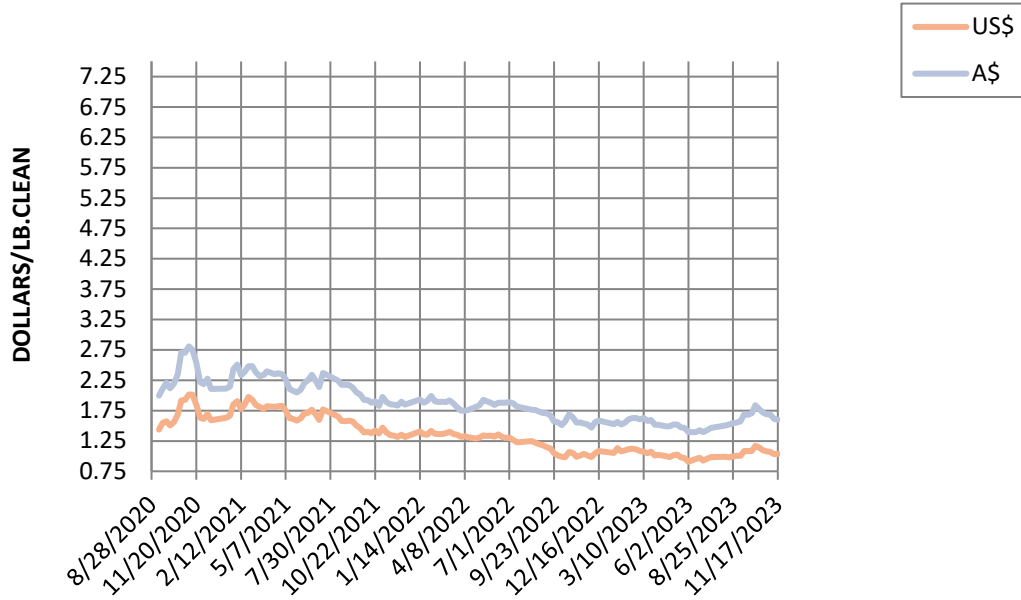


26 MICRON MARKET INDICATOR A\$ vs US\$



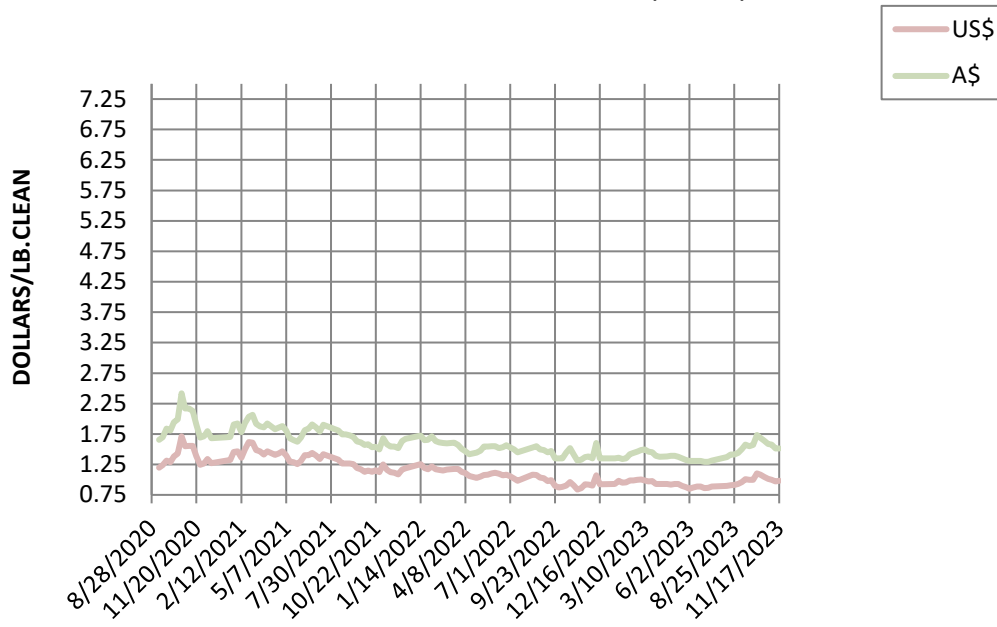
28 MICRON MARKET INDICATOR

A\$ vs US\$



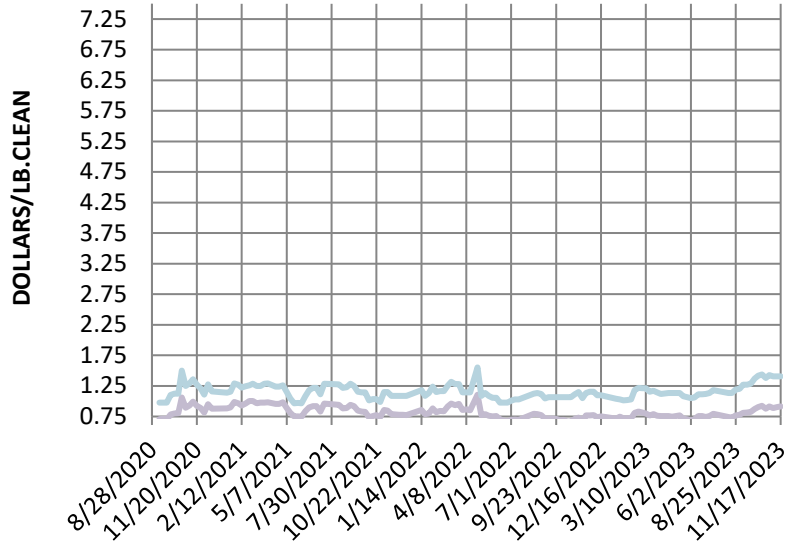
30 MICRON MARKET INDICATOR

A\$ vs US\$



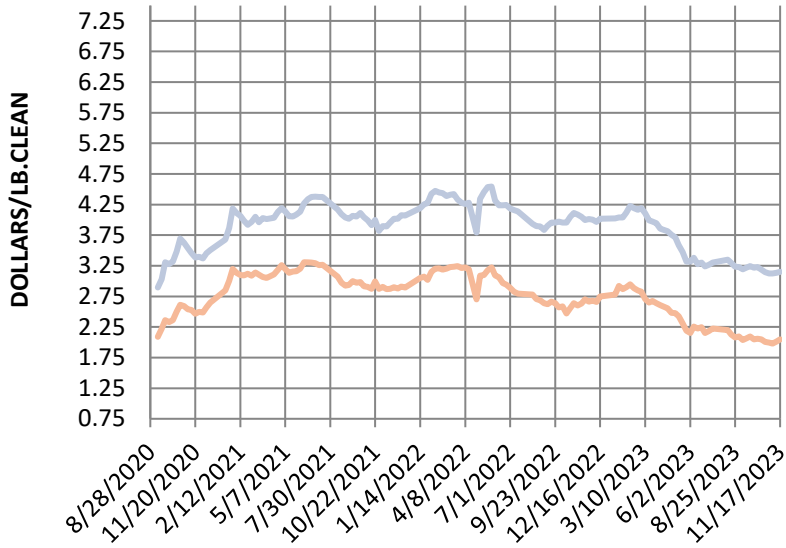
32 MICRON MARKET INDICATOR

A\$ vs US\$

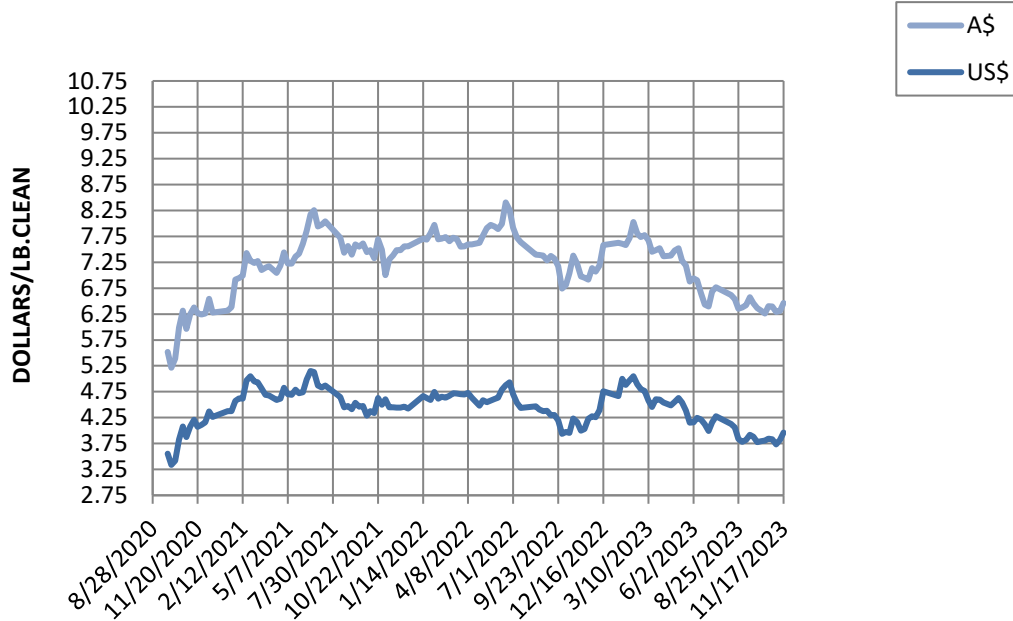


MC MICRON MARKET INDICATOR

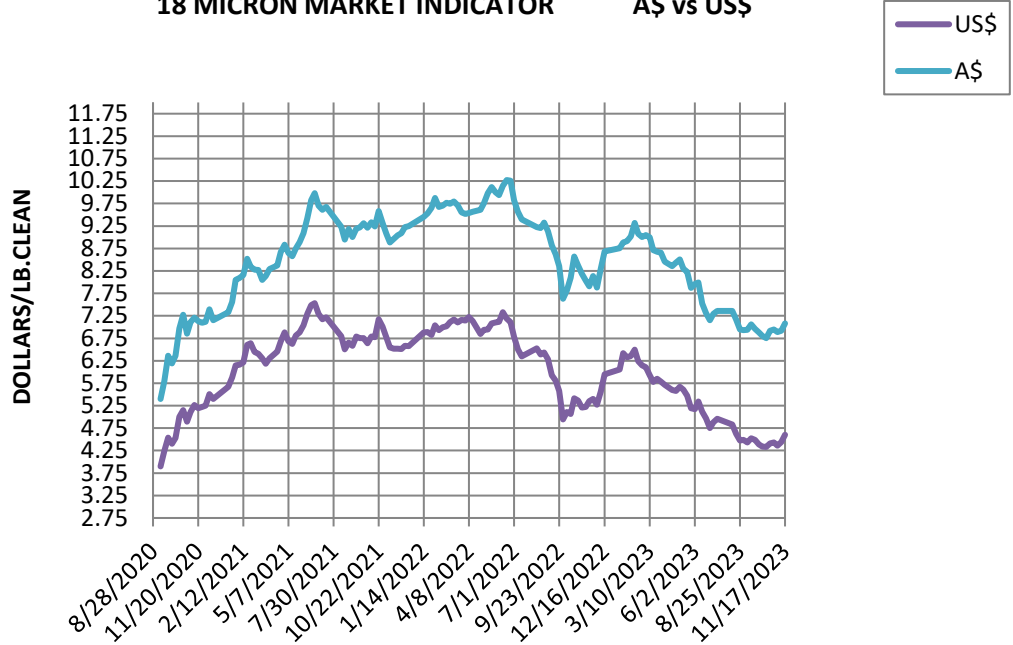
A\$ vs US\$



19 MICRON MARKET INDICATOR A\$ vs US\$



18 MICRON MARKET INDICATOR A\$ vs US\$



17 MICRON MARKET INDICATOR

A\$ vs US\$

