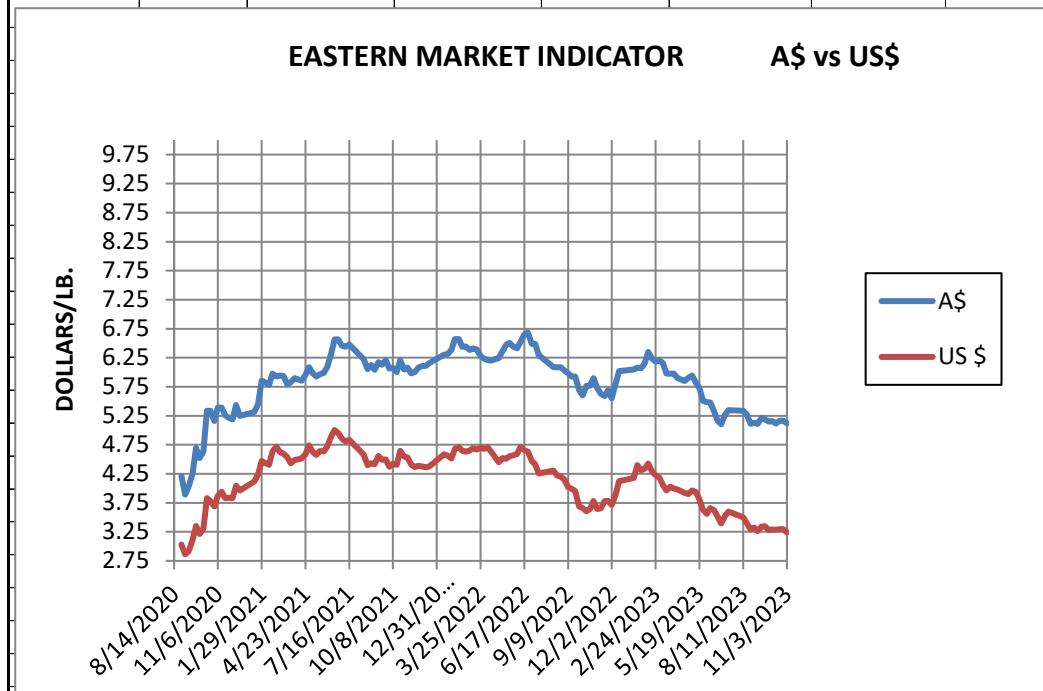


WEEK ENDING  
NOVEMBER 3, 2023

MARKET INDICATOR CHANGE		US \$/LB.		Clean on floor			
CATEGORY		11/3/2023		10/27/2023		Change	
		A\$	US\$	A\$	US\$	A\$	US\$
EASTERN	MI	\$ 5.12	\$ 3.24	\$ 5.17	\$ 3.30	-0.05	-0.06
	Micron						
	17	\$ 7.73	\$ 4.89	\$ 7.77	\$ 4.96	-0.04	-0.06
	18	\$ 6.89	\$ 4.36	\$ 6.94	\$ 4.43	-0.06	-0.07
	19	\$ 6.29	\$ 3.98	\$ 6.40	\$ 4.08	-0.11	-0.10
	20	\$ 5.90	\$ 3.73	\$ 6.01	\$ 3.83	-0.11	-0.10
	21	\$ 5.79	\$ 3.67	\$ 5.88	\$ 3.75	-0.09	-0.09
	22	\$ 5.82	\$ 3.68	\$ 5.82	\$ 3.71	0.00	-0.03
	23	\$ 4.89	\$ 3.10	\$ 5.02	\$ 3.21	-0.13	-0.11
	24	\$ 4.83	\$ 3.06	\$ 4.83	\$ 3.09	0.00	-0.03
	25	\$ 3.27	\$ 2.07	\$ 3.19	\$ 2.04	0.08	0.03
	26	\$ 2.72	\$ 1.72	\$ 2.73	\$ 1.74	-0.01	-0.02
	28	\$ 1.69	\$ 1.07	\$ 1.69	\$ 1.08	0.00	-0.01
	30	\$ 1.57	\$ 1.00	\$ 1.59	\$ 1.01	-0.01	-0.02
	32	\$ 1.41	\$ 0.89	\$ 1.43	\$ 0.91	-0.02	-0.02
	MC	\$ 3.13	\$ 1.98	\$ 3.13	\$ 2.00	0.00	-0.02
CURRENCY (US \$/A \$)			\$ 0.6331		\$ 0.6385		-0.0054



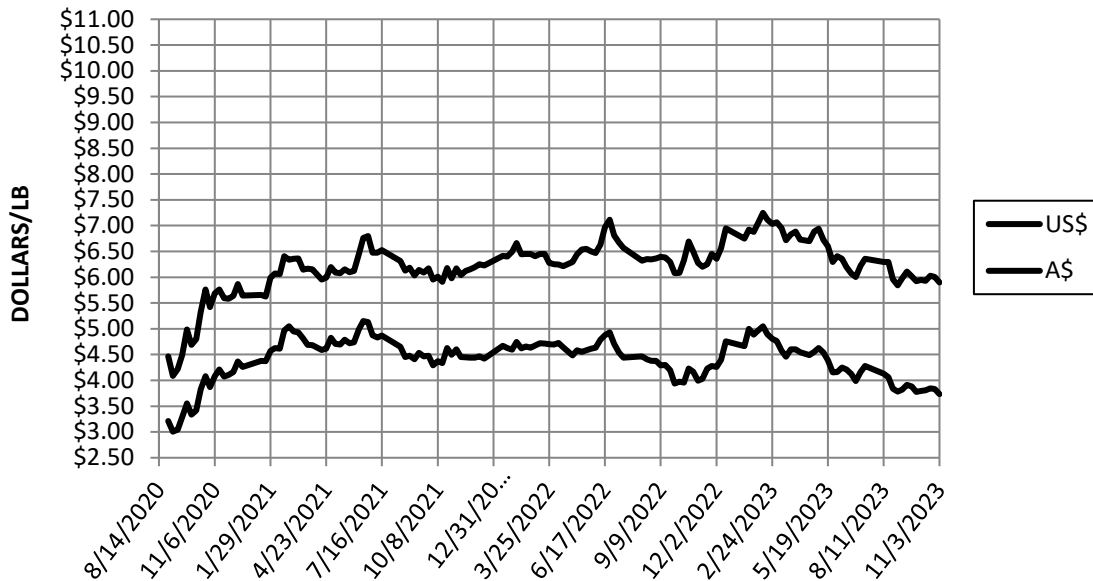
Information source: Wooltrak, Australian Wool Exchange, Weekly Market Review

WEEK ENDING  
NOVEMBER 3, 2023

**MARKET INDICATOR CHANGES** US \$/LB. Clean on floor

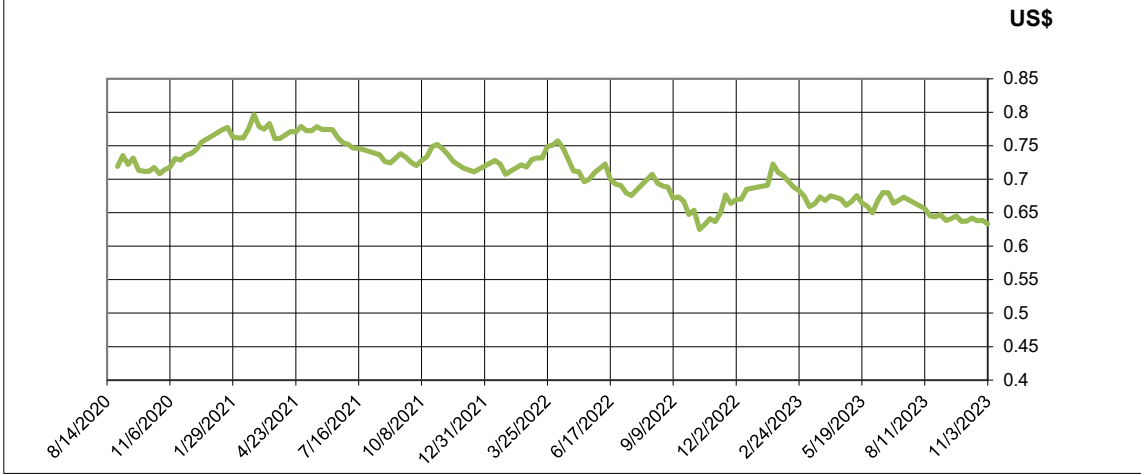
CATEGORY	11/3/2023		10/27/2023		Change	
	A\$	US\$	A\$	US\$	A\$	US\$
EASTERN MI	\$ 5.12	\$ 3.24	\$ 5.17	\$ 3.30	-0.05	-0.06
Micron						
17	\$ 7.73	\$ 4.89	\$ 7.77	\$ 4.96	-0.04	-0.06
18	\$ 6.89	\$ 4.36	\$ 6.94	\$ 4.43	-0.06	-0.07
19	\$ 6.29	\$ 3.98	\$ 6.40	\$ 4.08	-0.11	-0.10
20	\$ 5.90	\$ 3.73	\$ 6.01	\$ 3.83	-0.11	-0.10
21	\$ 5.79	\$ 3.67	\$ 5.88	\$ 3.75	-0.09	-0.09
22	\$ 5.82	\$ 3.68	\$ 5.82	\$ 3.71	0.00	-0.03
23	\$ 4.89	\$ 3.10	\$ 5.02	\$ 3.21	-0.13	-0.11
24	\$ 4.83	\$ 3.06	\$ 4.83	\$ 3.09	0.00	-0.03
25	\$ 3.27	\$ 2.07	\$ 3.19	\$ 2.04	0.08	0.03
26	\$ 2.72	\$ 1.72	\$ 2.73	\$ 1.74	-0.01	-0.02
28	\$ 1.69	\$ 1.07	\$ 1.69	\$ 1.08	0.00	-0.01
30	\$ 1.57	\$ 1.00	\$ 1.59	\$ 1.01	-0.01	-0.02
32	\$ 1.41	\$ 0.89	\$ 1.43	\$ 0.91	-0.02	-0.02
MC	\$ 3.13	\$ 1.98	\$ 3.13	\$ 2.00	0.00	-0.02
CURRENCY (US \$/A \$)		\$ 0.6331		\$ 0.6385		-0.0054

**20 MICRON MARKET INDICATOR**

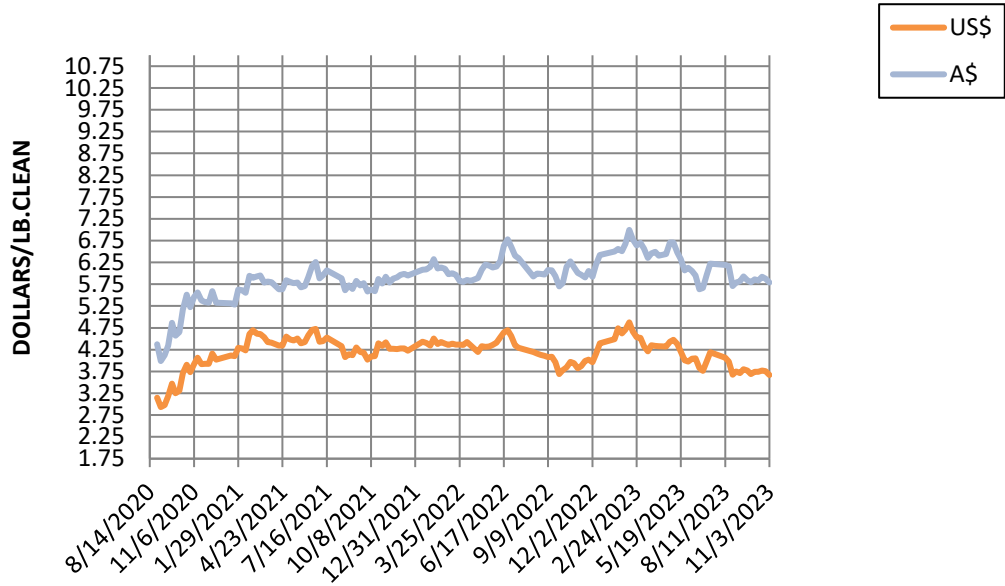


Information source: Wooltrak, Australian Wool Exchange, Weekly Market Review

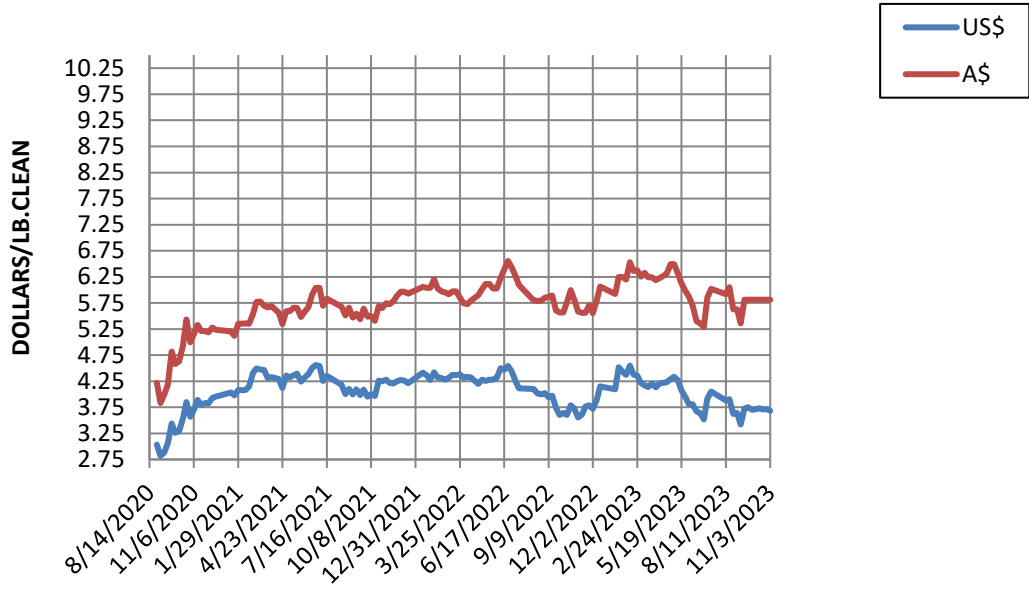
### CURRENCY RATE (US\$:A\$)



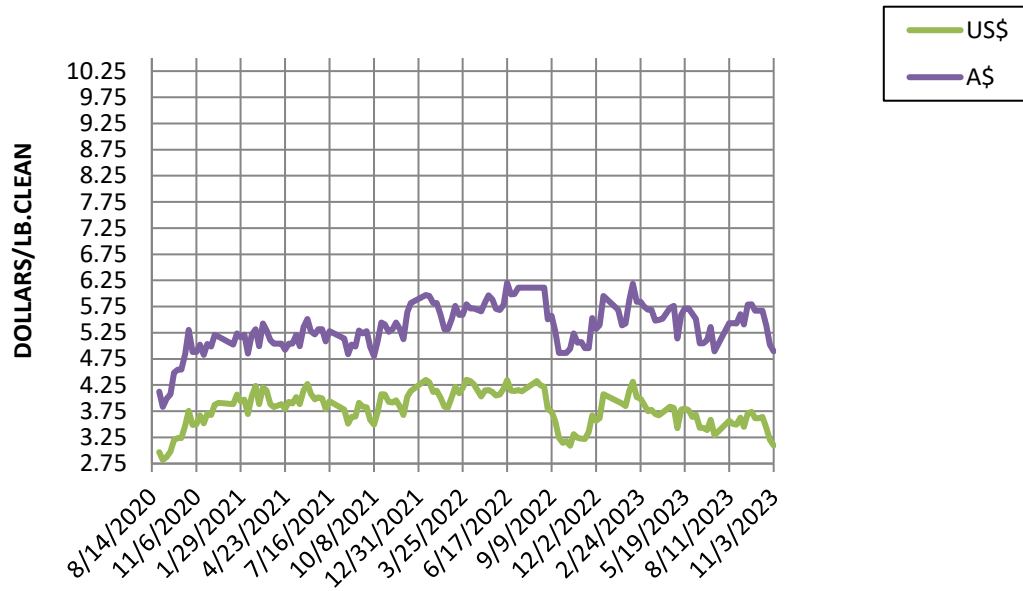
21 MICRON MARKET INDICATOR A\$ vs US\$



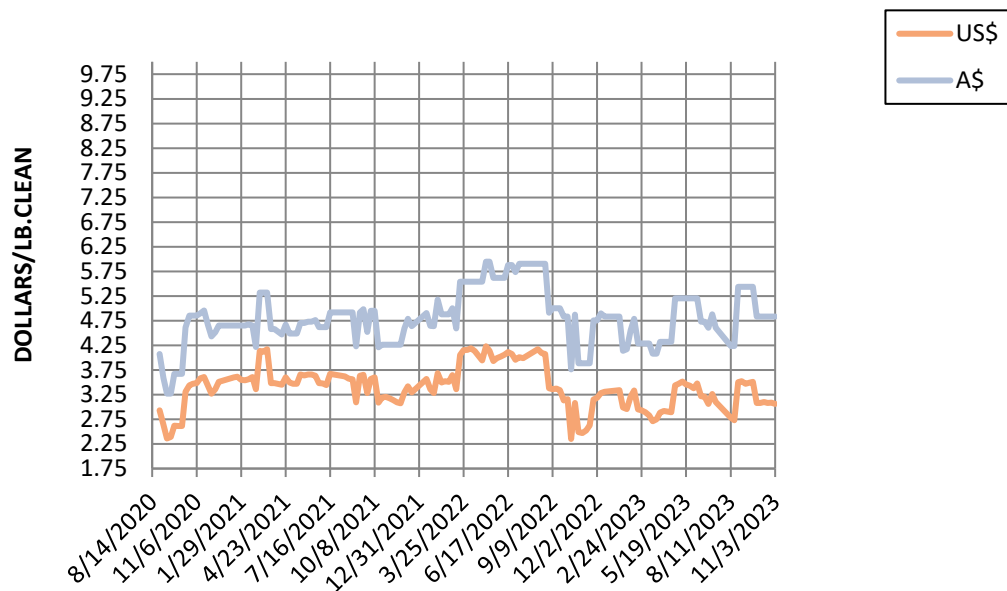
22 MICRON MARKET INDICATOR A\$ vs US\$



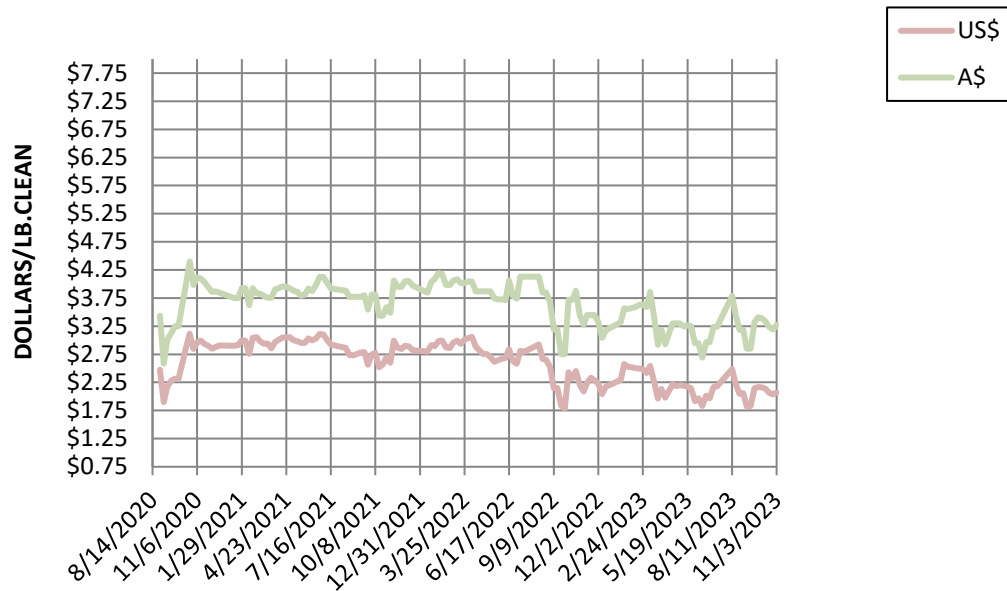
23 MICRON MARKET INDICATOR A\$ vs US\$



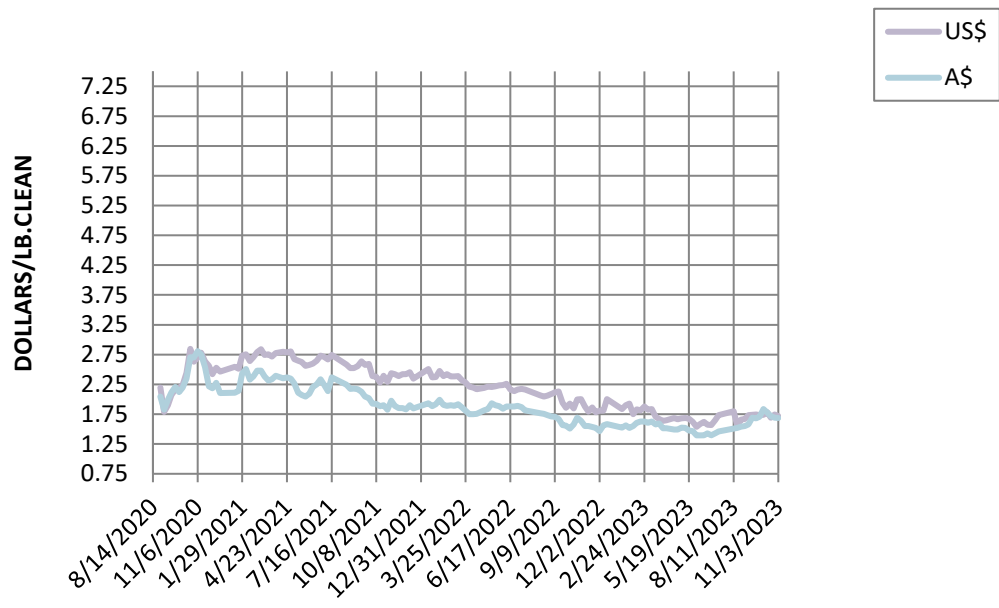
24 MICRON MARKET INDICATOR A\$ vs US\$



25 MICRON MARKET INDICATOR A\$ vs US\$

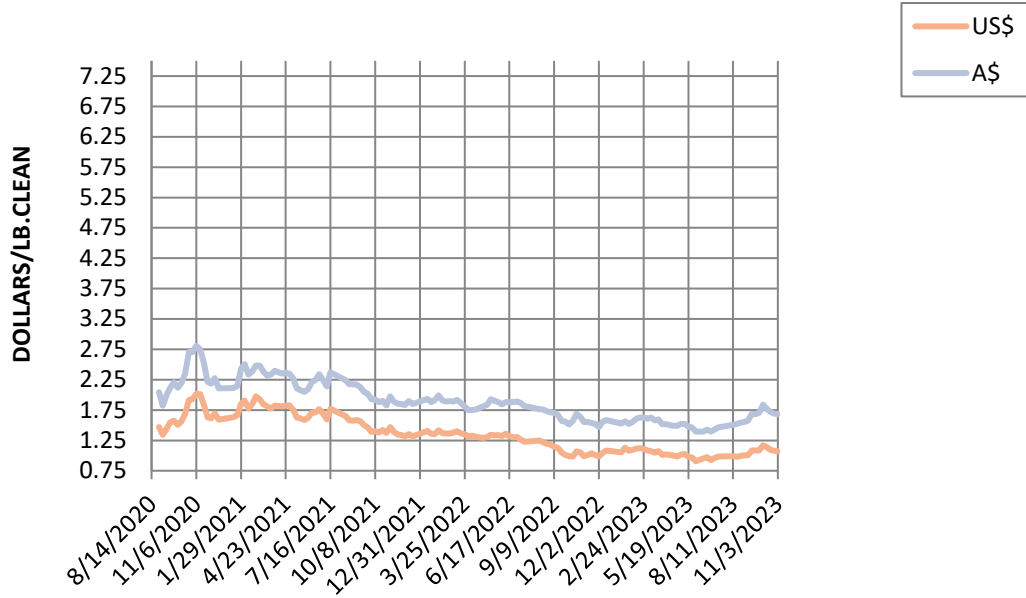


26 MICRON MARKET INDICATOR A\$ vs US\$



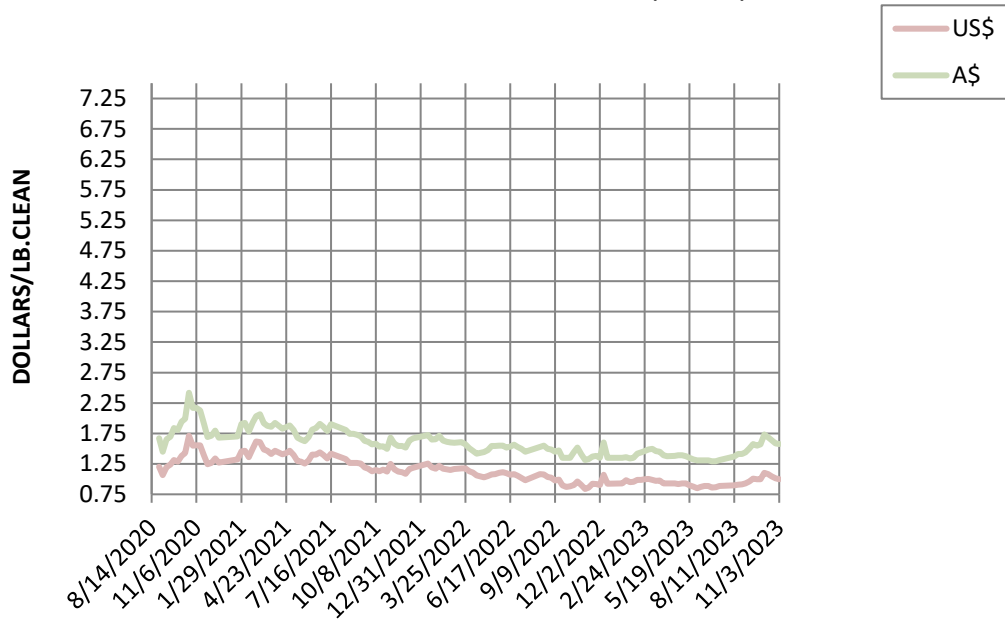
28 MICRON MARKET INDICATOR

A\$ vs US\$



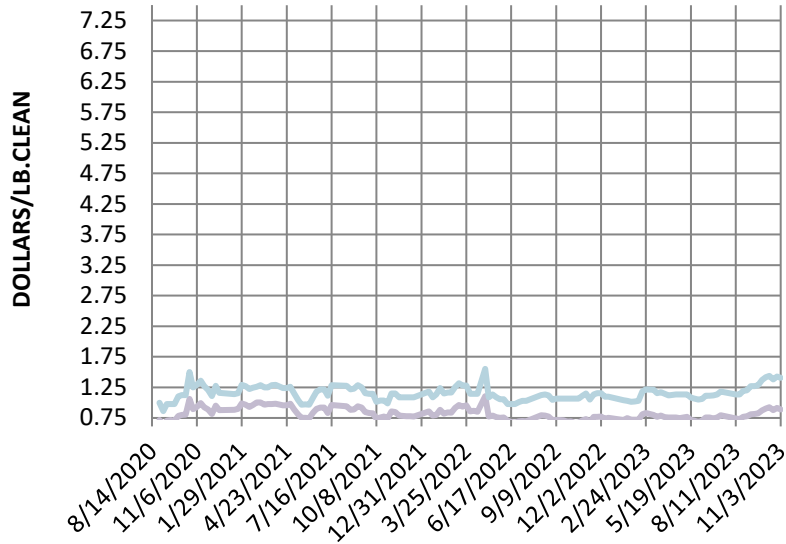
30 MICRON MARKET INDICATOR

A\$ vs US\$



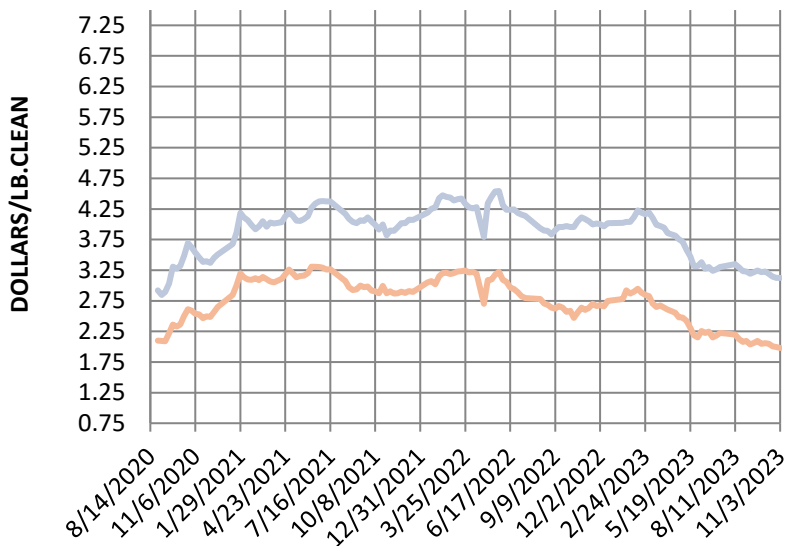
### 32 MICRON MARKET INDICATOR

A\$ vs US\$



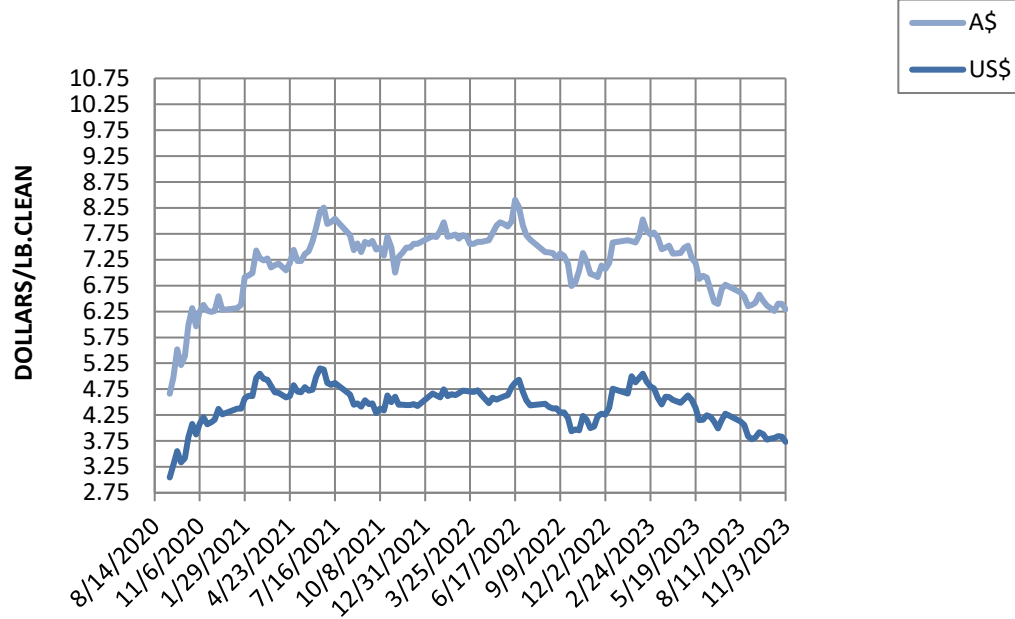
### MC MICRON MARKET INDICATOR

A\$ vs US\$

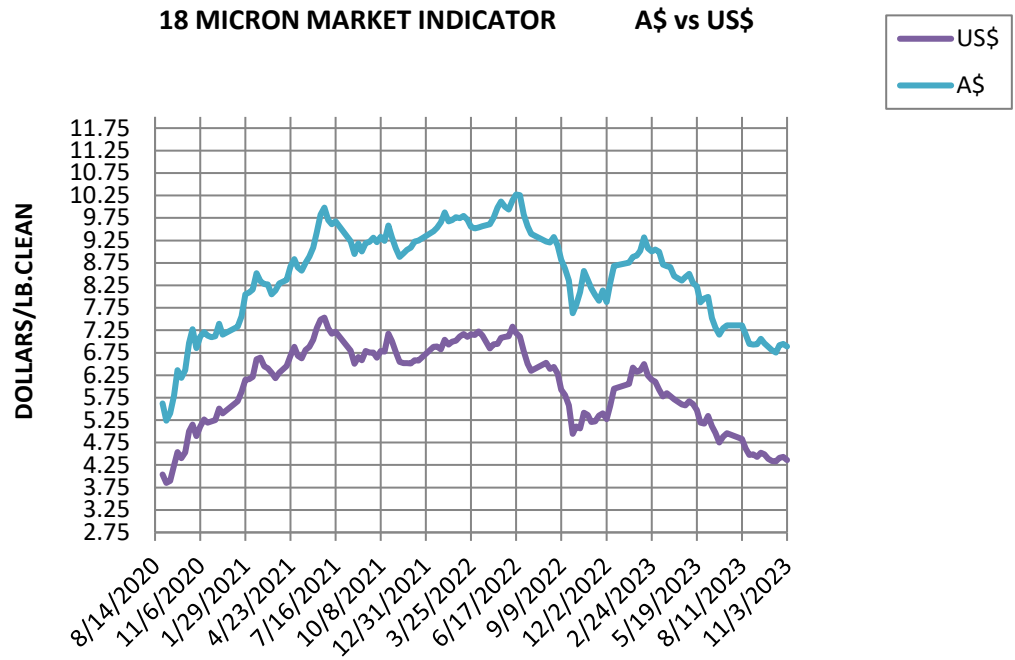




**19 MICRON MARKET INDICATOR A\$ vs US\$**



**18 MICRON MARKET INDICATOR A\$ vs US\$**



17 MICRON MARKET INDICATOR

A\$ vs US\$

