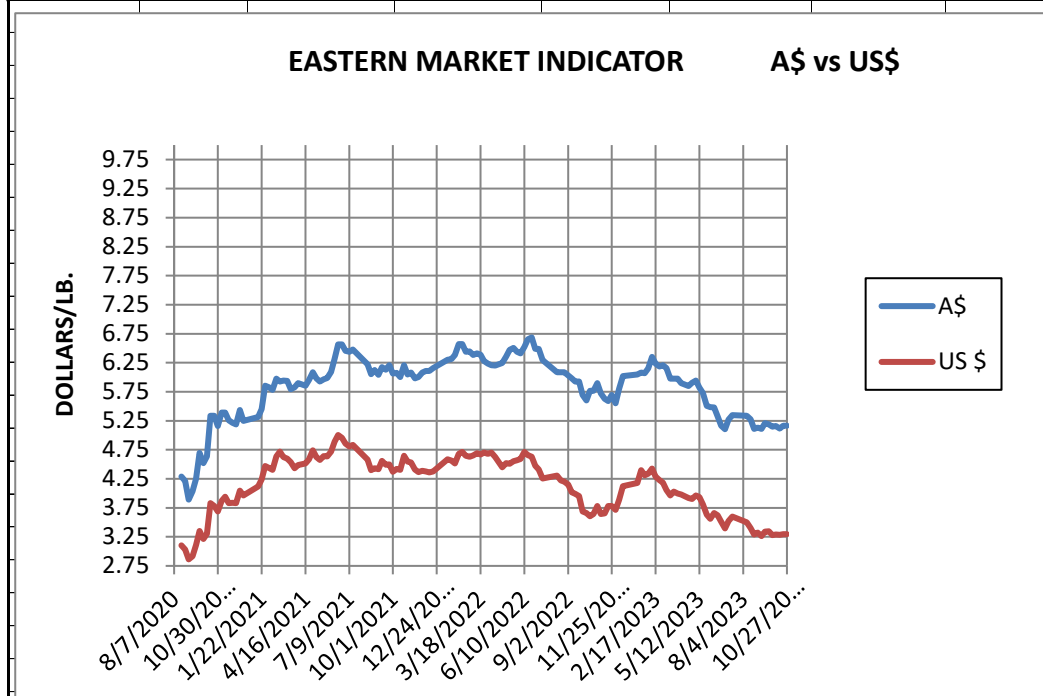


WEEK ENDING
OCTOBER 27, 2023

MARKET INDICATOR CHANGE		US \$/LB.		Clean on floor			
CATEGORY		10/27/2023		10/20/2023		Change	
		A\$	US\$	A\$	US\$	A\$	US\$
EASTERN MI		\$ 5.17	\$ 3.30	\$ 5.17	\$ 3.29	0.00	0.00
Micron							
	17	\$ 7.77	\$ 4.96	\$ 7.69	\$ 4.90	0.08	0.06
	18	\$ 6.94	\$ 4.43	\$ 6.91	\$ 4.41	0.03	0.02
	19	\$ 6.40	\$ 4.08	\$ 6.40	\$ 4.08	-0.01	0.00
	20	\$ 6.01	\$ 3.83	\$ 6.03	\$ 3.85	-0.02	-0.01
	21	\$ 5.88	\$ 3.75	\$ 5.92	\$ 3.77	-0.04	-0.02
	22	\$ 5.82	\$ 3.71	\$ 5.82	\$ 3.71	0.00	0.00
	23	\$ 5.02	\$ 3.21	\$ 5.38	\$ 3.43	-0.36	-0.23
	24	\$ 4.83	\$ 3.09	\$ 4.83	\$ 3.08	0.00	0.00
	25	\$ 3.19	\$ 2.04	\$ 3.24	\$ 2.07	-0.05	-0.03
	26	\$ 2.73	\$ 1.74	\$ 2.65	\$ 1.69	0.08	0.05
	28	\$ 1.69	\$ 1.08	\$ 1.72	\$ 1.10	-0.03	-0.02
	30	\$ 1.59	\$ 1.01	\$ 1.64	\$ 1.05	-0.05	-0.03
	32	\$ 1.43	\$ 0.91	\$ 1.38	\$ 0.88	0.05	0.03
	MC	\$ 3.13	\$ 2.00	\$ 3.14	\$ 2.00	-0.02	-0.01
CURRENCY (US \$/A \$)			\$ 0.6385		\$ 0.6377		0.0008



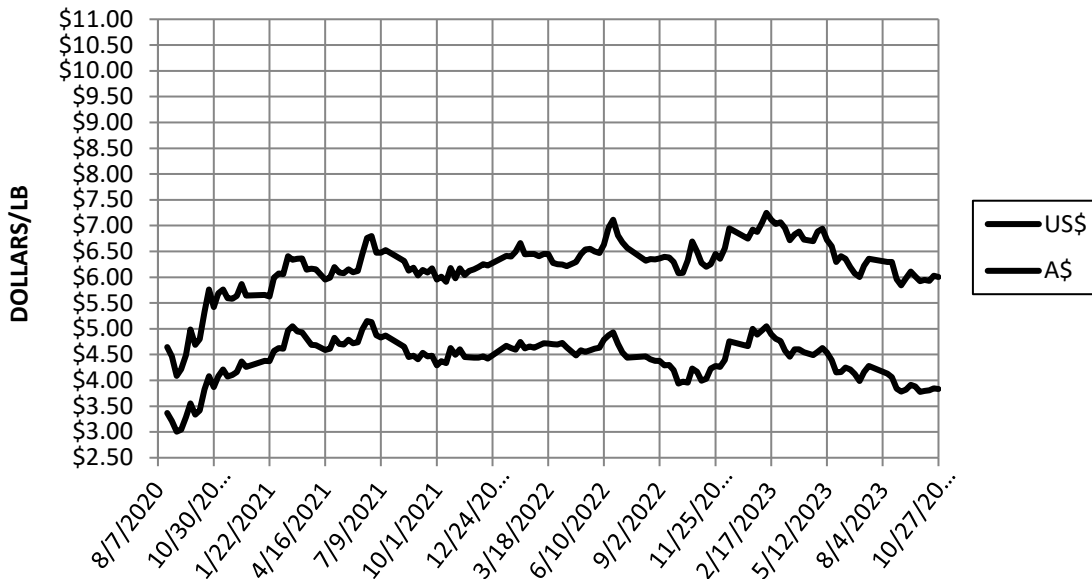
Information source: Wooltrak, Australian Wool Exchange, Weekly Market Review

WEEK ENDING
OCTOBER 27, 2023

MARKET INDICATOR CHANGES US \$/LB. Clean on floor

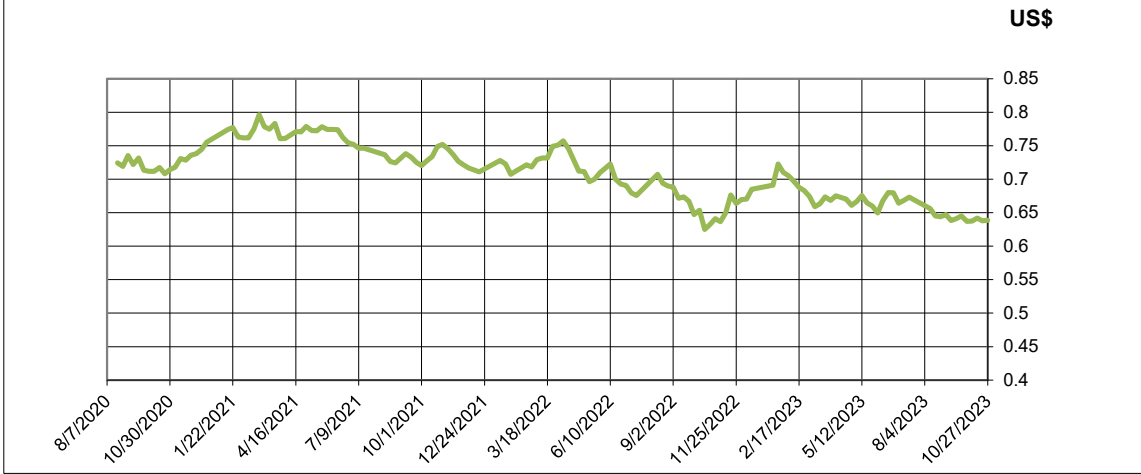
CATEGORY	10/27/2023		10/20/2023		Change	
	A\$	US\$	A\$	US\$	A\$	US\$
EASTERN MI	\$ 5.17	\$ 3.30	\$ 5.17	\$ 3.29	0.00	0.00
Micron						
17	\$ 7.77	\$ 4.96	\$ 7.69	\$ 4.90	0.08	0.06
18	\$ 6.94	\$ 4.43	\$ 6.91	\$ 4.41	0.03	0.02
19	\$ 6.40	\$ 4.08	\$ 6.40	\$ 4.08	-0.01	0.00
20	\$ 6.01	\$ 3.83	\$ 6.03	\$ 3.85	-0.02	-0.01
21	\$ 5.88	\$ 3.75	\$ 5.92	\$ 3.77	-0.04	-0.02
22	\$ 5.82	\$ 3.71	\$ 5.82	\$ 3.71	0.00	0.00
23	\$ 5.02	\$ 3.21	\$ 5.38	\$ 3.43	-0.36	-0.23
24	\$ 4.83	\$ 3.09	\$ 4.83	\$ 3.08	0.00	0.00
25	\$ 3.19	\$ 2.04	\$ 3.24	\$ 2.07	-0.05	-0.03
26	\$ 2.73	\$ 1.74	\$ 2.65	\$ 1.69	0.08	0.05
28	\$ 1.69	\$ 1.08	\$ 1.72	\$ 1.10	-0.03	-0.02
30	\$ 1.59	\$ 1.01	\$ 1.64	\$ 1.05	-0.05	-0.03
32	\$ 1.43	\$ 0.91	\$ 1.38	\$ 0.88	0.05	0.03
MC	\$ 3.13	\$ 2.00	\$ 3.14	\$ 2.00	-0.02	-0.01
CURRENCY (US \$/A \$)		\$ 0.6385		\$ 0.6377		0.0008

20 MICRON MARKET INDICATOR

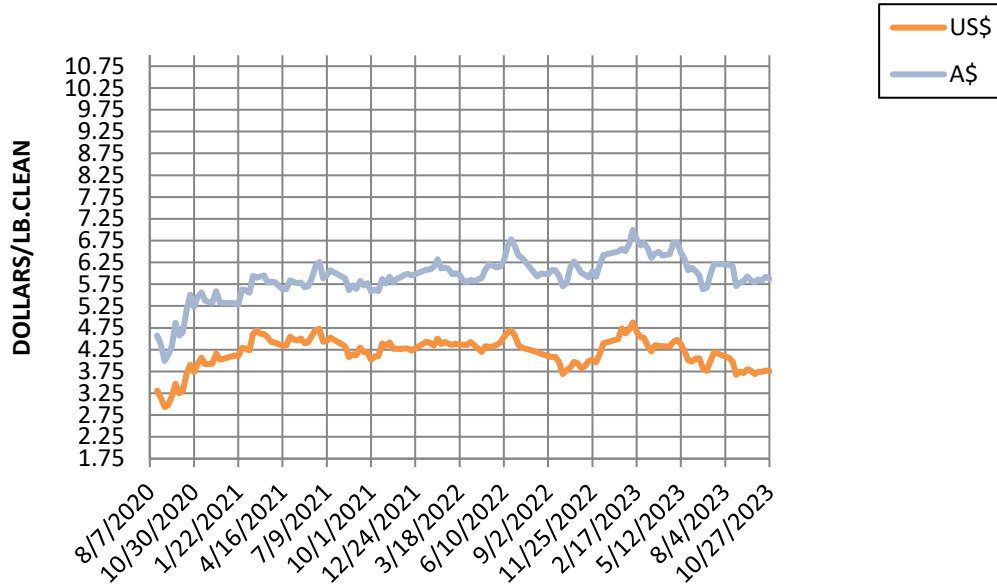


Information source: Wooltrak, Australian Wool Exchange, Weekly Market Review

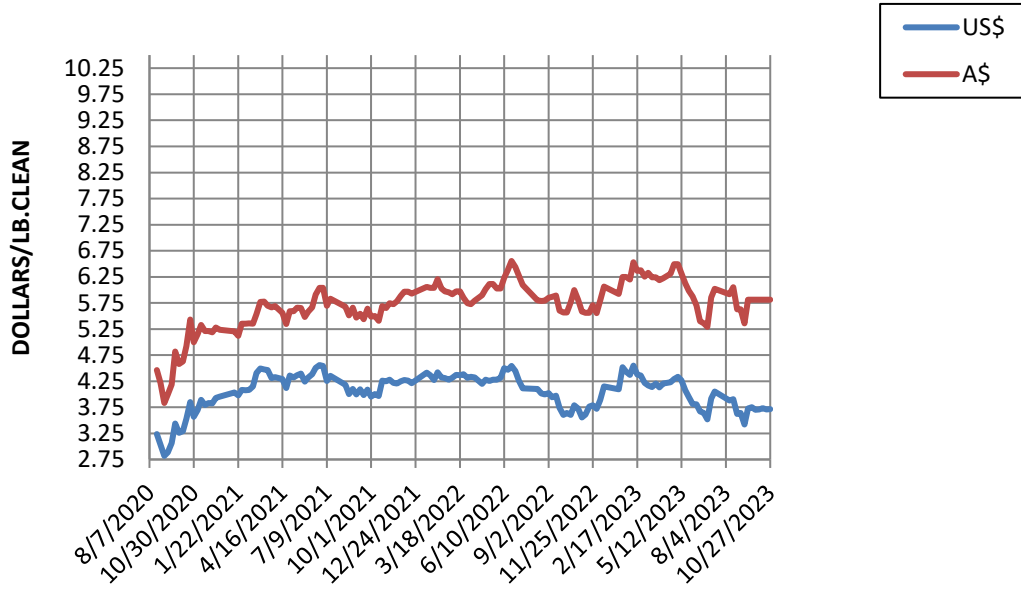
CURRENCY RATE (US\$:A\$)



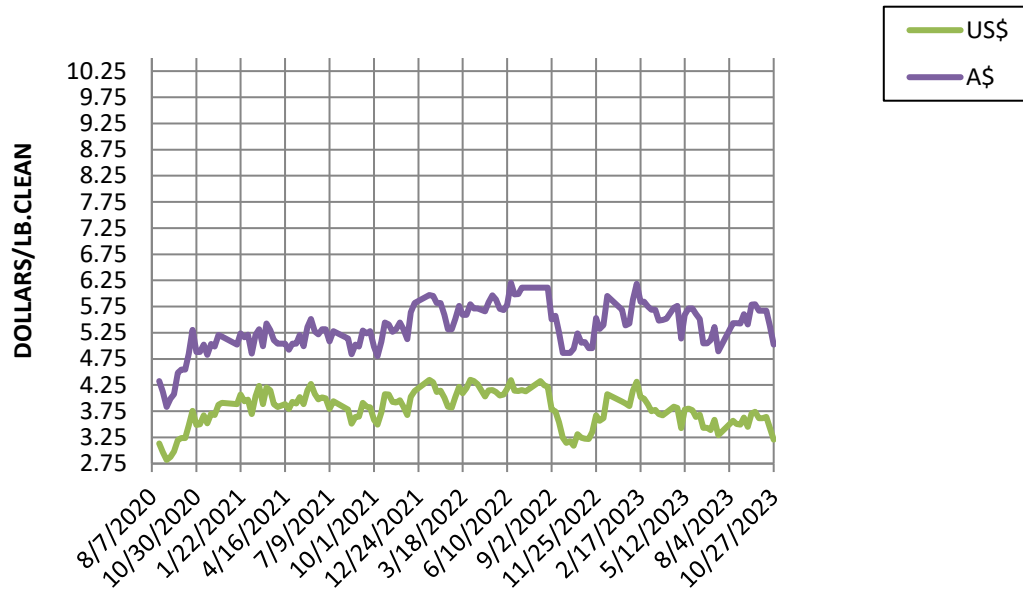
21 MICRON MARKET INDICATOR A\$ vs US\$



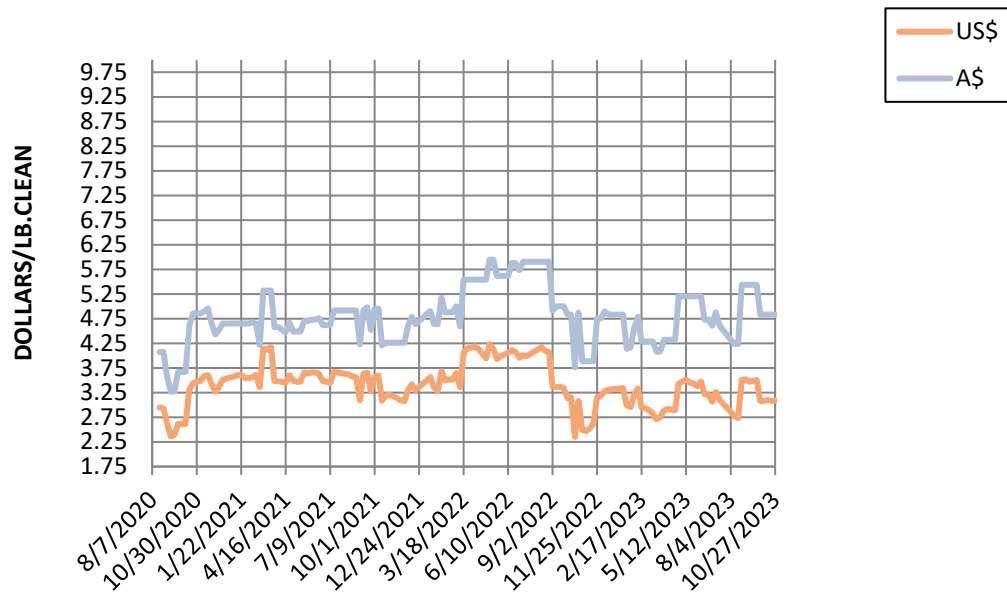
22 MICRON MARKET INDICATOR A\$ vs US\$



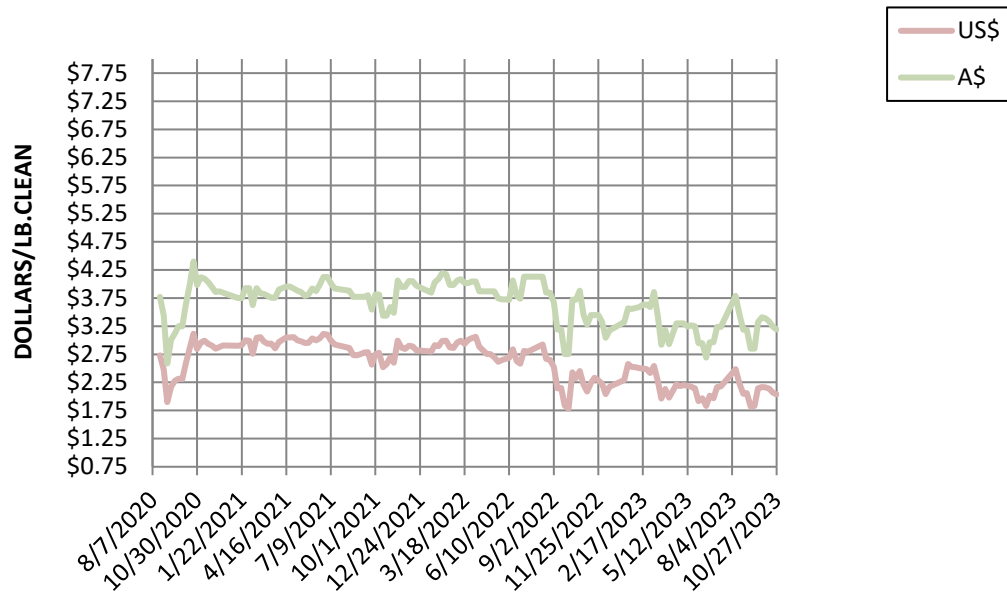
23 MICRON MARKET INDICATOR A\$ vs US\$



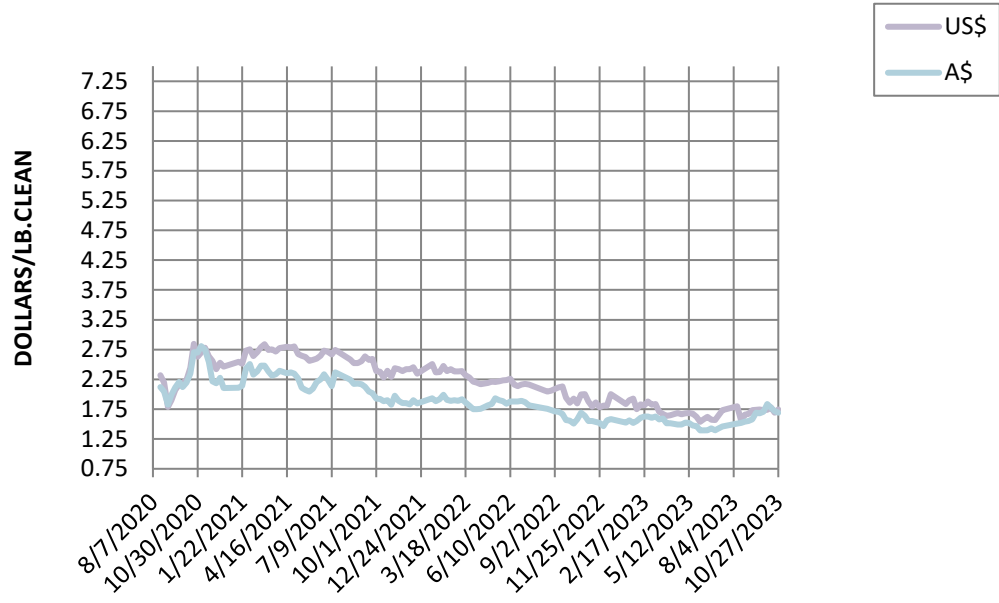
24 MICRON MARKET INDICATOR A\$ vs US\$



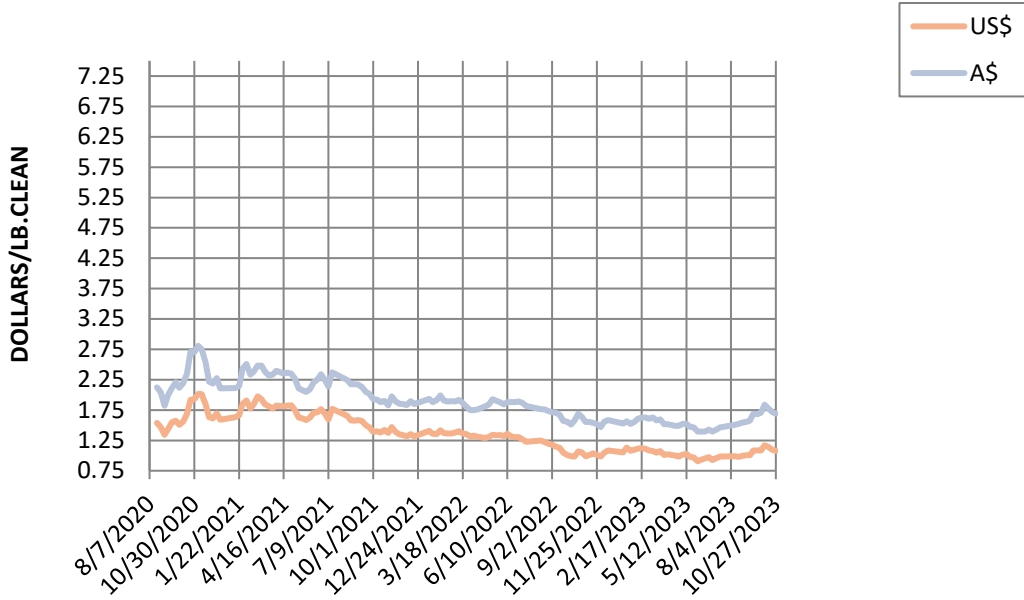
25 MICRON MARKET INDICATOR A\$ vs US\$



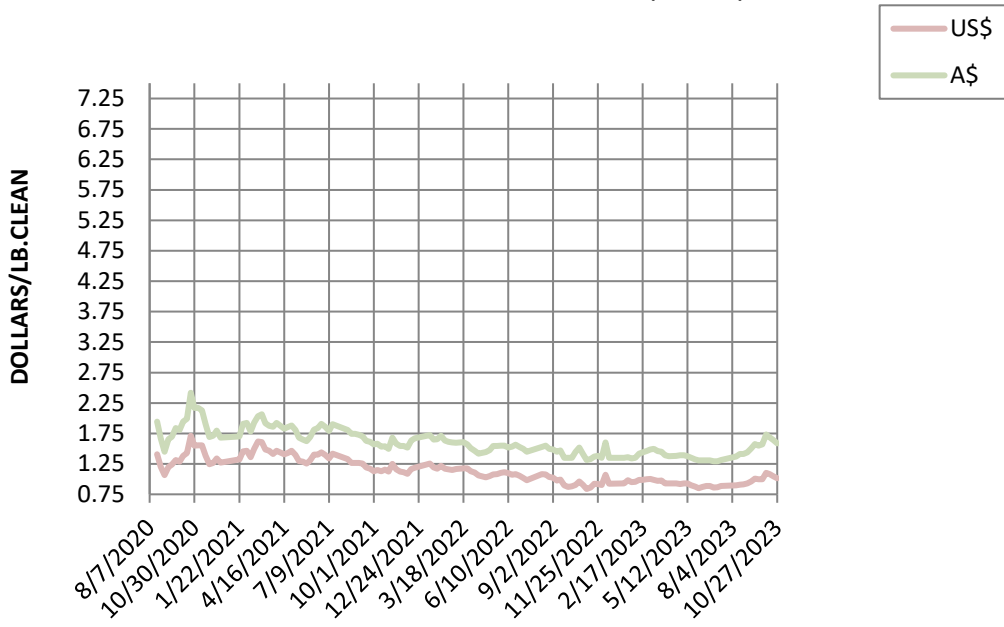
26 MICRON MARKET INDICATOR A\$ vs US\$



28 MICRON MARKET INDICATOR A\$ vs US\$

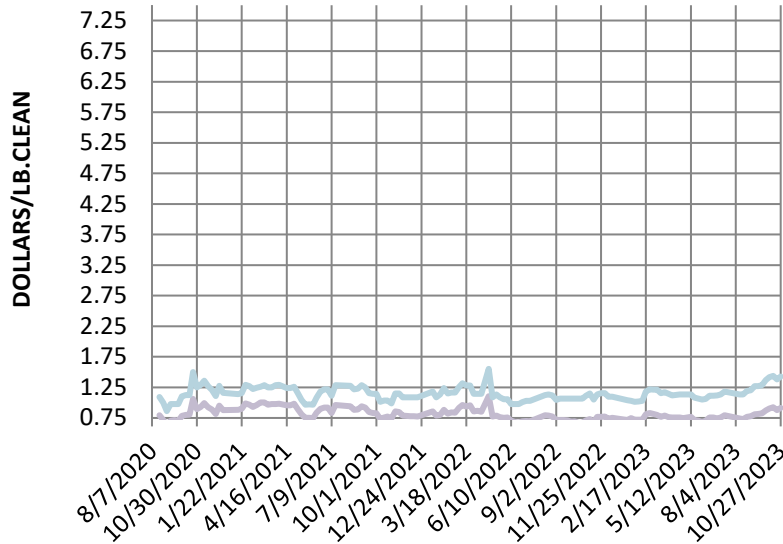


30 MICRON MARKET INDICATOR A\$ vs US\$



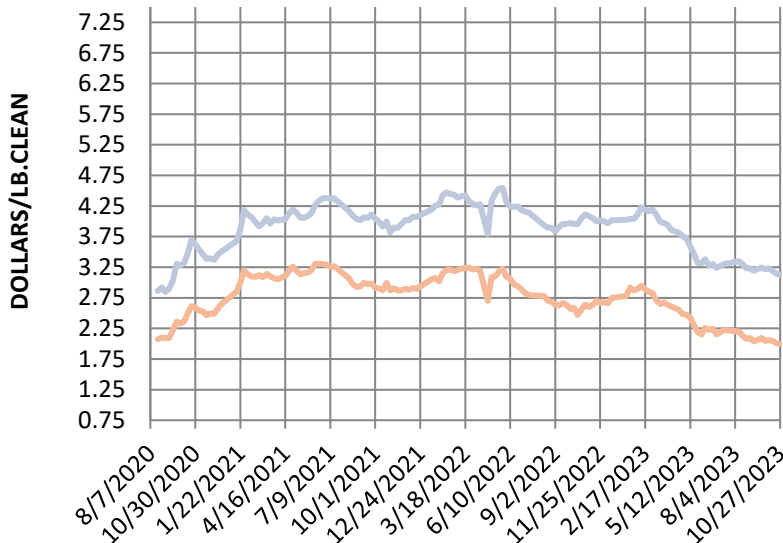
32 MICRON MARKET INDICATOR

A\$ vs US\$

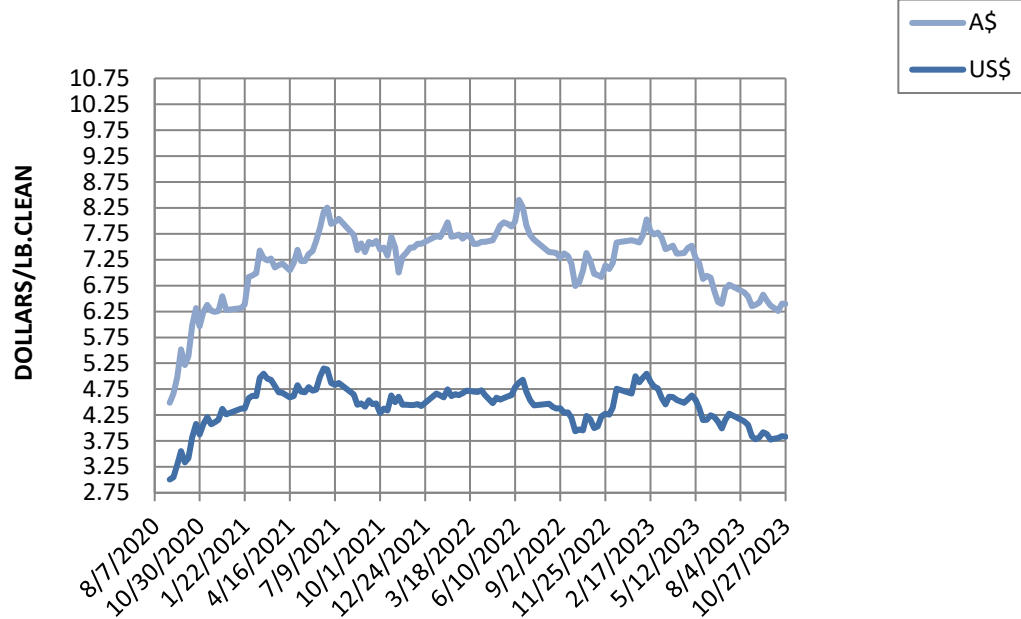


MC MICRON MARKET INDICATOR

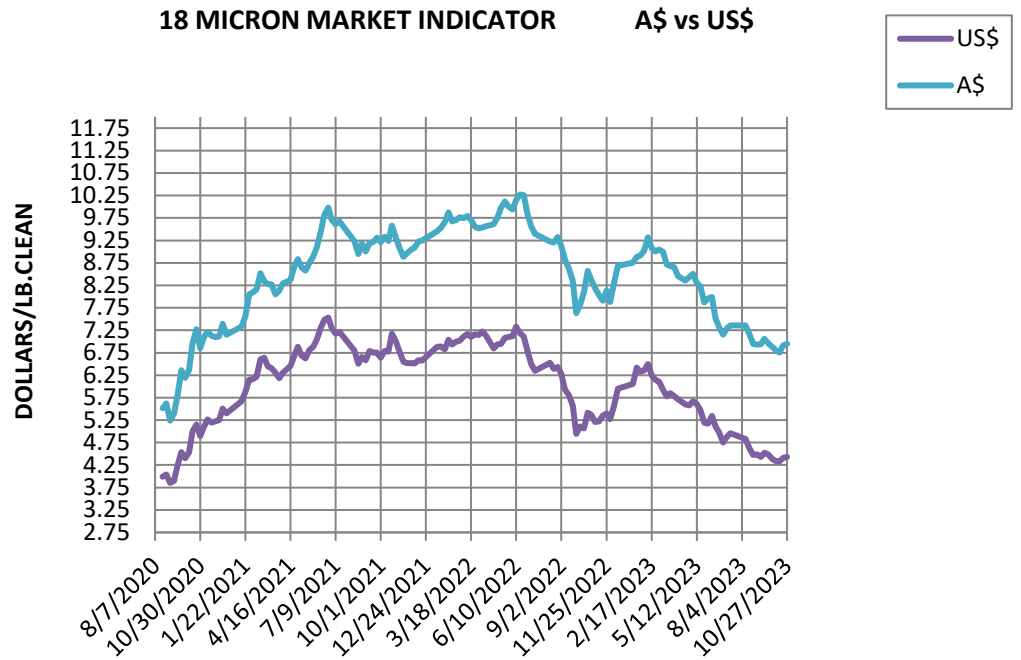
A\$ vs US\$



19 MICRON MARKET INDICATOR A\$ vs US\$



18 MICRON MARKET INDICATOR A\$ vs US\$



17 MICRON MARKET INDICATOR

A\$ vs US\$

