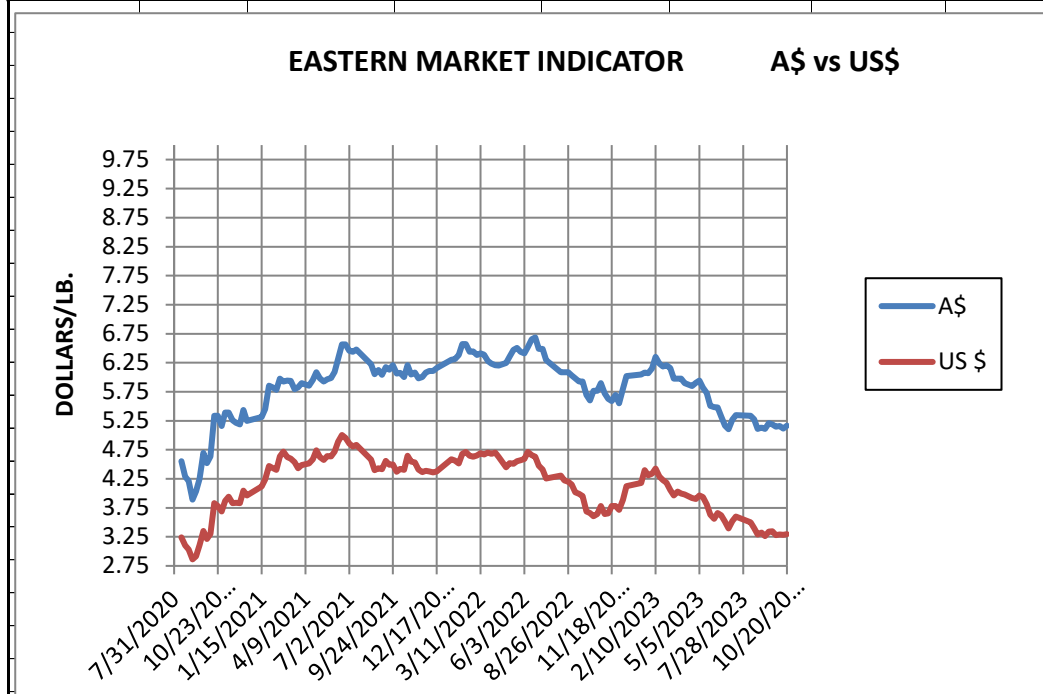


WEEK ENDING
OCTOBER 20, 2023

MARKET INDICATOR CHANGE		US \$/LB.		Clean on floor			
CATEGORY		10/20/2023		10/13/2023		Change	
		A\$	US\$	A\$	US\$	A\$	US\$
EASTERN	MI	\$ 5.17	\$ 3.29	\$ 5.12	\$ 3.28	0.05	0.01
	Micron						
	17	\$ 7.69	\$ 4.90	\$ 7.54	\$ 4.84	0.15	0.06
	18	\$ 6.91	\$ 4.41	\$ 6.75	\$ 4.34	0.16	0.07
	19	\$ 6.40	\$ 4.08	\$ 6.26	\$ 4.02	0.14	0.06
	20	\$ 6.03	\$ 3.85	\$ 5.93	\$ 3.81	0.10	0.04
	21	\$ 5.92	\$ 3.77	\$ 5.83	\$ 3.74	0.09	0.03
	22	\$ 5.82	\$ 3.71	\$ 5.82	\$ 3.73	0.00	-0.03
	23	\$ 5.38	\$ 3.43	\$ 5.67	\$ 3.64	-0.29	-0.21
	24	\$ 4.83	\$ 3.08	\$ 4.83	\$ 3.10	0.00	-0.02
	25	\$ 3.24	\$ 2.07	\$ 3.33	\$ 2.14	-0.10	-0.08
	26	\$ 2.65	\$ 1.69	\$ 2.78	\$ 1.78	-0.13	-0.09
	28	\$ 1.72	\$ 1.10	\$ 1.78	\$ 1.14	-0.06	-0.04
	30	\$ 1.64	\$ 1.05	\$ 1.69	\$ 1.08	-0.05	-0.04
	32	\$ 1.38	\$ 0.88	\$ 1.44	\$ 0.92	-0.06	-0.04
	MC	\$ 3.14	\$ 2.00	\$ 3.19	\$ 2.05	-0.04	-0.04
CURRENCY (US \$/A \$)			\$ 0.6377		\$ 0.6420		-0.0043



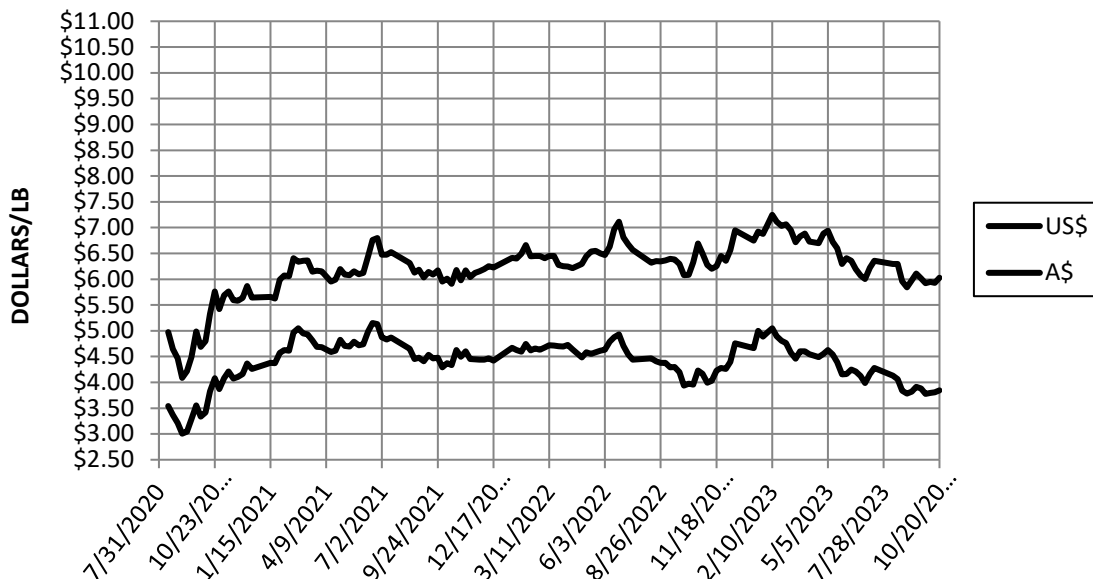
Information source: Wooltrak, Australian Wool Exchange, Weekly Market Review

WEEK ENDING
OCTOBER 20, 2023

MARKET INDICATOR CHANGES US \$/LB. Clean on floor

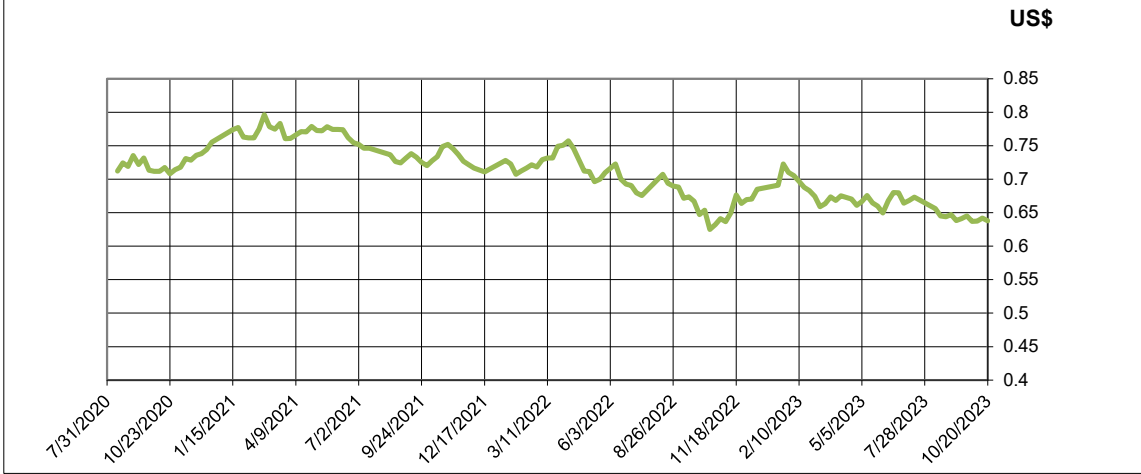
CATEGORY	10/20/2023		10/13/2023		Change	
	A\$	US\$	A\$	US\$	A\$	US\$
EASTERN MI	\$ 5.17	\$ 3.29	\$ 5.12	\$ 3.28	0.05	0.01
Micron						
17	\$ 7.69	\$ 4.90	\$ 7.54	\$ 4.84	0.15	0.06
18	\$ 6.91	\$ 4.41	\$ 6.75	\$ 4.34	0.16	0.07
19	\$ 6.40	\$ 4.08	\$ 6.26	\$ 4.02	0.14	0.06
20	\$ 6.03	\$ 3.85	\$ 5.93	\$ 3.81	0.10	0.04
21	\$ 5.92	\$ 3.77	\$ 5.83	\$ 3.74	0.09	0.03
22	\$ 5.82	\$ 3.71	\$ 5.82	\$ 3.73	0.00	-0.03
23	\$ 5.38	\$ 3.43	\$ 5.67	\$ 3.64	-0.29	-0.21
24	\$ 4.83	\$ 3.08	\$ 4.83	\$ 3.10	0.00	-0.02
25	\$ 3.24	\$ 2.07	\$ 3.33	\$ 2.14	-0.10	-0.08
26	\$ 2.65	\$ 1.69	\$ 2.78	\$ 1.78	-0.13	-0.09
28	\$ 1.72	\$ 1.10	\$ 1.78	\$ 1.14	-0.06	-0.04
30	\$ 1.64	\$ 1.05	\$ 1.69	\$ 1.08	-0.05	-0.04
32	\$ 1.38	\$ 0.88	\$ 1.44	\$ 0.92	-0.06	-0.04
MC	\$ 3.14	\$ 2.00	\$ 3.19	\$ 2.05	-0.04	-0.04
CURRENCY (US \$/A \$)		\$ 0.6377		\$ 0.6420		-0.0043

20 MICRON MARKET INDICATOR

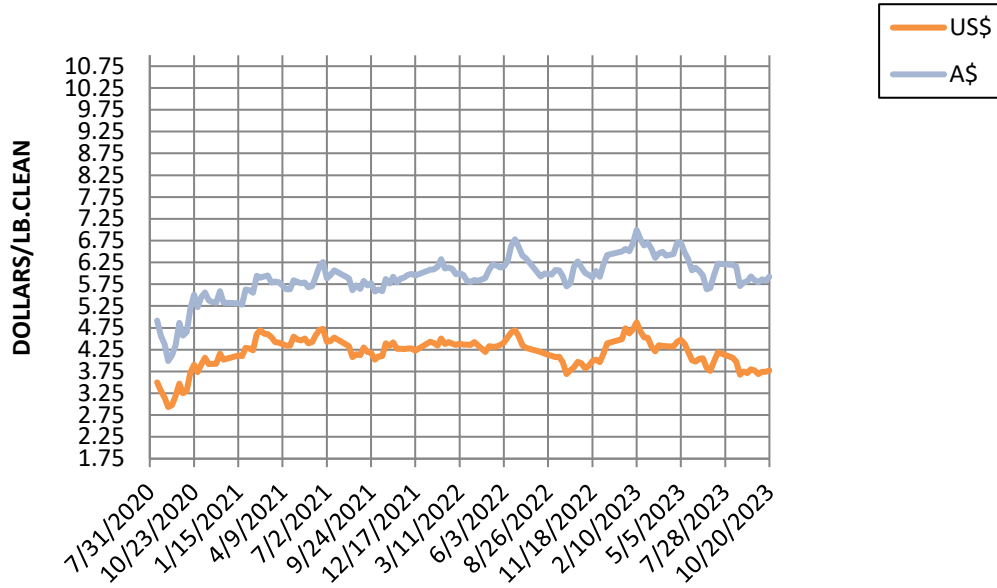


Information source: Wooltrak, Australian Wool Exchange, Weekly Market Review

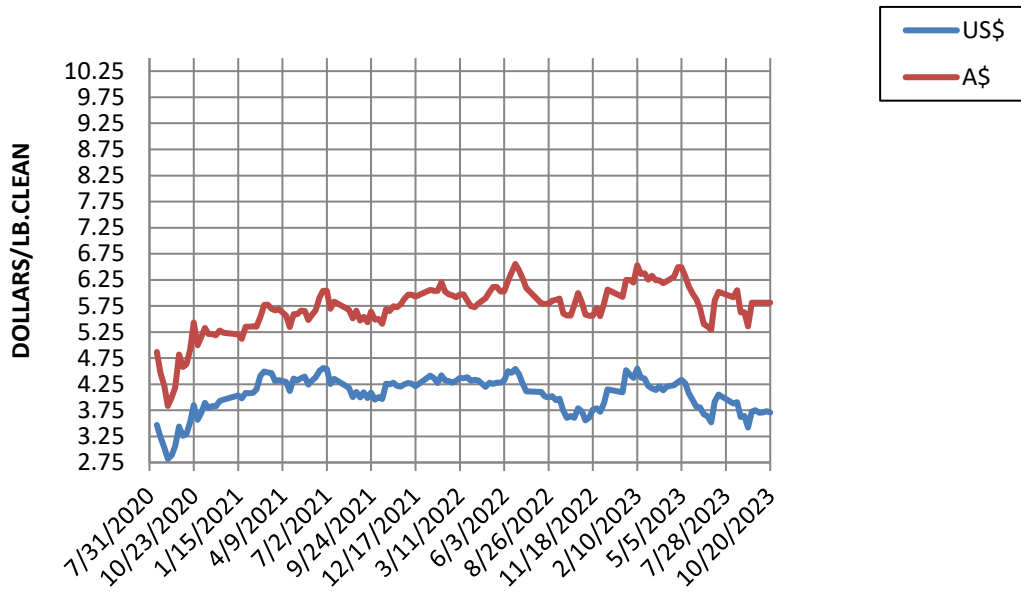
CURRENCY RATE (US\$:A\$)



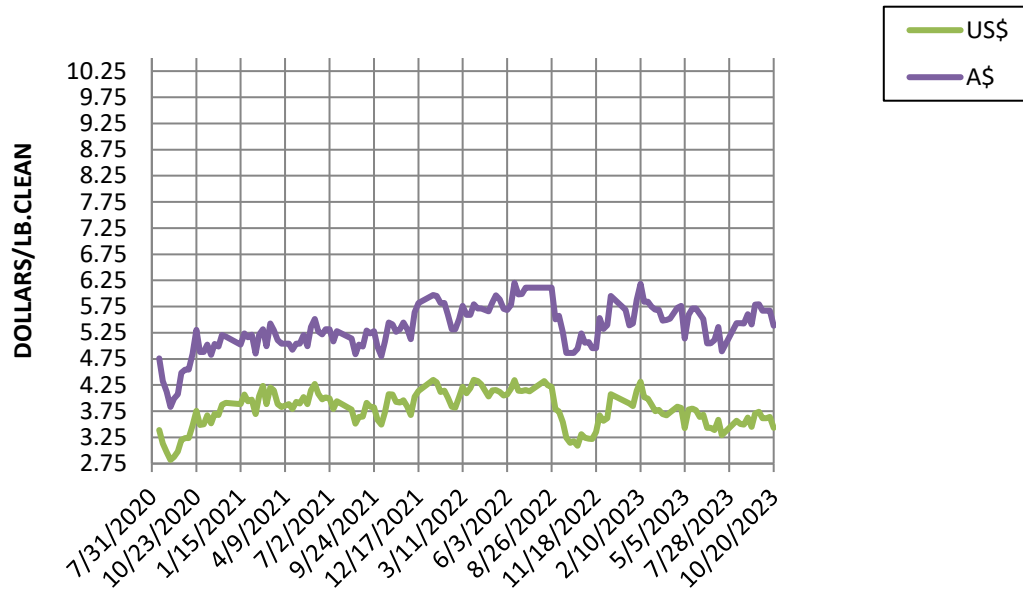
21 MICRON MARKET INDICATOR A\$ vs US\$



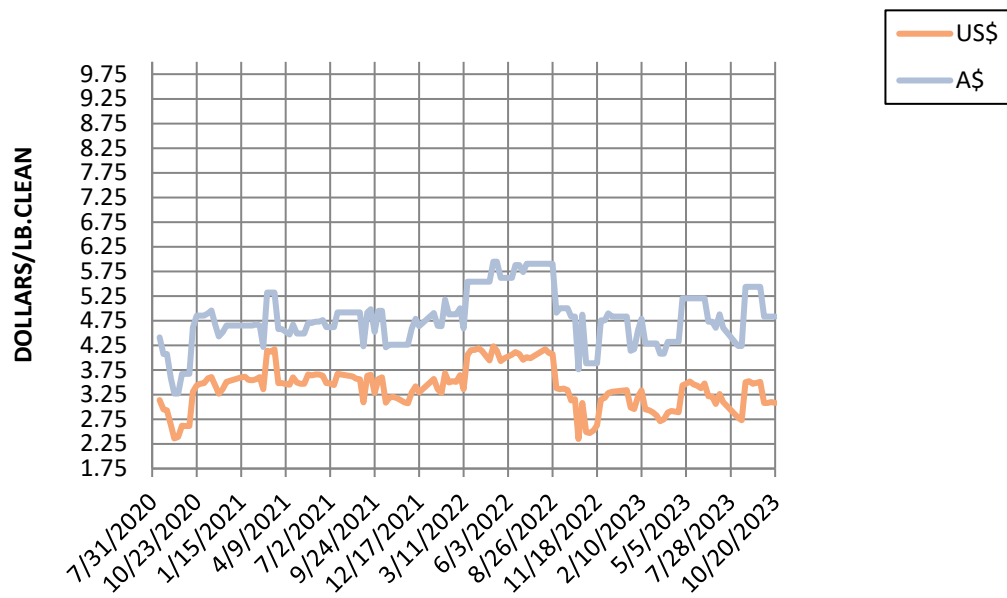
22 MICRON MARKET INDICATOR A\$ vs US\$



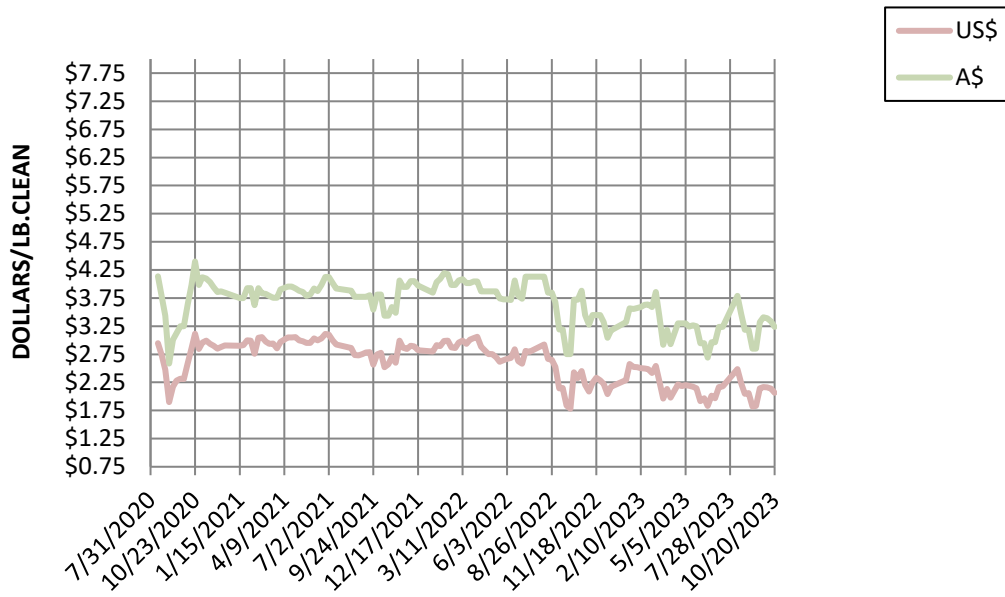
23 MICRON MARKET INDICATOR A\$ vs US\$



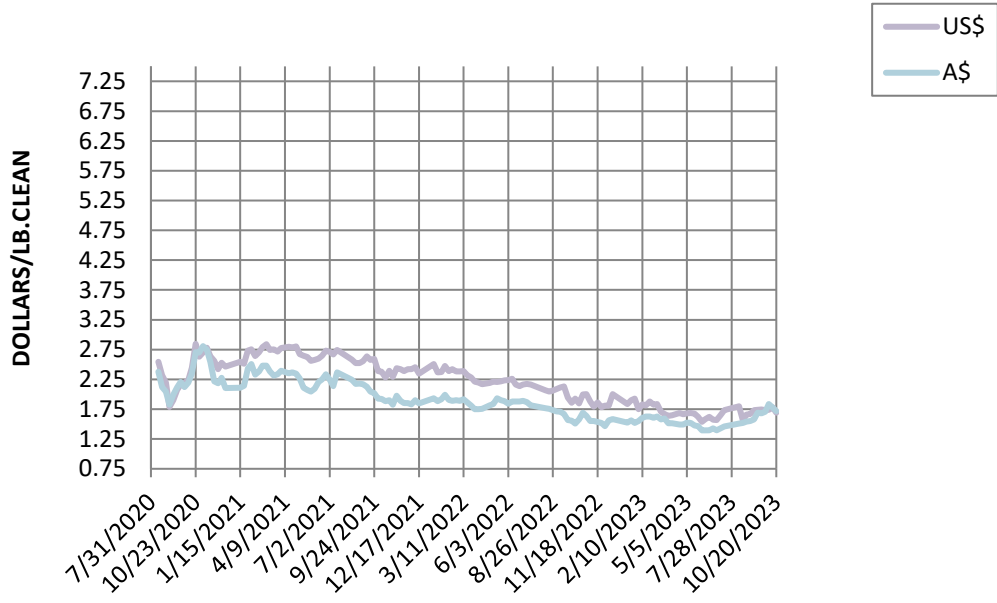
24 MICRON MARKET INDICATOR A\$ vs US\$



25 MICRON MARKET INDICATOR A\$ vs US\$

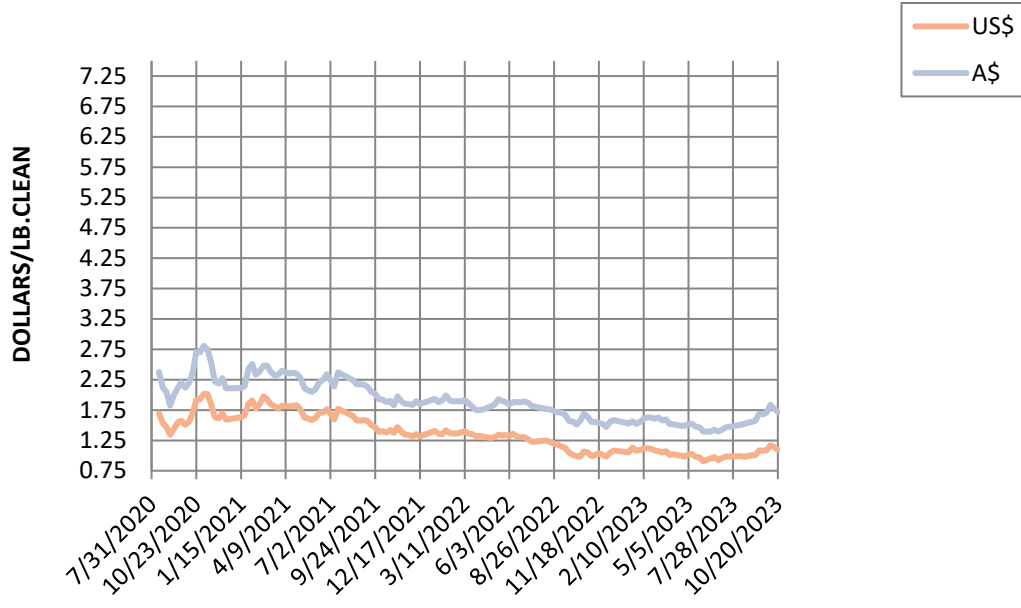


26 MICRON MARKET INDICATOR A\$ vs US\$



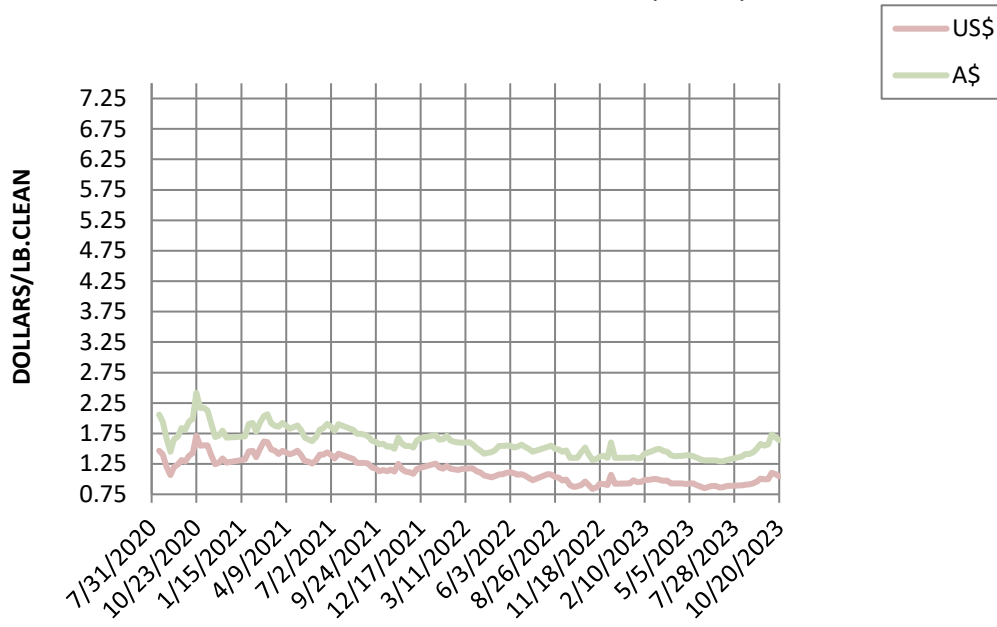
28 MICRON MARKET INDICATOR

A\$ vs US\$



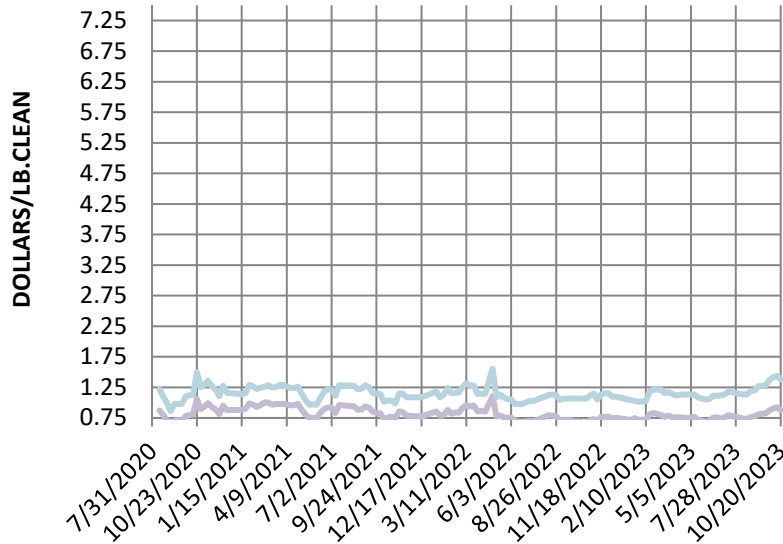
30 MICRON MARKET INDICATOR

A\$ vs US\$



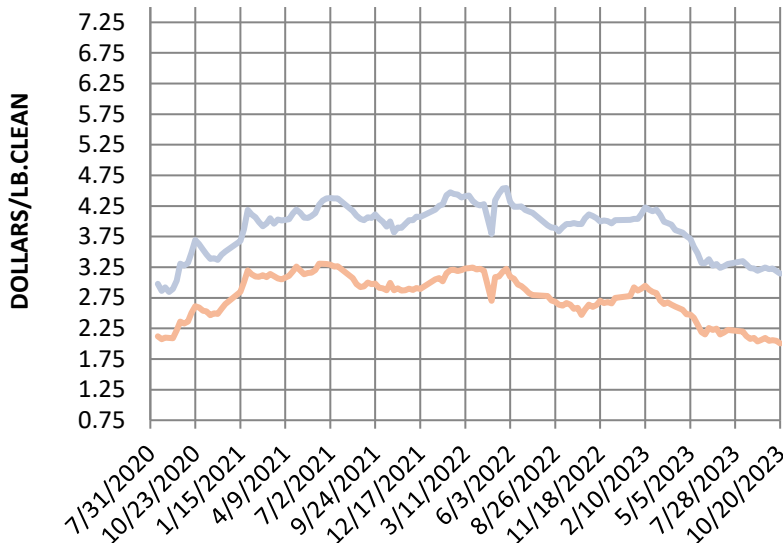
32 MICRON MARKET INDICATOR

A\$ vs US\$

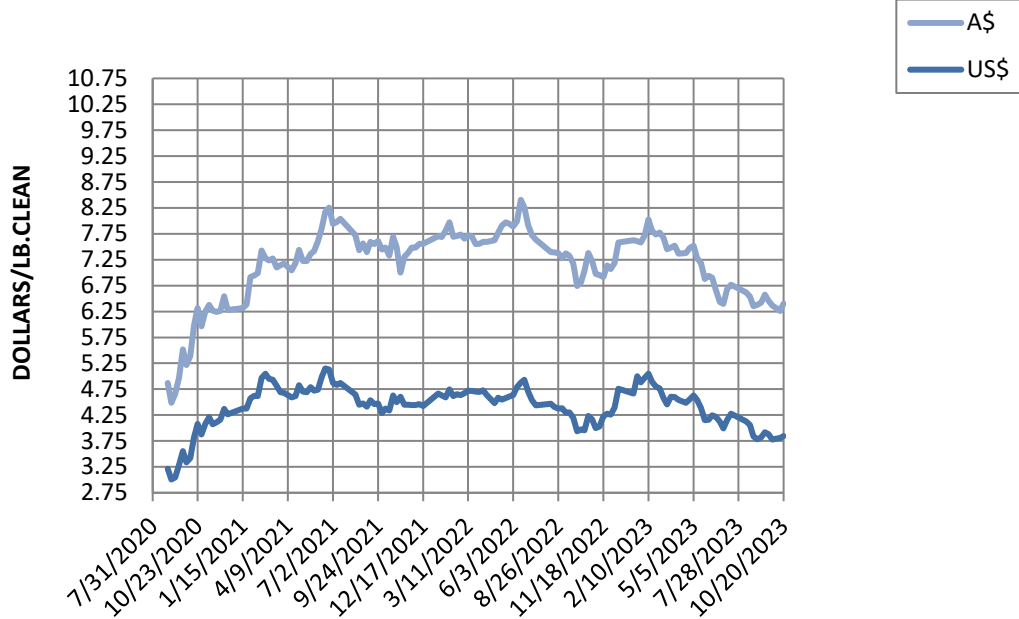


MC MICRON MARKET INDICATOR

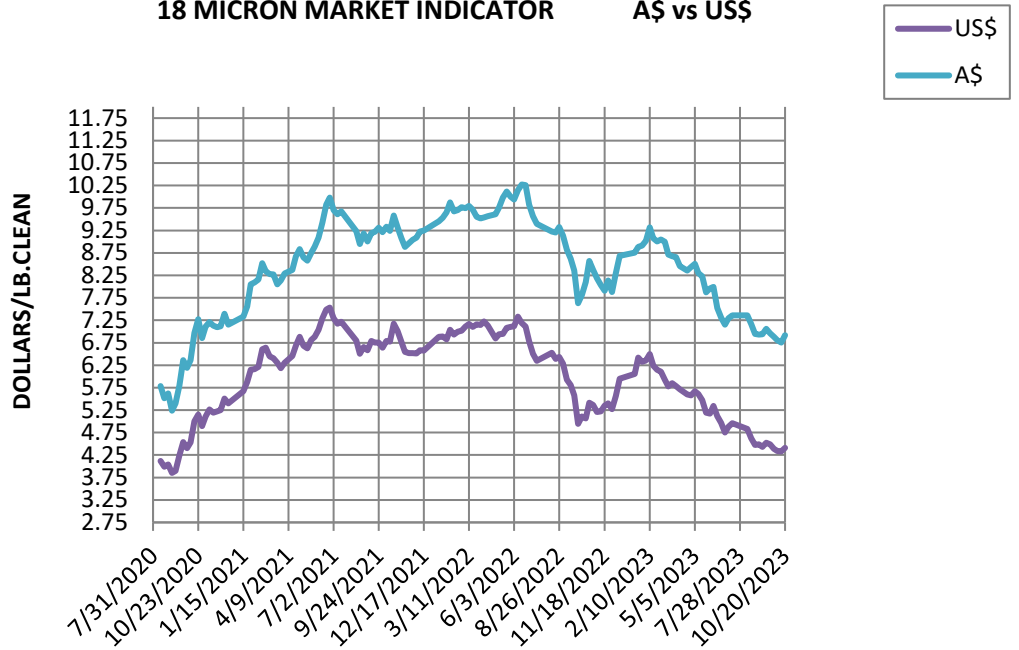
A\$ vs US\$



19 MICRON MARKET INDICATOR A\$ vs US\$



18 MICRON MARKET INDICATOR A\$ vs US\$



17 MICRON MARKET INDICATOR

A\$ vs US\$

