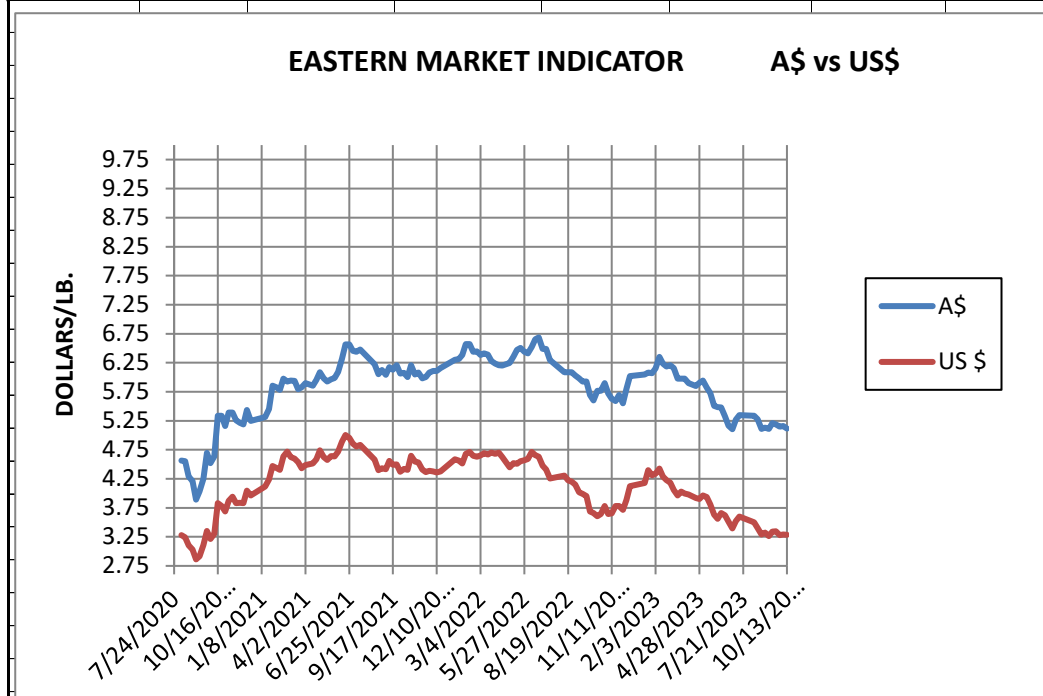


WEEK ENDING  
OCTOBER 13, 2023

MARKET INDICATOR CHANGE		US \$/LB.		Clean on floor			
CATEGORY		10/13/2023		10/6/2023		Change	
		A\$	US\$	A\$	US\$	A\$	US\$
EASTERN MI		\$ 5.12	\$ 3.28	\$ 5.16	\$ 3.29	-0.05	-0.01
Micron							
	17	\$ 7.54	\$ 4.84	\$ 7.71	\$ 4.92	-0.17	-0.08
	18	\$ 6.75	\$ 4.34	\$ 6.80	\$ 4.34	-0.05	0.00
	19	\$ 6.26	\$ 4.02	\$ 6.32	\$ 4.03	-0.05	-0.01
	20	\$ 5.93	\$ 3.81	\$ 5.95	\$ 3.79	-0.02	0.01
	21	\$ 5.83	\$ 3.74	\$ 5.87	\$ 3.74	-0.03	0.01
	22	\$ 5.82	\$ 3.73	\$ 5.82	\$ 3.71	0.00	0.03
	23	\$ 5.67	\$ 3.64	\$ 5.67	\$ 3.62	0.00	0.03
	24	\$ 4.83	\$ 3.10	\$ 4.83	\$ 3.08	0.00	0.02
	25	\$ 3.33	\$ 2.14	\$ 3.39	\$ 2.16	-0.05	-0.02
	26	\$ 2.78	\$ 1.78	\$ 2.73	\$ 1.74	0.05	0.04
	28	\$ 1.78	\$ 1.14	\$ 1.84	\$ 1.17	-0.06	-0.03
	30	\$ 1.69	\$ 1.08	\$ 1.73	\$ 1.10	-0.05	-0.02
	32	\$ 1.44	\$ 0.92	\$ 1.42	\$ 0.90	0.02	0.02
	MC	\$ 3.19	\$ 2.05	\$ 3.23	\$ 2.06	-0.04	-0.01
CURRENCY (US \$/A \$)			\$ 0.6420		\$ 0.6374		0.0046



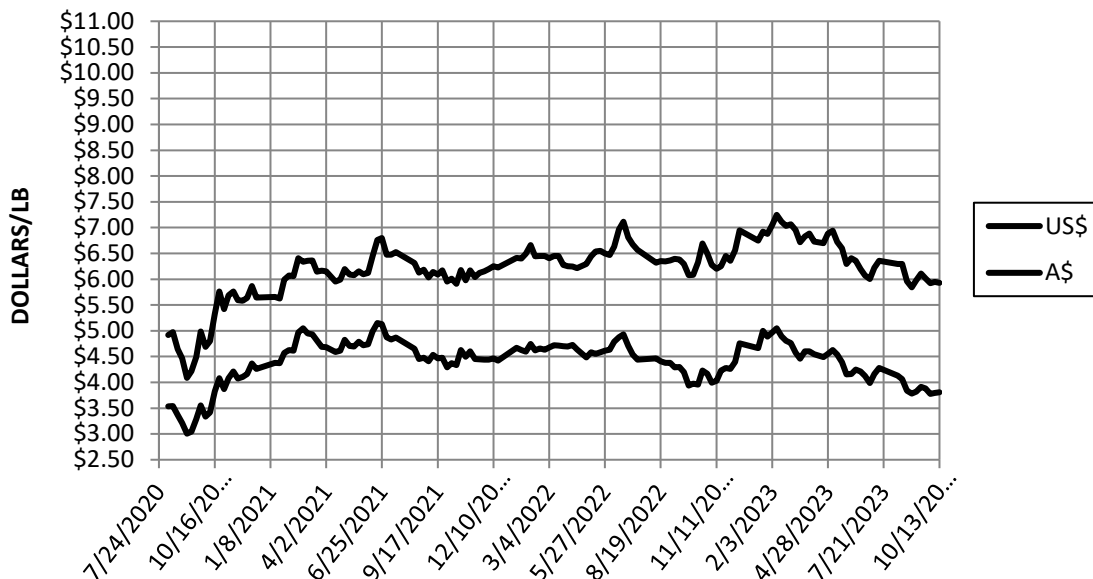
Information source: Wooltrak, Australian Wool Exchange, Weekly Market Review

WEEK ENDING  
OCTOBER 6, 2023

**MARKET INDICATOR CHANGES** US \$/LB. Clean on floor

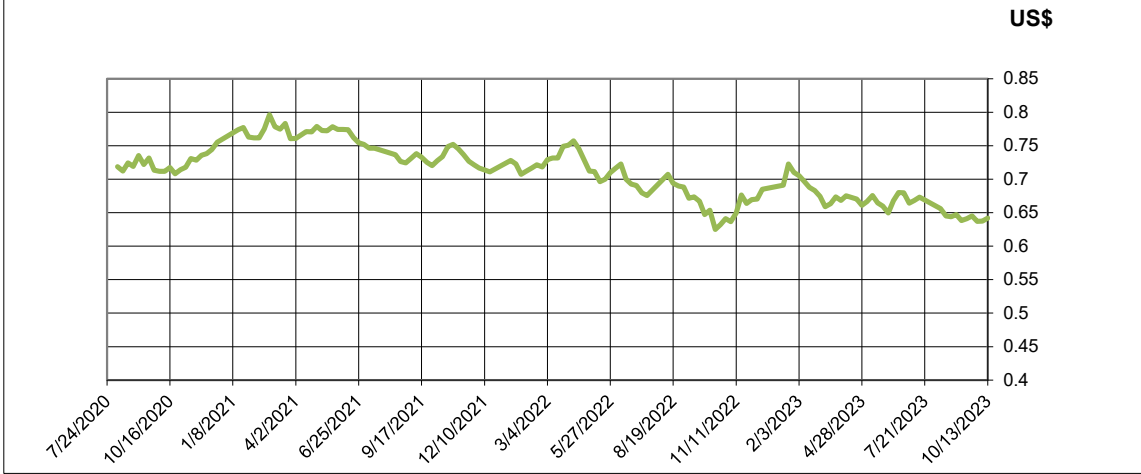
CATEGORY	10/13/2023		10/6/2023		Change	
	A\$	US\$	A\$	US\$	A\$	US\$
EASTERN MI	\$ 5.12	\$ 3.28	\$ 5.16	\$ 3.29	-0.05	-0.01
Micron						
17	\$ 7.54	\$ 4.84	\$ 7.71	\$ 4.92	-0.17	-0.08
18	\$ 6.75	\$ 4.34	\$ 6.80	\$ 4.34	-0.05	0.00
19	\$ 6.26	\$ 4.02	\$ 6.32	\$ 4.03	-0.05	-0.01
20	\$ 5.93	\$ 3.81	\$ 5.95	\$ 3.79	-0.02	0.01
21	\$ 5.83	\$ 3.74	\$ 5.87	\$ 3.74	-0.03	0.01
22	\$ 5.82	\$ 3.73	\$ 5.82	\$ 3.71	0.00	0.03
23	\$ 5.67	\$ 3.64	\$ 5.67	\$ 3.62	0.00	0.03
24	\$ 4.83	\$ 3.10	\$ 4.83	\$ 3.08	0.00	0.02
25	\$ 3.33	\$ 2.14	\$ 3.39	\$ 2.16	-0.05	-0.02
26	\$ 2.78	\$ 1.78	\$ 2.73	\$ 1.74	0.05	0.04
28	\$ 1.78	\$ 1.14	\$ 1.84	\$ 1.17	-0.06	-0.03
30	\$ 1.69	\$ 1.08	\$ 1.73	\$ 1.10	-0.05	-0.02
32	\$ 1.44	\$ 0.92	\$ 1.42	\$ 0.90	0.02	0.02
MC	\$ 3.19	\$ 2.05	\$ 3.23	\$ 2.06	-0.04	-0.01
CURRENCY (US \$/A \$)		\$ 0.6420		\$ 0.6374		0.0046

**20 MICRON MARKET INDICATOR**

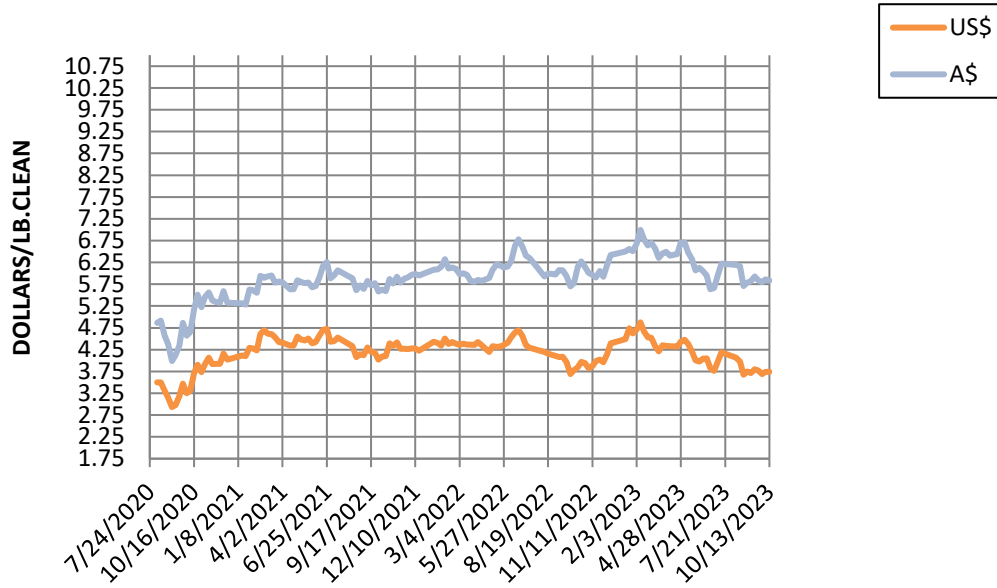


Information source: Wooltrak, Australian Wool Exchange, Weekly Market Review

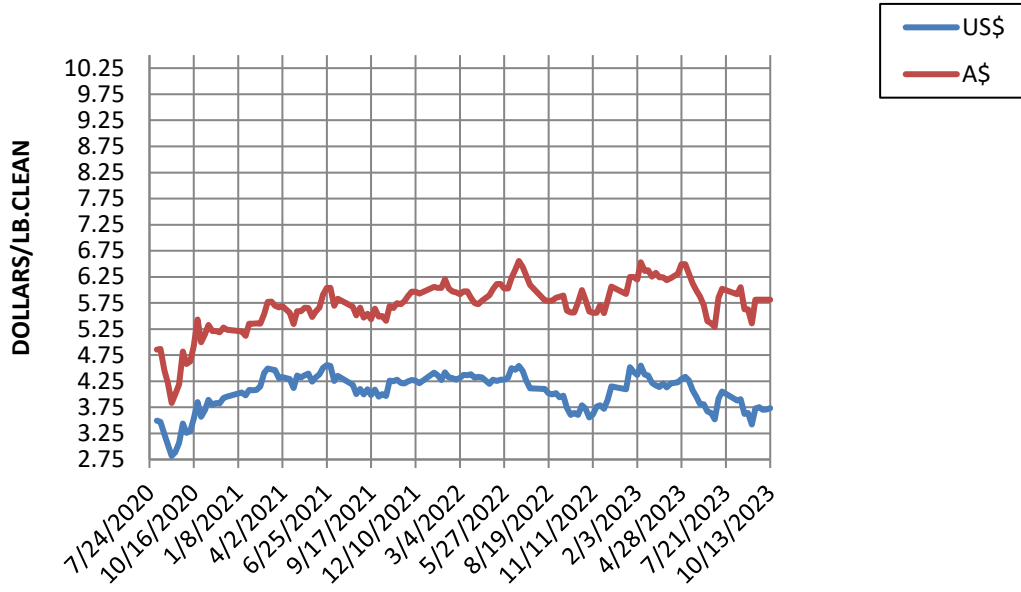
### CURRENCY RATE (US\$:A\$)



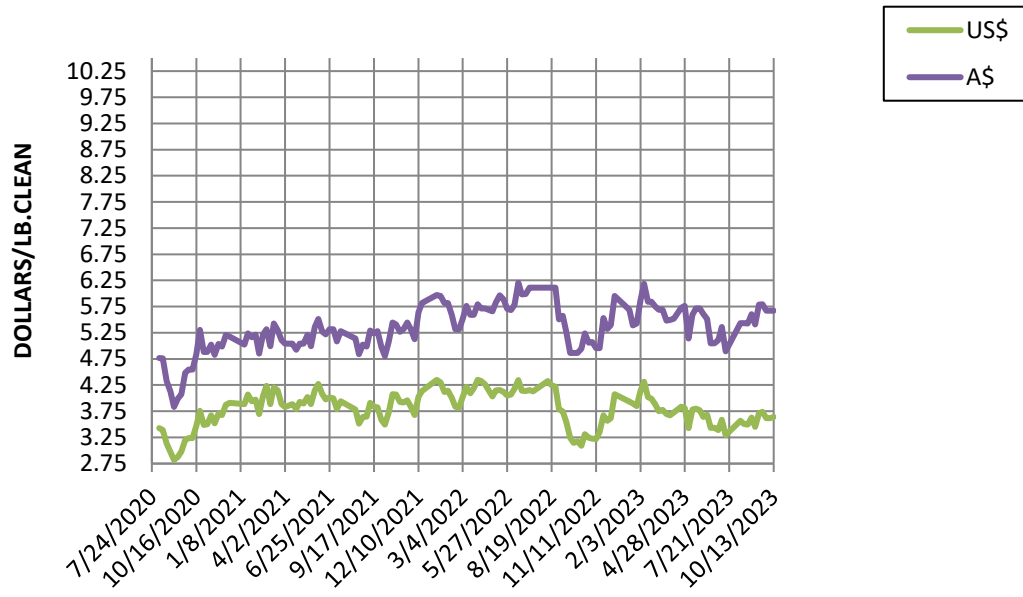
21 MICRON MARKET INDICATOR A\$ vs US\$



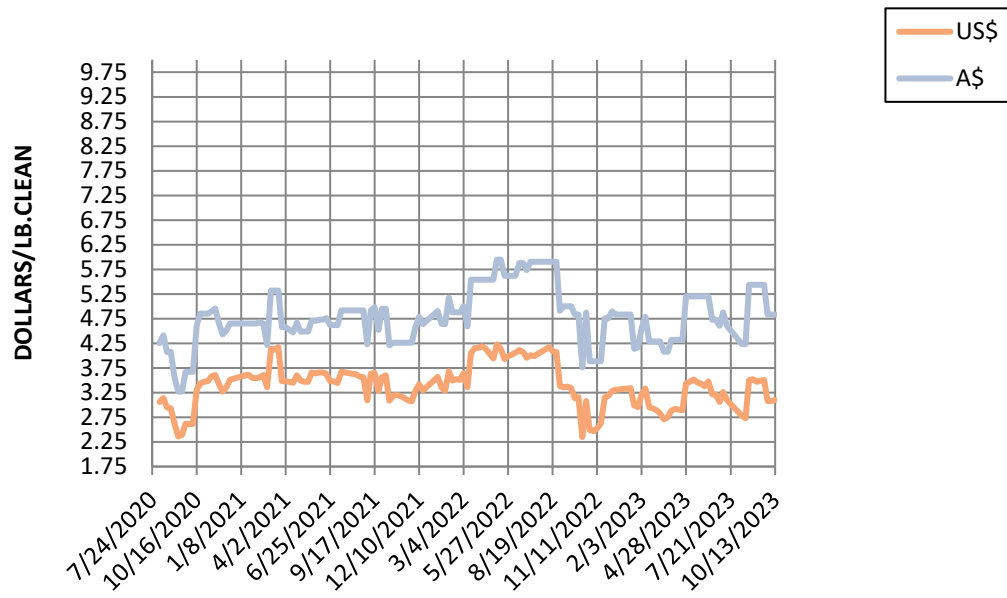
22 MICRON MARKET INDICATOR A\$ vs US\$



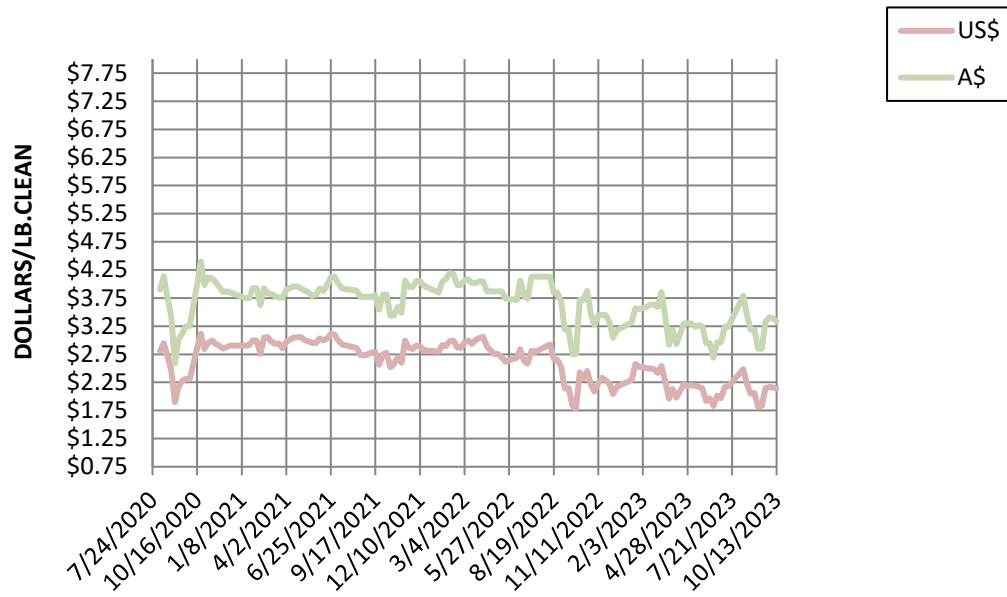
23 MICRON MARKET INDICATOR A\$ vs US\$



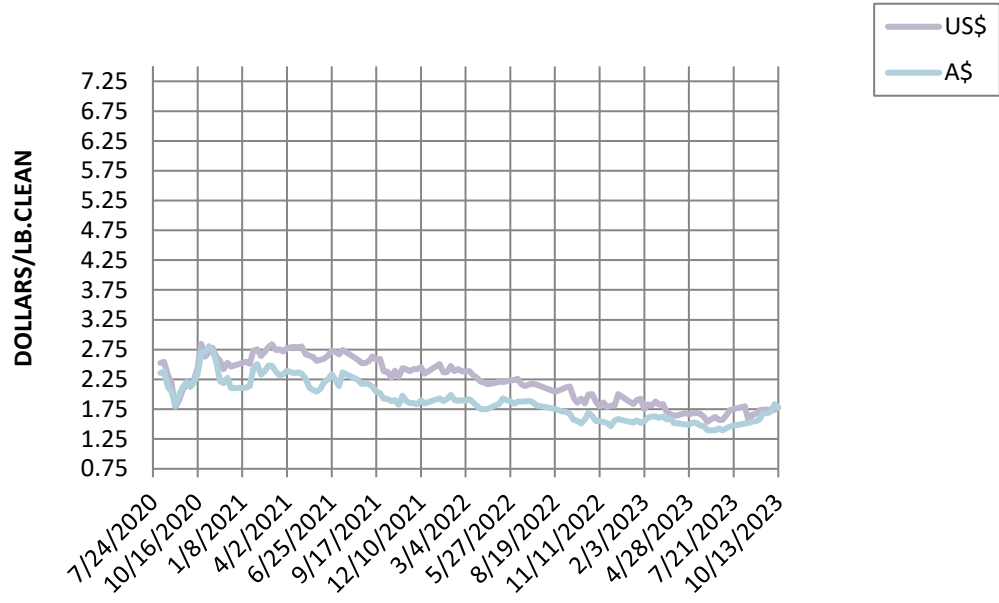
24 MICRON MARKET INDICATOR A\$ vs US\$



25 MICRON MARKET INDICATOR A\$ vs US\$

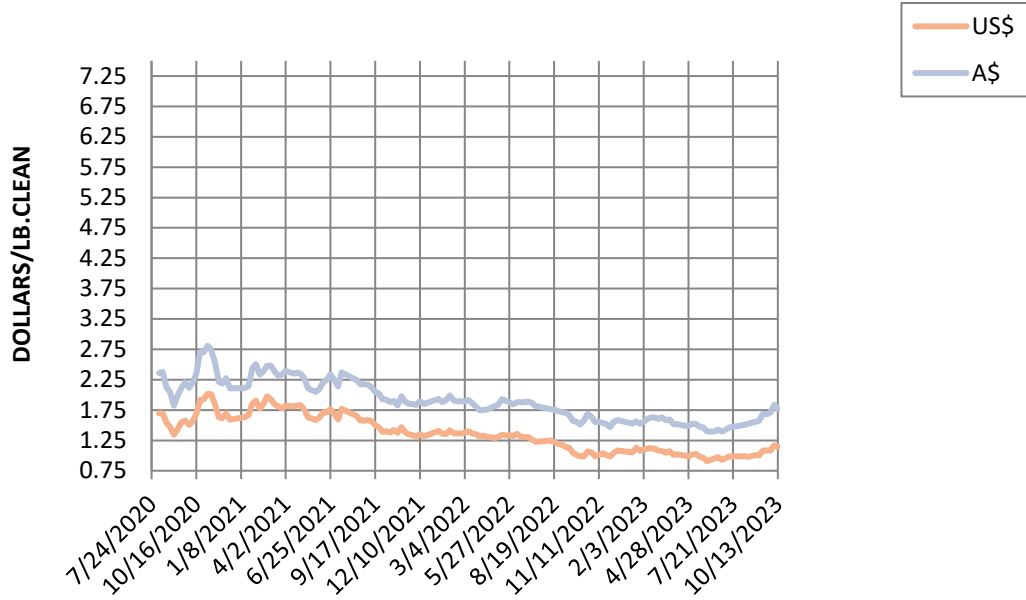


26 MICRON MARKET INDICATOR A\$ vs US\$



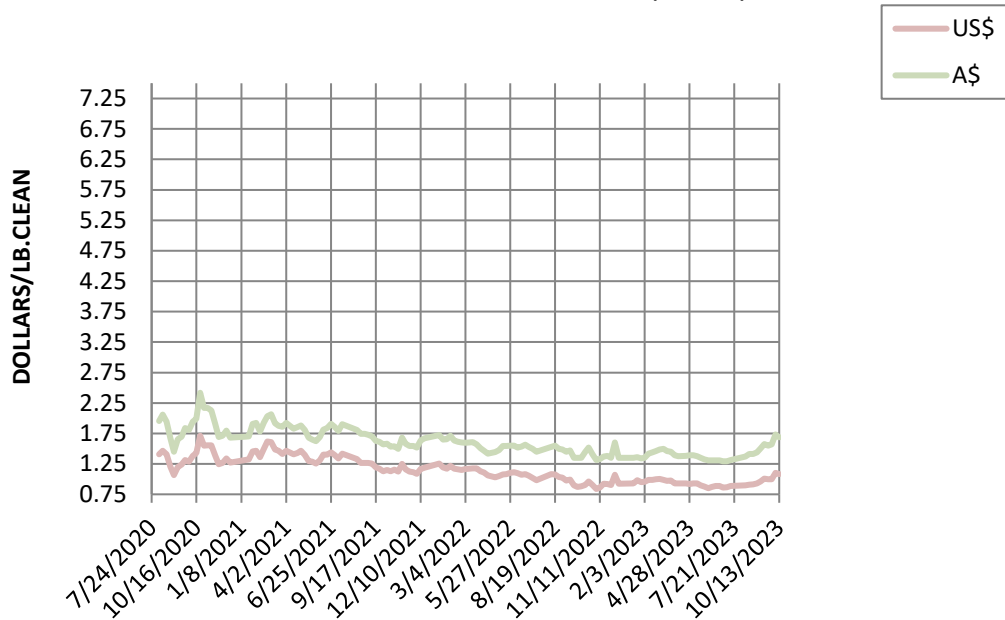
**28 MICRON MARKET INDICATOR**

**A\$ vs US\$**



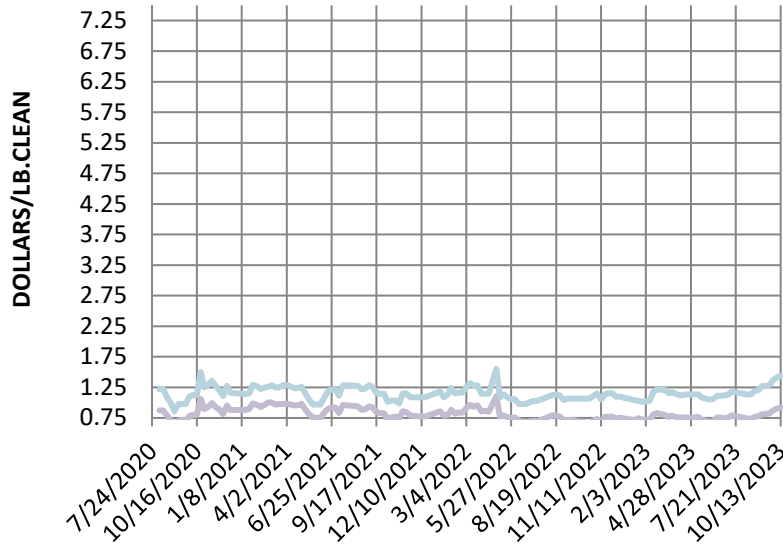
**30 MICRON MARKET INDICATOR**

**A\$ vs US\$**



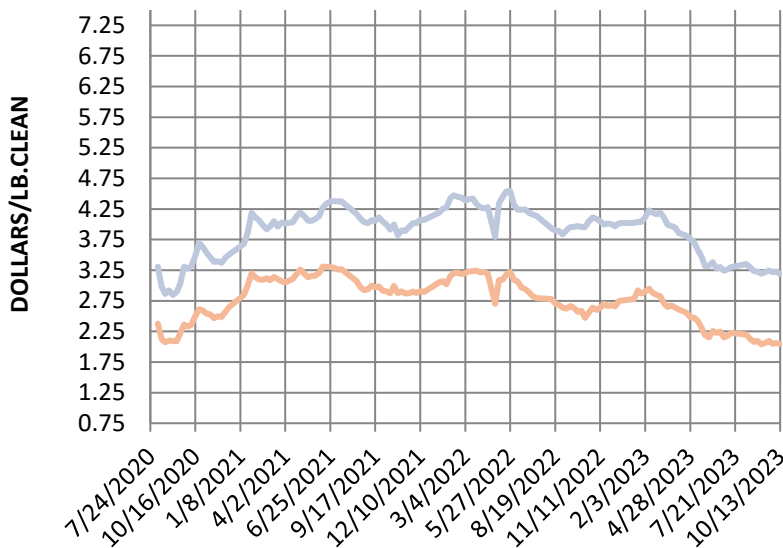
### 32 MICRON MARKET INDICATOR

A\$ vs US\$



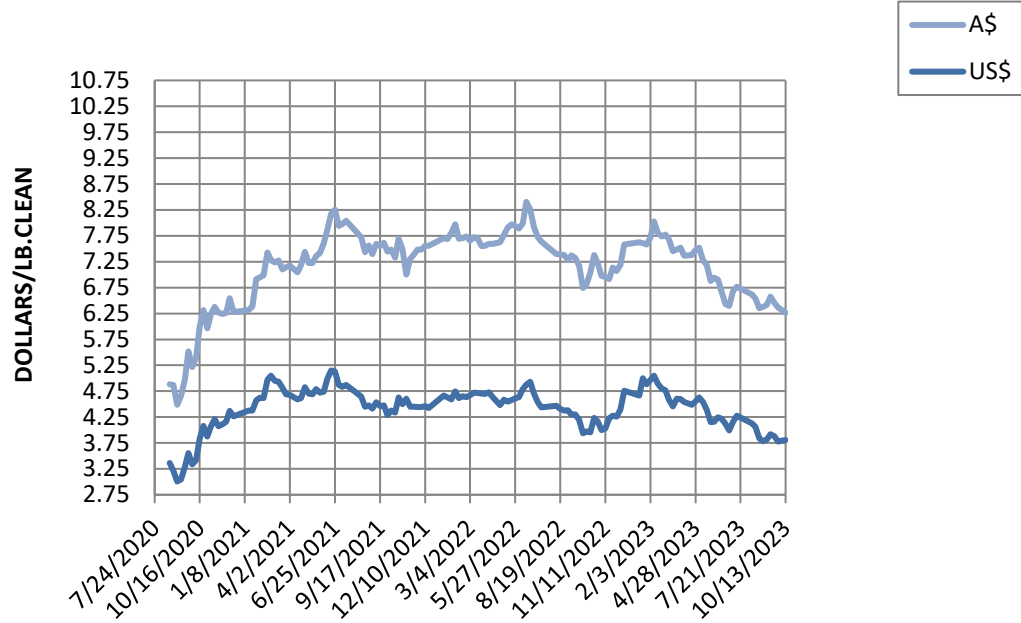
### MC MICRON MARKET INDICATOR

A\$ vs US\$

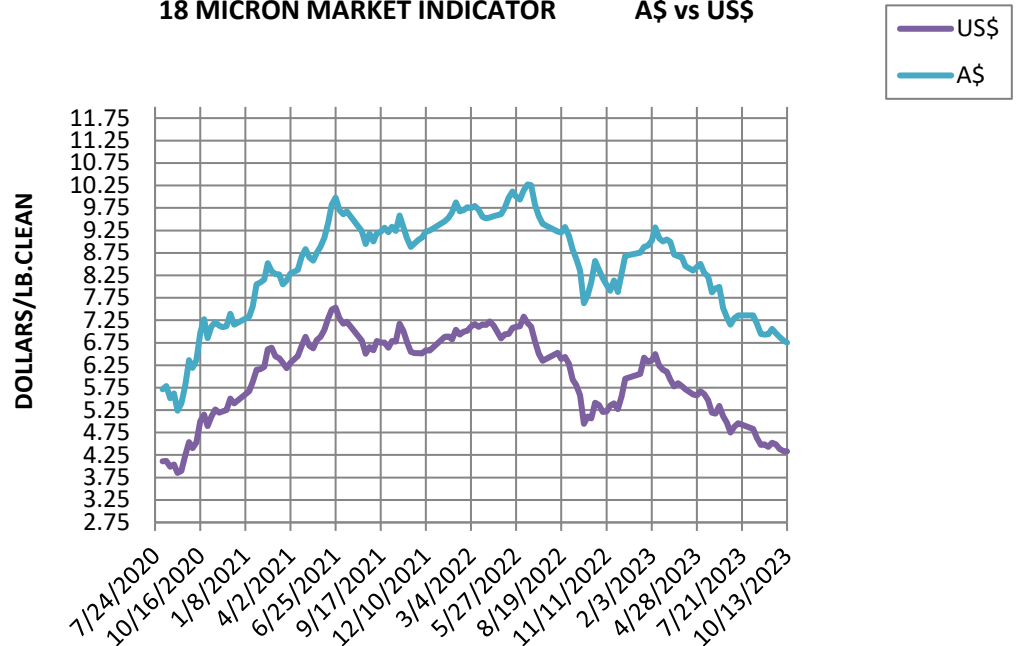




**19 MICRON MARKET INDICATOR      A\$ vs US\$**



**18 MICRON MARKET INDICATOR      A\$ vs US\$**



# 17 MICRON MARKET INDICATOR

## A\$ vs US\$

