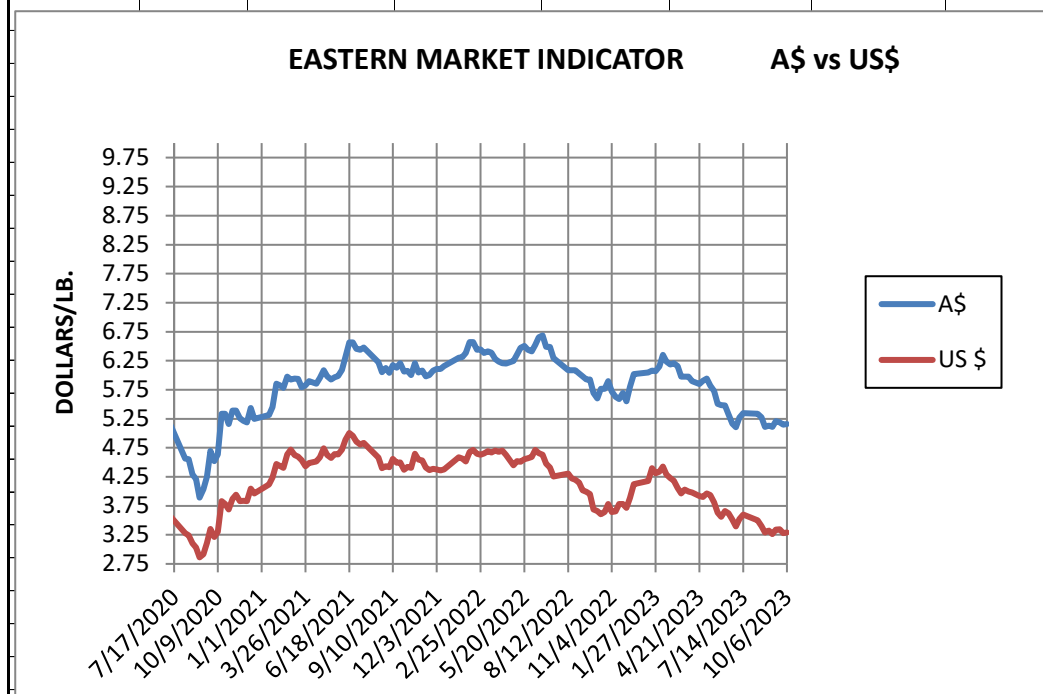


WEEK ENDING
OCTOBER 6, 2023

MARKET INDICATOR CHANGE		US \$/LB.		Clean on floor			
CATEGORY		10/6/2023		9/29/2023		Change	
		A\$	US\$	A\$	US\$	A\$	US\$
EASTERN MI		\$ 5.16	\$ 3.29	\$ 5.15	\$ 3.28	0.01	0.01
Micron							
	17	\$ 7.71	\$ 4.92	\$ 7.82	\$ 4.98	-0.10	-0.06
	18	\$ 6.80	\$ 4.34	\$ 6.88	\$ 4.39	-0.08	-0.05
	19	\$ 6.32	\$ 4.03	\$ 6.36	\$ 4.05	-0.05	-0.03
	20	\$ 5.95	\$ 3.79	\$ 5.93	\$ 3.77	0.02	0.02
	21	\$ 5.87	\$ 3.74	\$ 5.80	\$ 3.69	0.07	0.05
	22	\$ 5.82	\$ 3.71	\$ 5.82	\$ 3.70	0.00	0.00
	23	\$ 5.36	\$ 3.42	\$ 5.36	\$ 3.42	0.00	0.00
	24	\$ 4.83	\$ 3.08	\$ 4.83	\$ 3.08	0.00	0.00
	25	\$ 3.39	\$ 2.16	\$ 3.41	\$ 2.17	-0.02	-0.01
	26	\$ 2.73	\$ 1.74	\$ 2.73	\$ 1.74	0.00	0.00
	28	\$ 1.84	\$ 1.17	\$ 1.71	\$ 1.09	0.13	0.08
	30	\$ 1.73	\$ 1.10	\$ 1.57	\$ 1.00	0.16	0.10
	32	\$ 1.42	\$ 0.90	\$ 1.37	\$ 0.87	0.05	0.03
	MC	\$ 3.23	\$ 2.06	\$ 3.22	\$ 2.05	0.01	0.01
CURRENCY (US \$/A \$)			\$ 0.6374		\$ 0.6370		0.0004



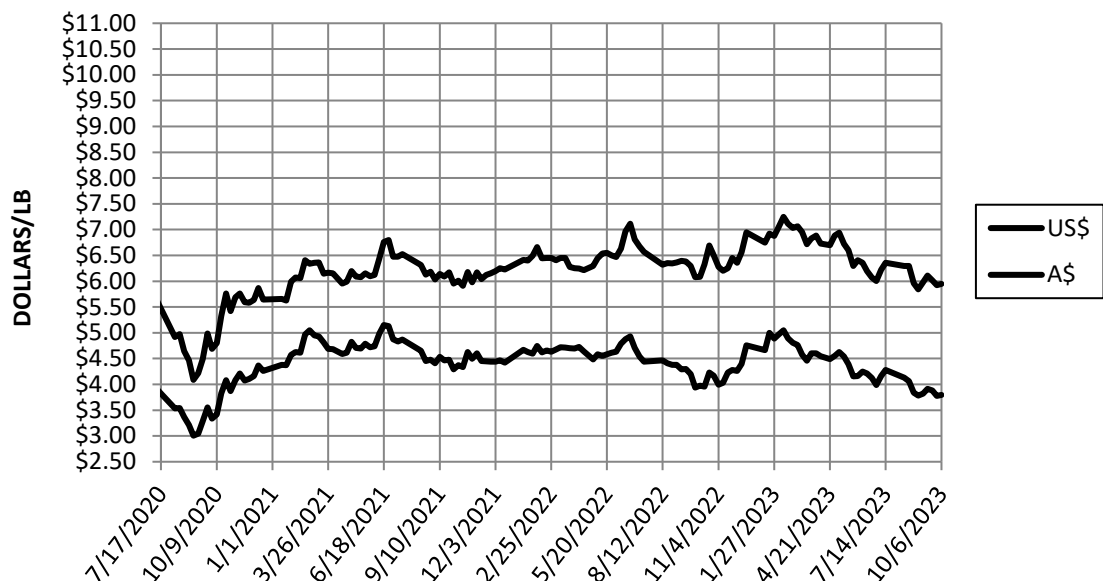
Information source: Wooltrak, Australian Wool Exchange, Weekly Market Review

WEEK ENDING
OCTOBER 6, 2023

MARKET INDICATOR CHANGES US \$/LB. Clean on floor

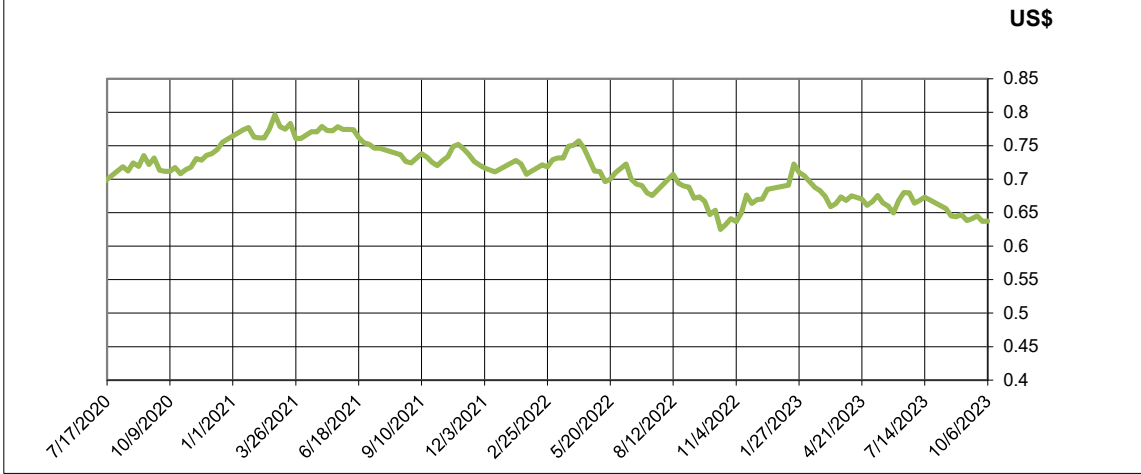
CATEGORY	10/6/2023		9/29/2023		Change	
	A\$	US\$	A\$	US\$	A\$	US\$
EASTERN MI	\$ 5.16	\$ 3.29	\$ 5.15	\$ 3.28	0.01	0.01
Micron						
17	\$ 7.71	\$ 4.92	\$ 7.82	\$ 4.98	-0.10	-0.06
18	\$ 6.80	\$ 4.34	\$ 6.88	\$ 4.39	-0.08	-0.05
19	\$ 6.32	\$ 4.03	\$ 6.36	\$ 4.05	-0.05	-0.03
20	\$ 5.95	\$ 3.79	\$ 5.93	\$ 3.77	0.02	0.02
21	\$ 5.87	\$ 3.74	\$ 5.80	\$ 3.69	0.07	0.05
22	\$ 5.82	\$ 3.71	\$ 5.82	\$ 3.70	0.00	0.00
23	\$ 5.36	\$ 3.42	\$ 5.36	\$ 3.42	0.00	0.00
24	\$ 4.83	\$ 3.08	\$ 4.83	\$ 3.08	0.00	0.00
25	\$ 3.39	\$ 2.16	\$ 3.41	\$ 2.17	-0.02	-0.01
26	\$ 2.73	\$ 1.74	\$ 2.73	\$ 1.74	0.00	0.00
28	\$ 1.84	\$ 1.17	\$ 1.71	\$ 1.09	0.13	0.08
30	\$ 1.73	\$ 1.10	\$ 1.57	\$ 1.00	0.16	0.10
32	\$ 1.42	\$ 0.90	\$ 1.37	\$ 0.87	0.05	0.03
MC	\$ 3.23	\$ 2.06	\$ 3.22	\$ 2.05	0.01	0.01
CURRENCY (US \$/A \$)		\$ 0.6374		\$ 0.6370		0.0004

20 MICRON MARKET INDICATOR

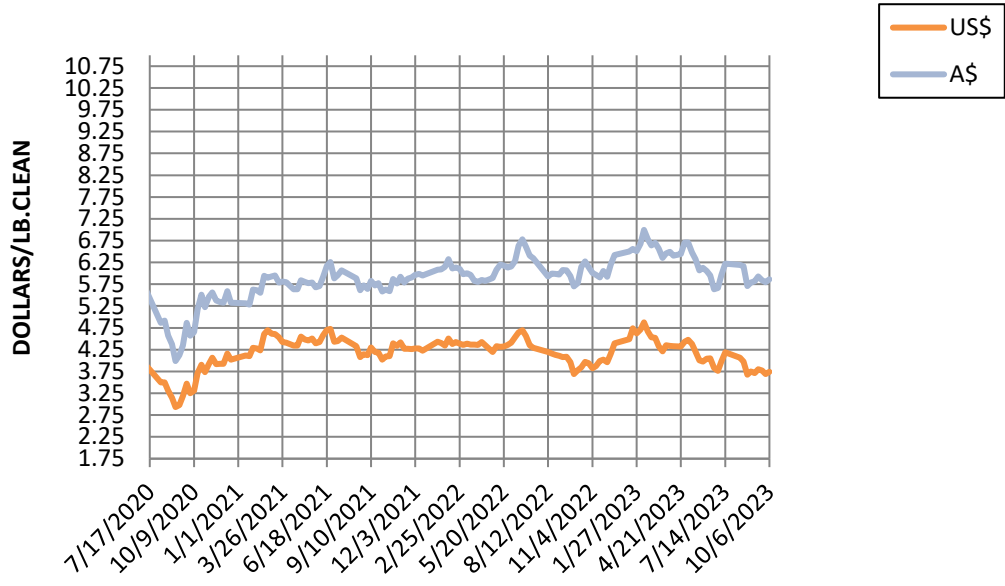


Information source: Wooltrak, Australian Wool Exchange, Weekly Market Review

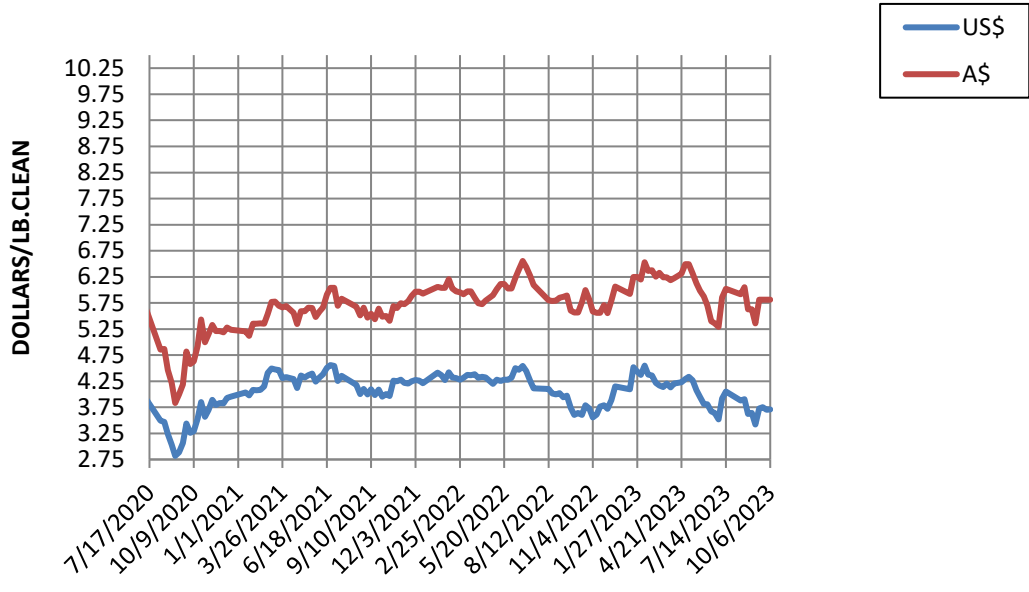
CURRENCY RATE (US\$:A\$)



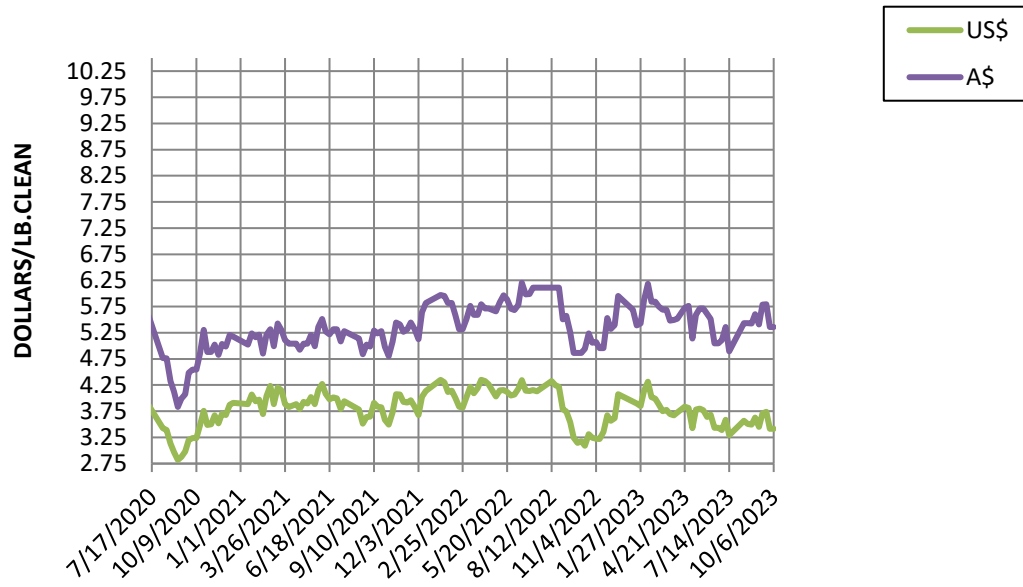
21 MICRON MARKET INDICATOR A\$ vs US\$



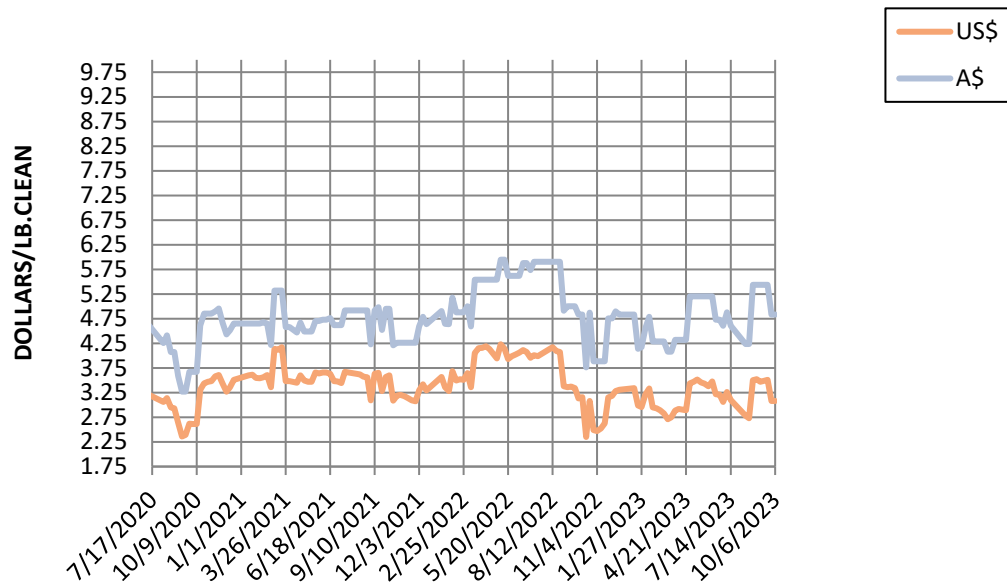
22 MICRON MARKET INDICATOR A\$ vs US\$



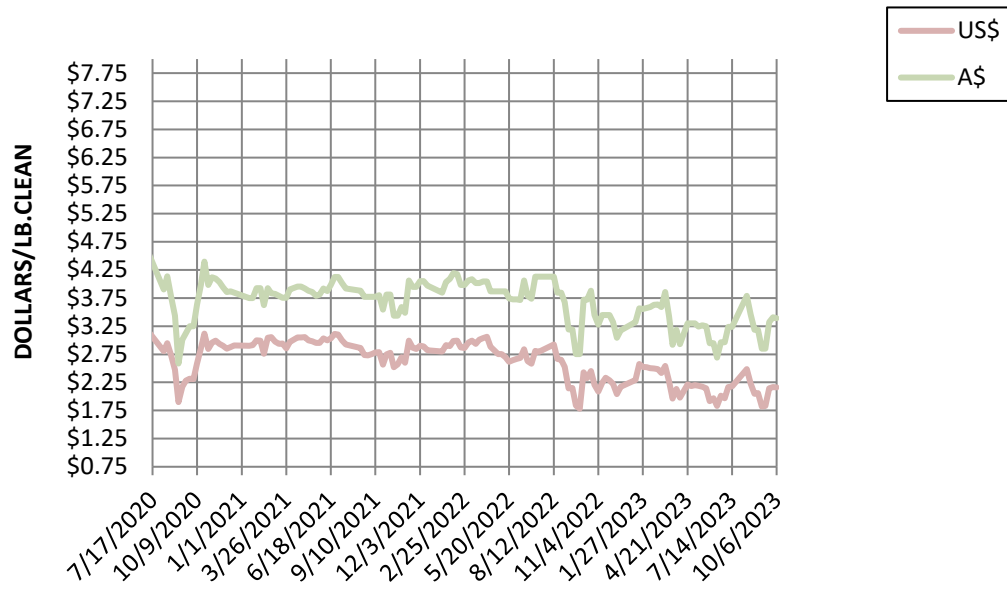
23 MICRON MARKET INDICATOR A\$ vs US\$



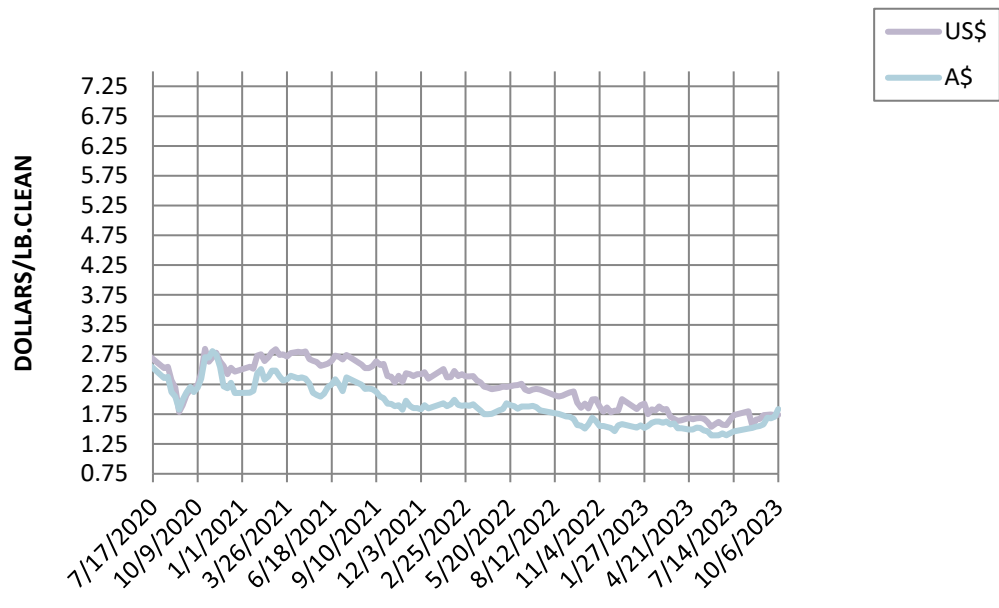
24 MICRON MARKET INDICATOR A\$ vs US\$



25 MICRON MARKET INDICATOR A\$ vs US\$

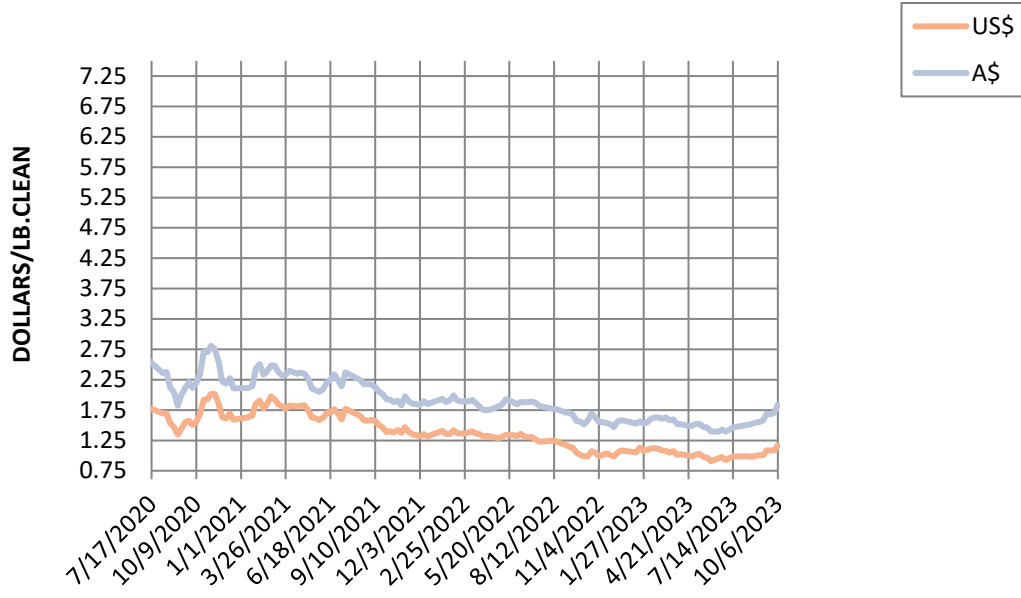


26 MICRON MARKET INDICATOR A\$ vs US\$



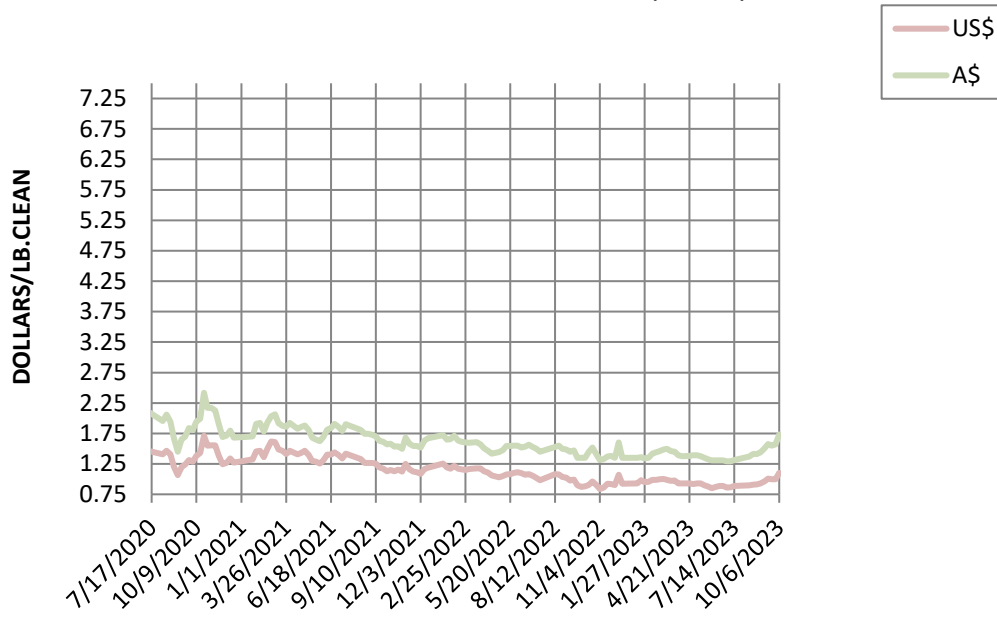
28 MICRON MARKET INDICATOR

A\$ vs US\$



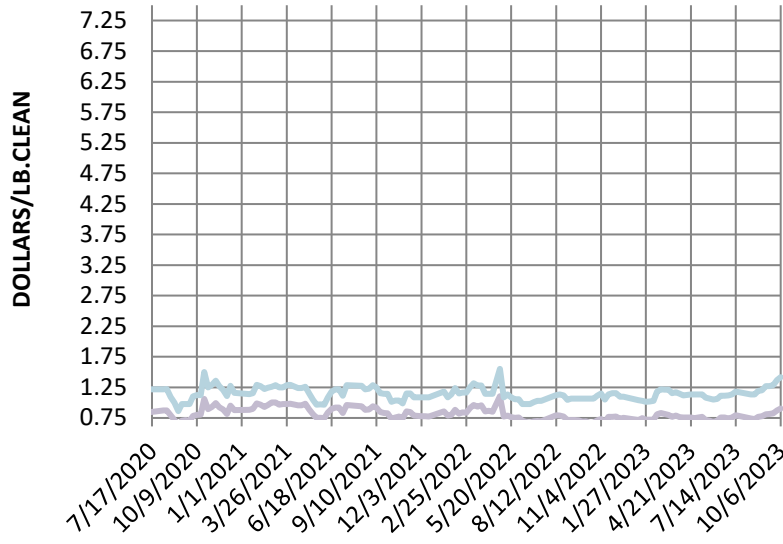
30 MICRON MARKET INDICATOR

A\$ vs US\$



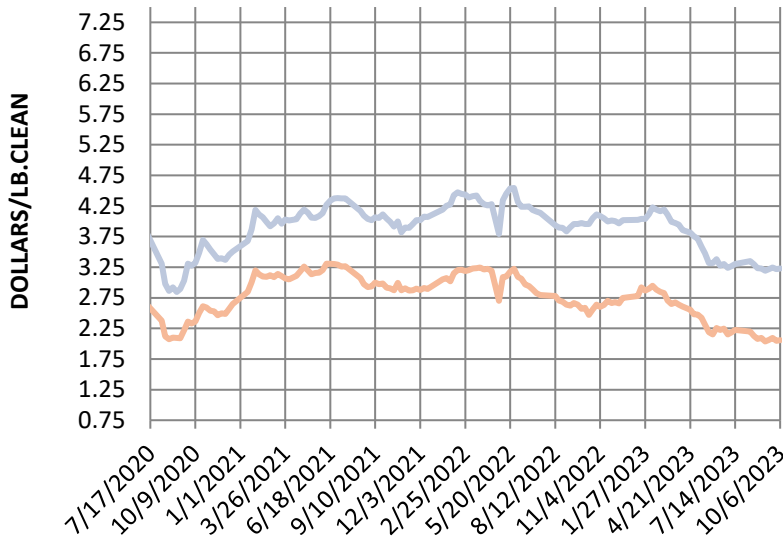
32 MICRON MARKET INDICATOR

A\$ vs US\$

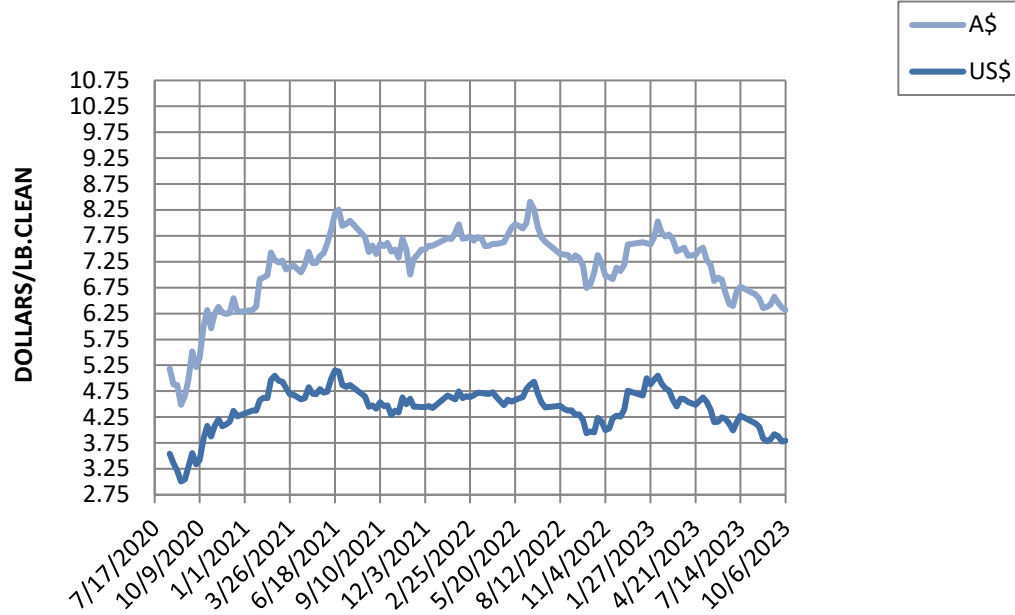


MC MICRON MARKET INDICATOR

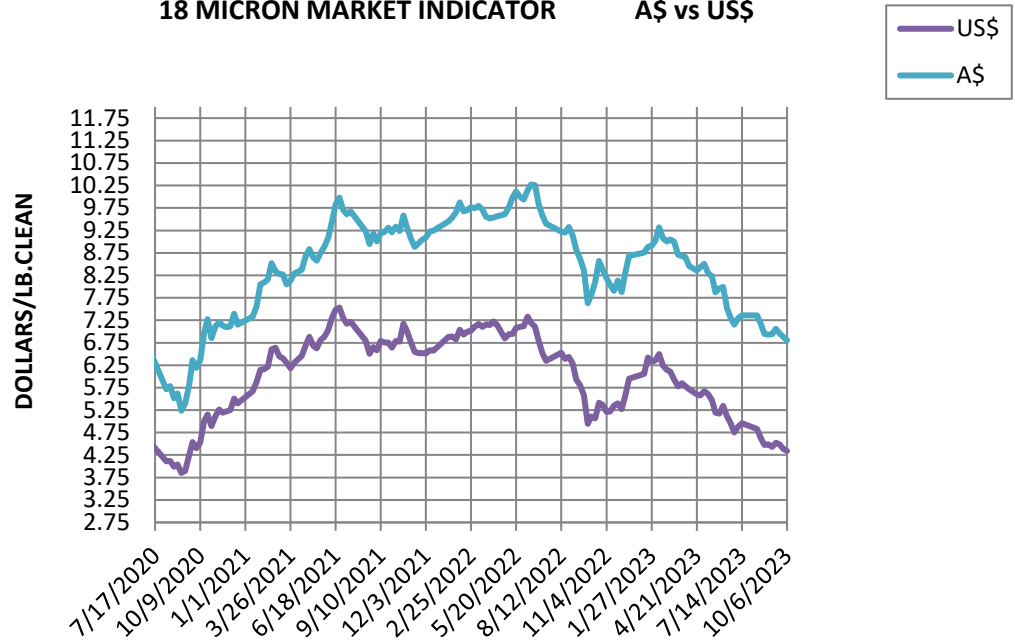
A\$ vs US\$



19 MICRON MARKET INDICATOR A\$ vs US\$



18 MICRON MARKET INDICATOR A\$ vs US\$



17 MICRON MARKET INDICATOR

A\$ vs US\$

