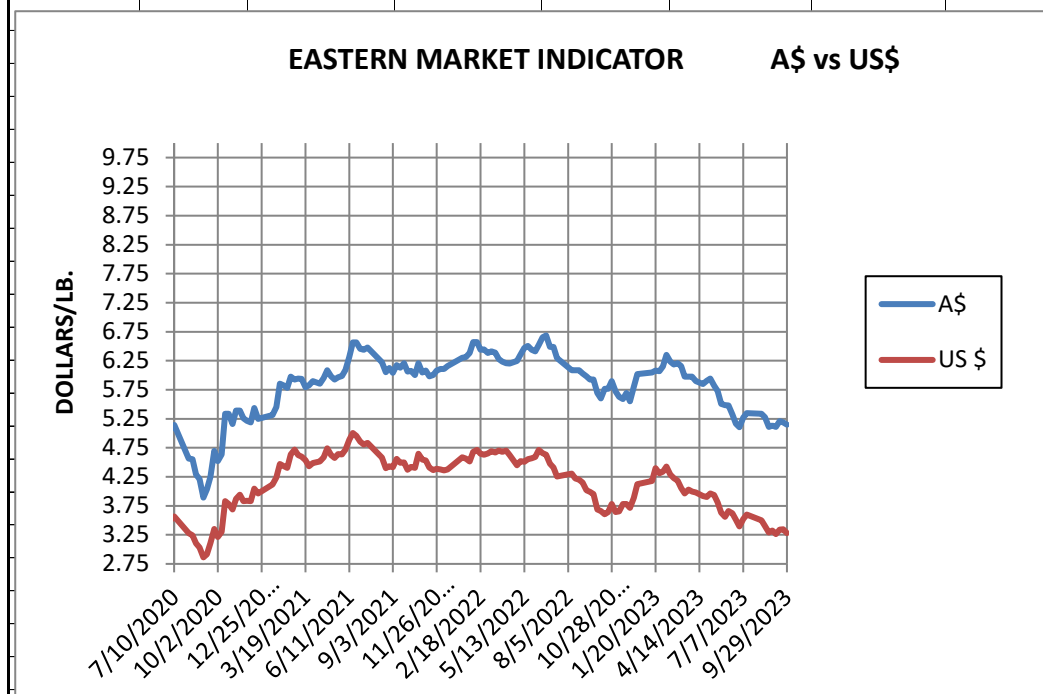


WEEK ENDING
SEPTEMBER 29, 2023

MARKET INDICATOR CHANGE		US \$/LB.		Clean on floor			
CATEGORY		9/29/2023		9/22/2023		Change	
		A\$	US\$	A\$	US\$	A\$	US\$
EASTERN	MI	\$ 5.15	\$ 3.28	\$ 5.19	\$ 3.35	-0.04	-0.07
	Micron						
	17	\$ 7.82	\$ 4.98	\$ 7.89	\$ 5.09	-0.07	-0.11
	18	\$ 6.88	\$ 4.39	\$ 6.96	\$ 4.49	-0.07	-0.10
	19	\$ 6.36	\$ 4.05	\$ 6.46	\$ 4.17	-0.09	-0.11
	20	\$ 5.93	\$ 3.77	\$ 6.02	\$ 3.88	-0.09	-0.11
	21	\$ 5.80	\$ 3.69	\$ 5.84	\$ 3.77	-0.05	-0.08
	22	\$ 5.82	\$ 3.70	\$ 5.82	\$ 3.75	0.00	-0.05
	23	\$ 5.36	\$ 3.42	\$ 5.80	\$ 3.74	-0.44	-0.32
	24	\$ 4.83	\$ 3.08	\$ 5.44	\$ 3.51	-0.61	-0.43
	25	\$ 3.41	\$ 2.17	\$ 3.32	\$ 2.14	0.09	0.03
	26	\$ 2.73	\$ 1.74	\$ 2.70	\$ 1.74	0.02	-0.01
	28	\$ 1.71	\$ 1.09	\$ 1.68	\$ 1.08	0.03	0.00
	30	\$ 1.57	\$ 1.00	\$ 1.55	\$ 1.00	0.02	0.00
	32	\$ 1.37	\$ 0.87	\$ 1.28	\$ 0.83	0.09	0.04
	MC	\$ 3.22	\$ 2.05	\$ 3.25	\$ 2.09	-0.03	-0.05
CURRENCY (US \$/A \$)			\$ 0.6370		\$ 0.6452		-0.0082



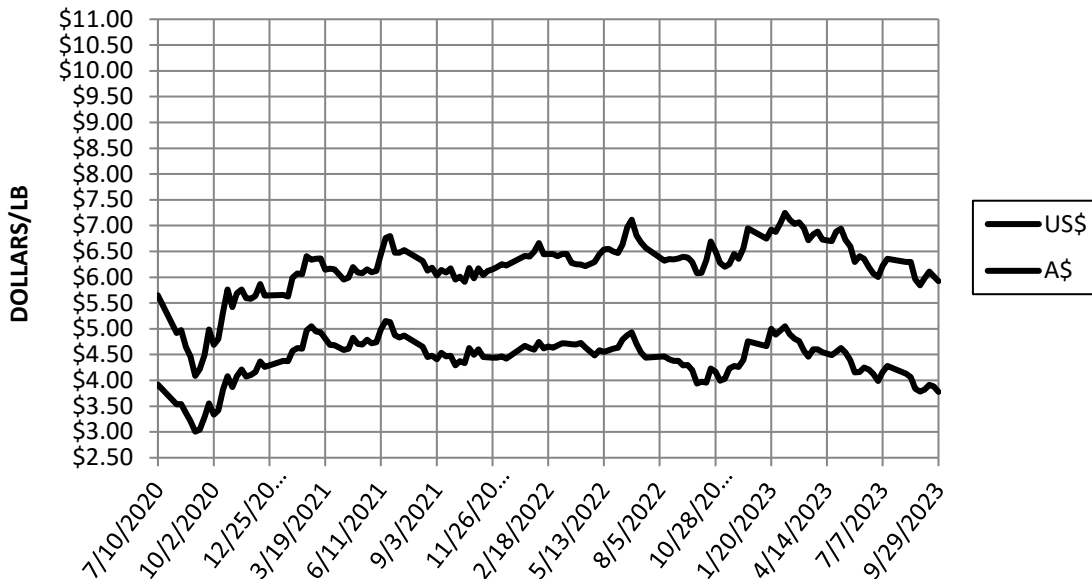
Information source: Wooltrak, Australian Wool Exchange, Weekly Market Review

WEEK ENDING
SEPTEMBER 29, 2023

MARKET INDICATOR CHANGES US \$/LB. Clean on floor

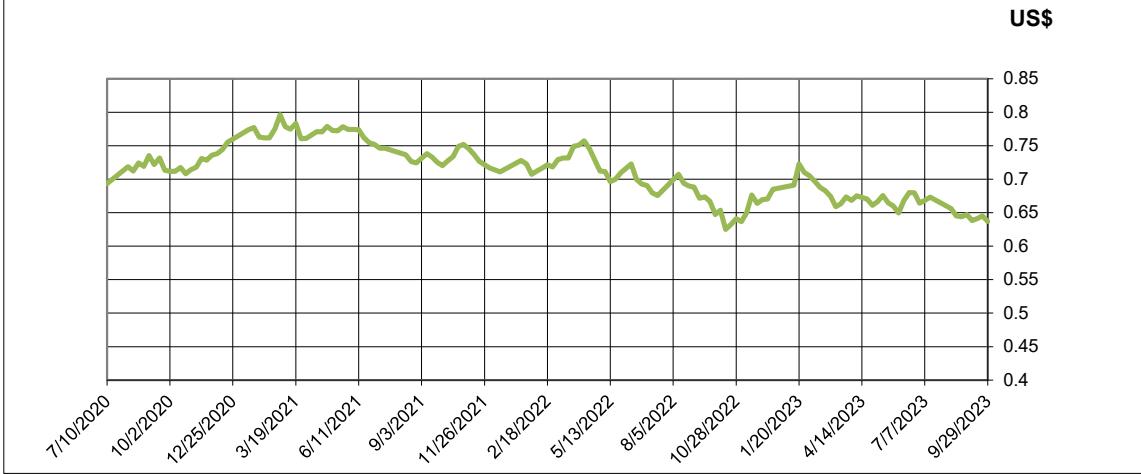
CATEGORY	9/29/2023		9/22/2023		Change	
	A\$	US\$	A\$	US\$	A\$	US\$
EASTERN MI	\$ 5.15	\$ 3.28	\$ 5.19	\$ 3.35	-0.04	-0.07
Micron						
17	\$ 7.82	\$ 4.98	\$ 7.89	\$ 5.09	-0.07	-0.11
18	\$ 6.88	\$ 4.39	\$ 6.96	\$ 4.49	-0.07	-0.10
19	\$ 6.36	\$ 4.05	\$ 6.46	\$ 4.17	-0.09	-0.11
20	\$ 5.93	\$ 3.77	\$ 6.02	\$ 3.88	-0.09	-0.11
21	\$ 5.80	\$ 3.69	\$ 5.84	\$ 3.77	-0.05	-0.08
22	\$ 5.82	\$ 3.70	\$ 5.82	\$ 3.75	0.00	-0.05
23	\$ 5.36	\$ 3.42	\$ 5.80	\$ 3.74	-0.44	-0.32
24	\$ 4.83	\$ 3.08	\$ 5.44	\$ 3.51	-0.61	-0.43
25	\$ 3.41	\$ 2.17	\$ 3.32	\$ 2.14	0.09	0.03
26	\$ 2.73	\$ 1.74	\$ 2.70	\$ 1.74	0.02	-0.01
28	\$ 1.71	\$ 1.09	\$ 1.68	\$ 1.08	0.03	0.00
30	\$ 1.57	\$ 1.00	\$ 1.55	\$ 1.00	0.02	0.00
32	\$ 1.37	\$ 0.87	\$ 1.28	\$ 0.83	0.09	0.04
MC	\$ 3.22	\$ 2.05	\$ 3.25	\$ 2.09	-0.03	-0.05
CURRENCY (US \$/A \$)		\$ 0.6370		\$ 0.6452		-0.0082

20 MICRON MARKET INDICATOR

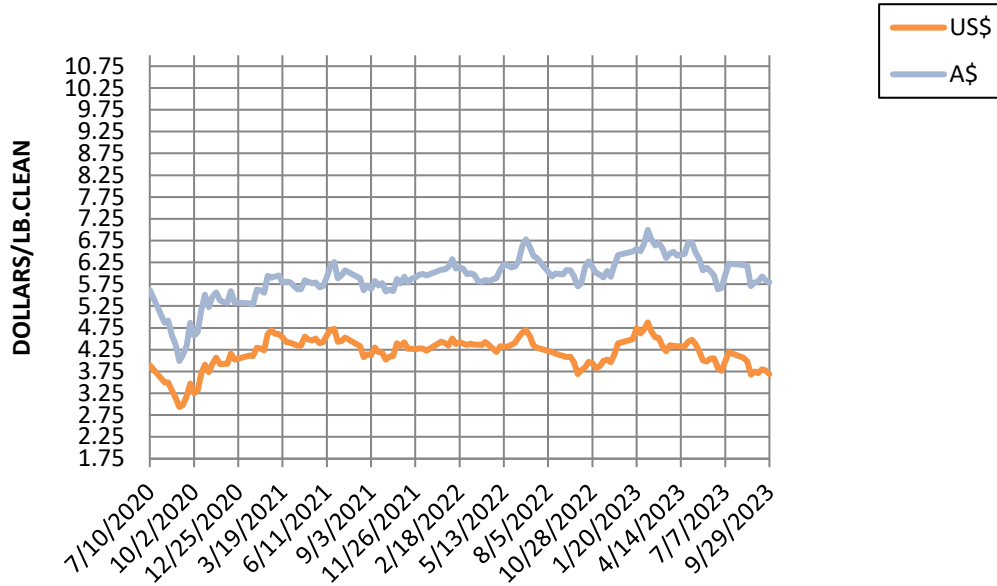


Information source: Wooltrak, Australian Wool Exchange, Weekly Market Review

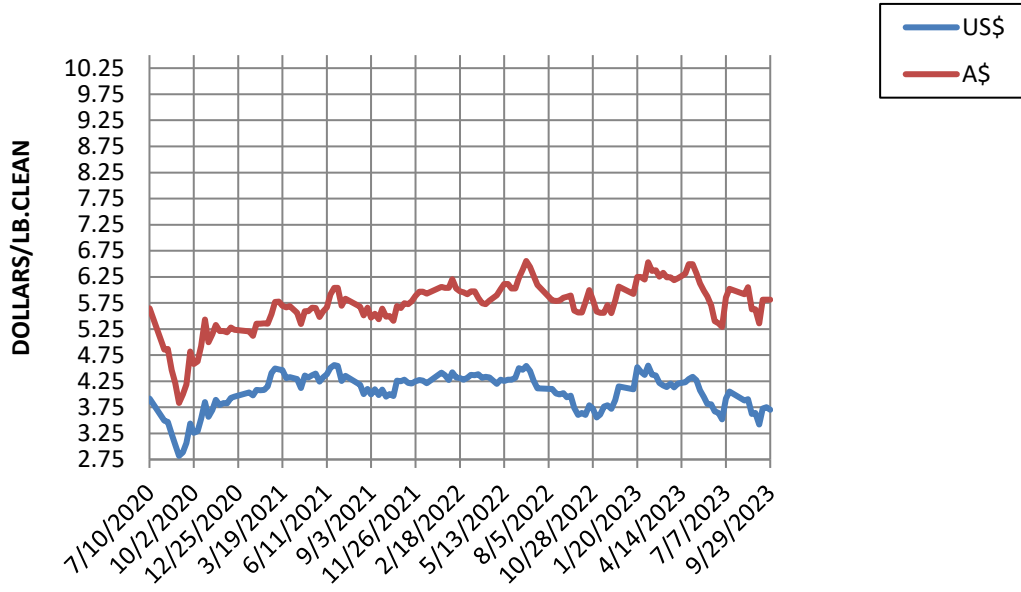
CURRENCY RATE (US\$:A\$)



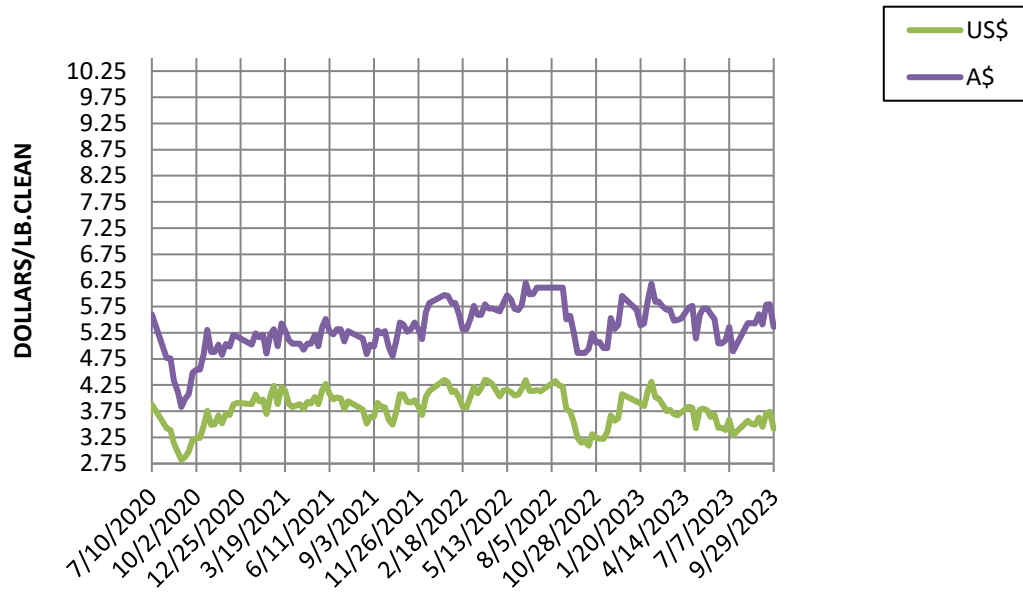
21 MICRON MARKET INDICATOR A\$ vs US\$



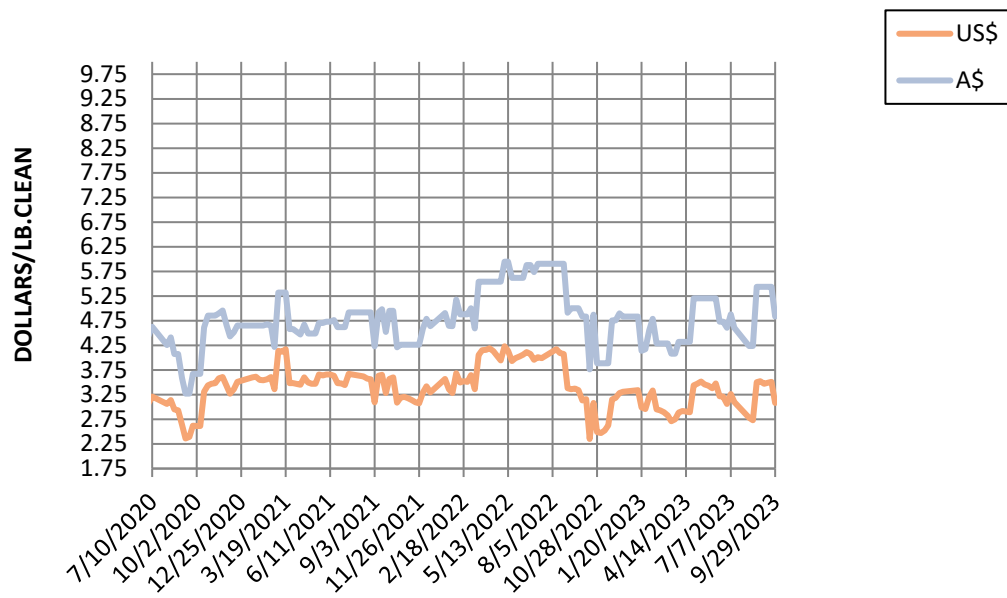
22 MICRON MARKET INDICATOR A\$ vs US\$



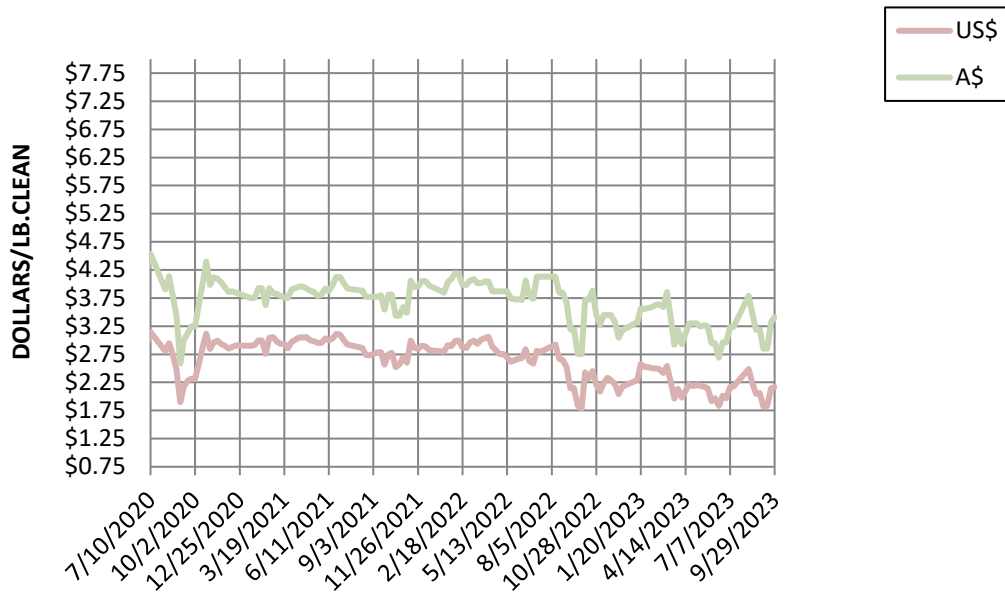
23 MICRON MARKET INDICATOR A\$ vs US\$



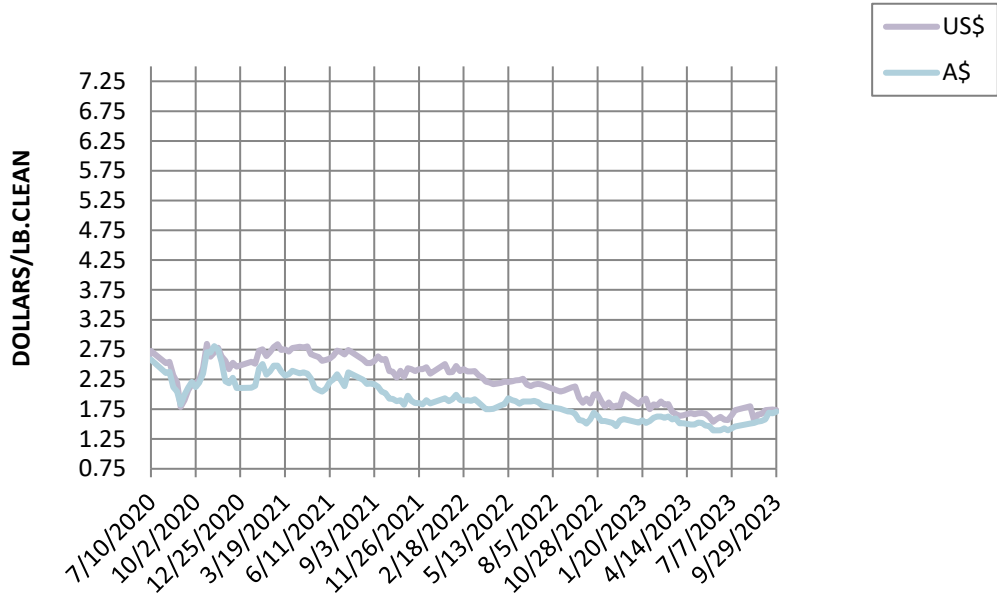
24 MICRON MARKET INDICATOR A\$ vs US\$



25 MICRON MARKET INDICATOR A\$ vs US\$

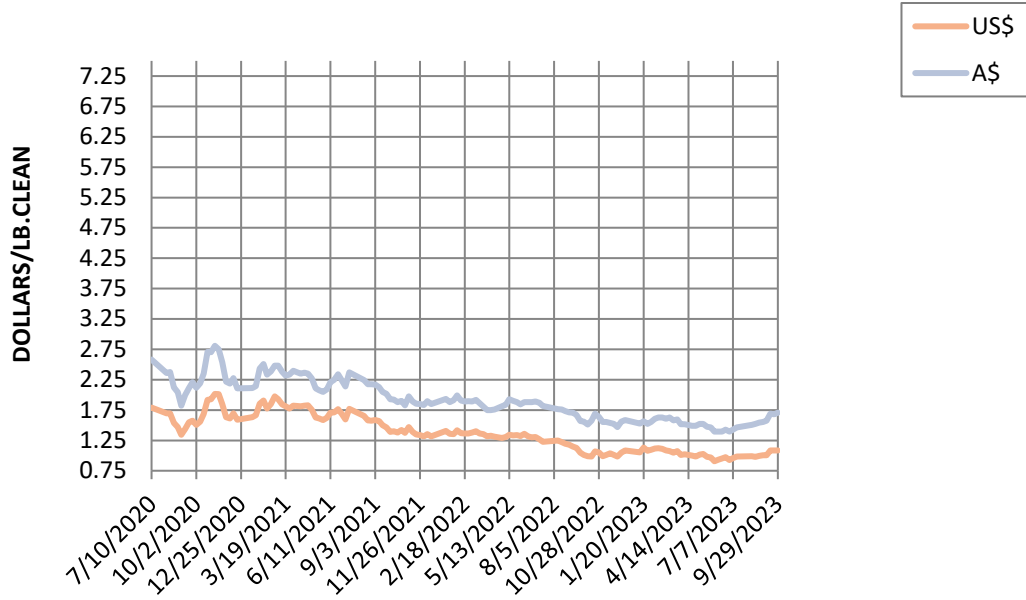


26 MICRON MARKET INDICATOR A\$ vs US\$



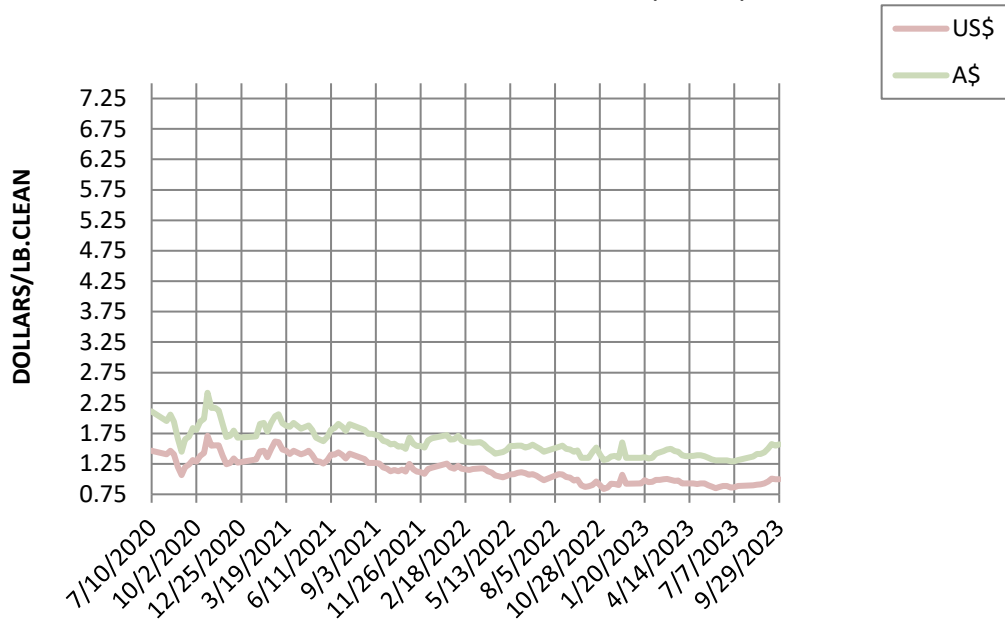
28 MICRON MARKET INDICATOR

A\$ vs US\$



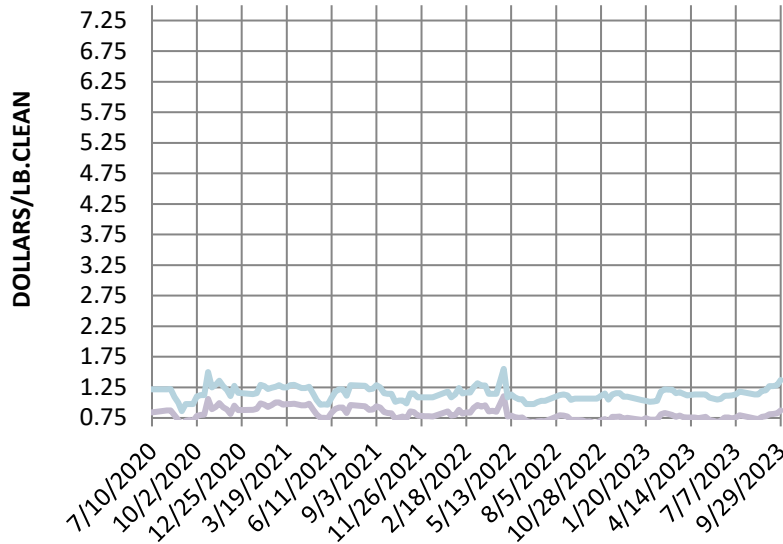
30 MICRON MARKET INDICATOR

A\$ vs US\$



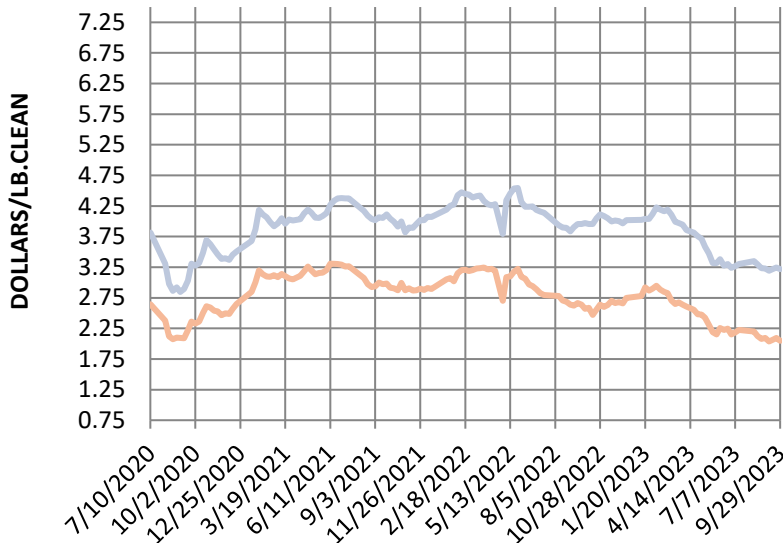
32 MICRON MARKET INDICATOR

A\$ vs US\$

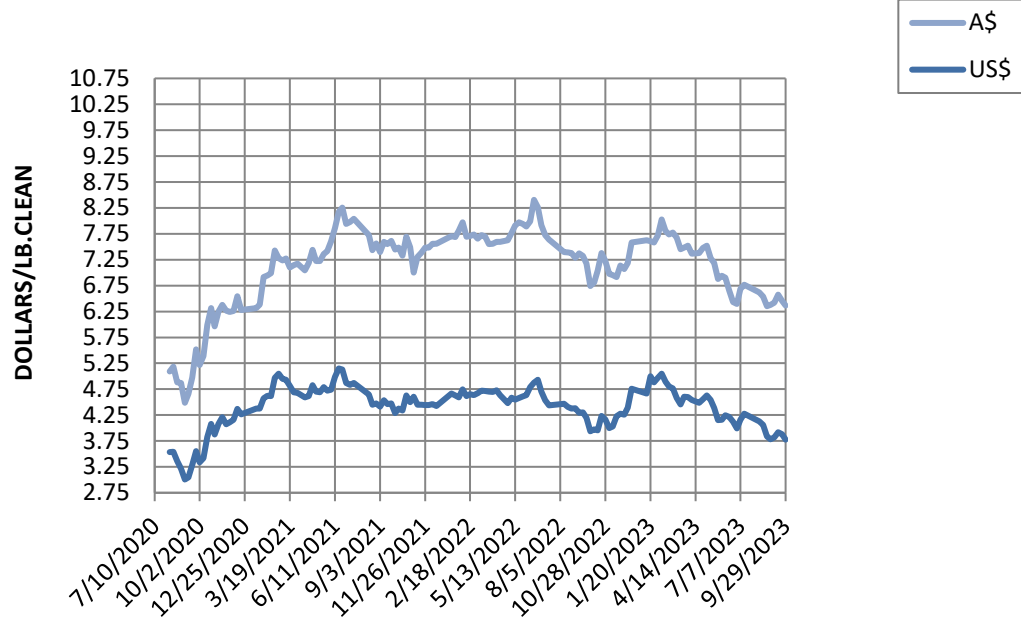


MC MICRON MARKET INDICATOR

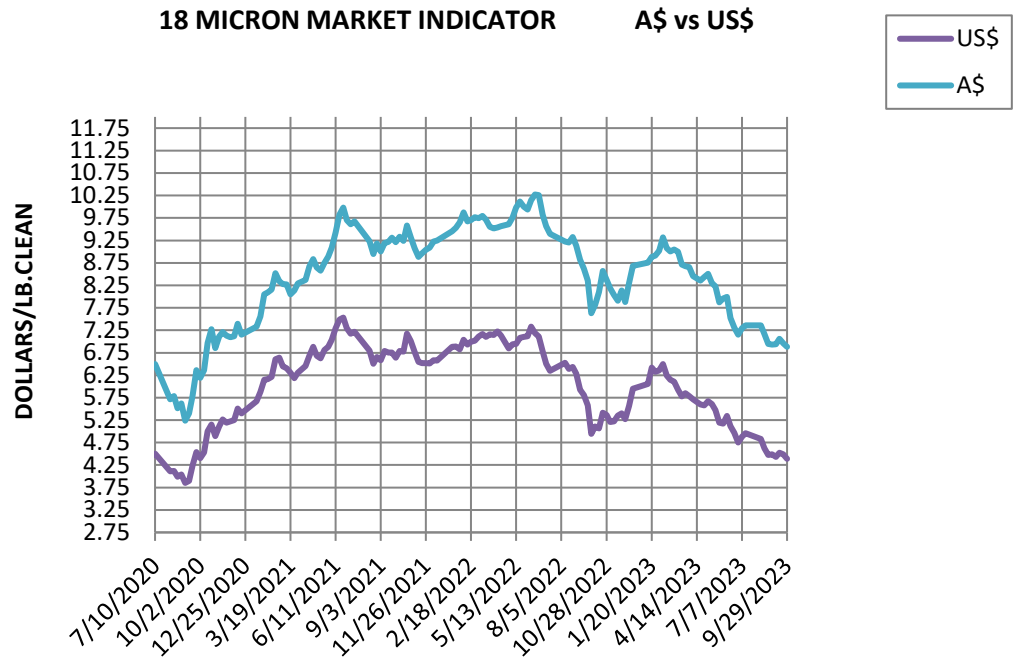
A\$ vs US\$



19 MICRON MARKET INDICATOR A\$ vs US\$



18 MICRON MARKET INDICATOR A\$ vs US\$



17 MICRON MARKET INDICATOR

A\$ vs US\$

