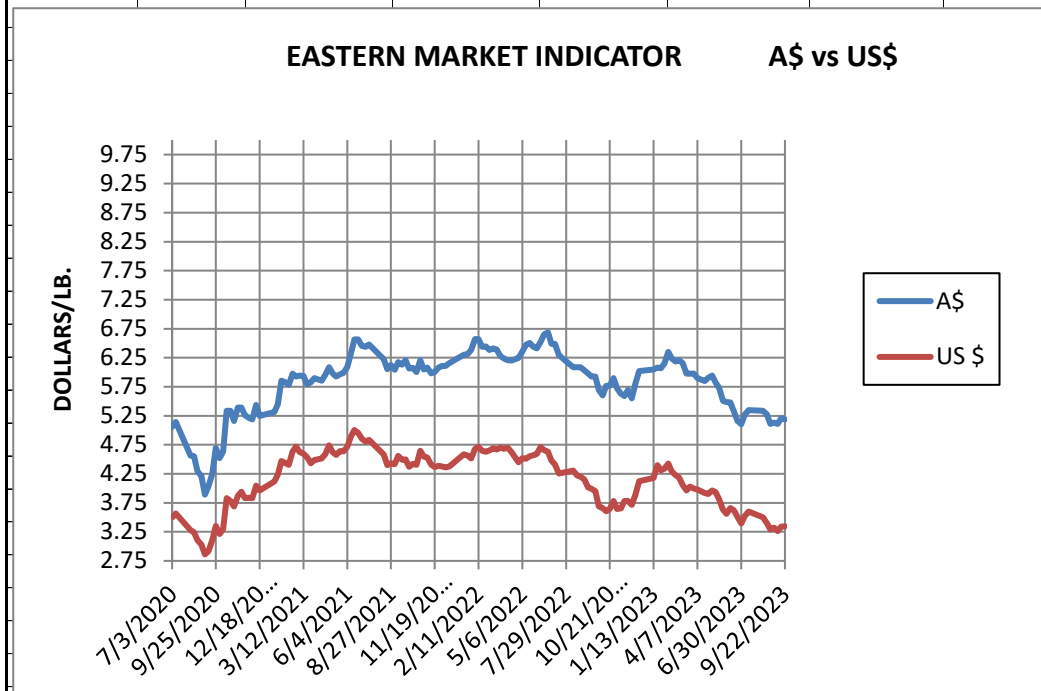


WEEK ENDING
SEPTEMBER 22, 2023

MARKET INDICATOR CHANGE		US \$/LB.		Clean on floor			
CATEGORY		9/22/2023		9/15/2023		Change	
		A\$	US\$	A\$	US\$	A\$	US\$
EASTERN	MI	\$ 5.19	\$ 3.35	\$ 5.21	\$ 3.34	-0.02	0.01
	Micron						
	17	\$ 7.89	\$ 5.09	\$ 7.89	\$ 5.06	-0.01	0.03
	18	\$ 6.96	\$ 4.49	\$ 7.06	\$ 4.53	-0.10	-0.04
	19	\$ 6.46	\$ 4.17	\$ 6.57	\$ 4.21	-0.12	-0.05
	20	\$ 6.02	\$ 3.88	\$ 6.11	\$ 3.92	-0.09	-0.03
	21	\$ 5.84	\$ 3.77	\$ 5.93	\$ 3.80	-0.08	-0.03
	22	\$ 5.82	\$ 3.75	\$ 5.82	\$ 3.73	0.00	0.02
	23	\$ 5.80	\$ 3.74	\$ 5.79	\$ 3.71	0.01	0.03
	24	\$ 5.44	\$ 3.51	\$ 5.44	\$ 3.49	0.00	0.02
	25	\$ 2.85	\$ 1.84	\$ 2.85	\$ 1.83	0.00	0.01
	26	\$ 2.70	\$ 1.74	\$ 2.71	\$ 1.74	-0.01	0.01
	28	\$ 1.68	\$ 1.08	\$ 1.69	\$ 1.08	-0.01	0.00
	30	\$ 1.55	\$ 1.00	\$ 1.58	\$ 1.01	-0.03	-0.01
	32	\$ 1.28	\$ 0.83	\$ 1.27	\$ 0.81	0.01	0.01
	MC	\$ 3.25	\$ 2.09	\$ 3.22	\$ 2.06	0.03	0.03
CURRENCY (US \$/A \$)			\$ 0.6452		\$ 0.6411		0.0041



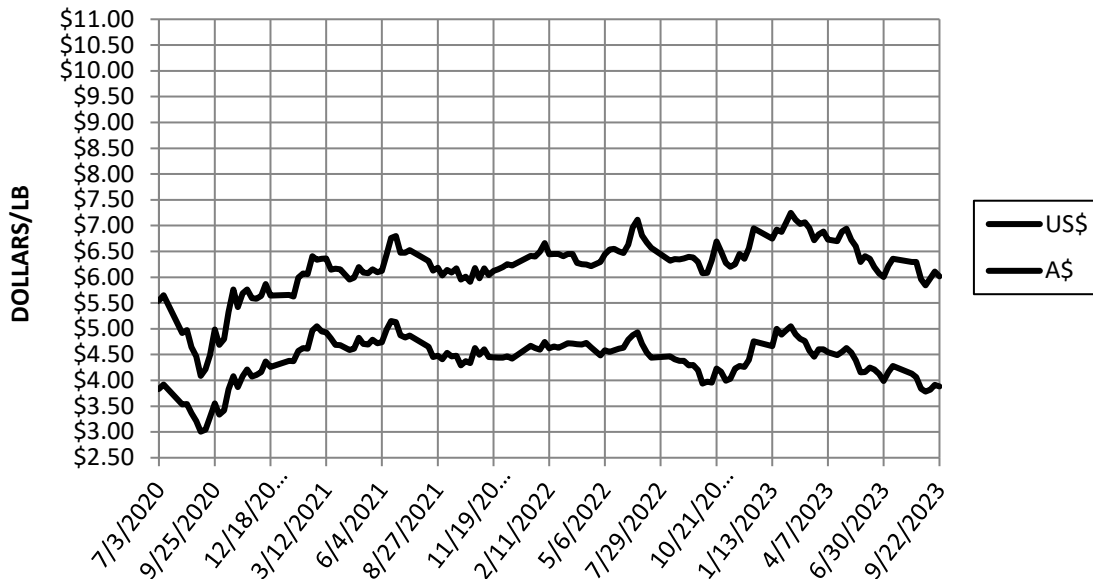
Information source: Wooltrak, Australian Wool Exchange, Weekly Market Review

WEEK ENDING
SEPTEMBER 22, 2023

MARKET INDICATOR CHANGES US \$/LB. Clean on floor

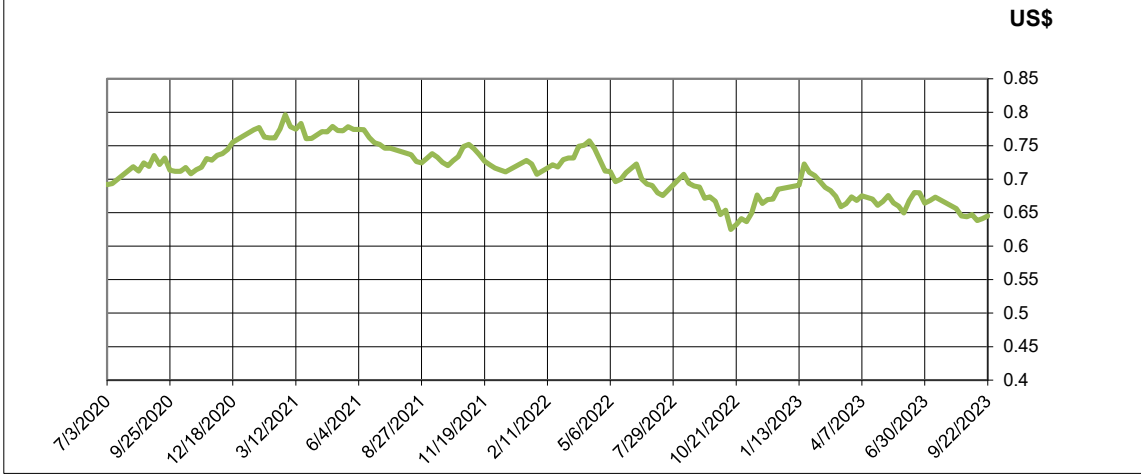
CATEGORY	9/22/2023		9/15/2023		Change	
	A\$	US\$	A\$	US\$	A\$	US\$
EASTERN MI	\$ 5.19	\$ 3.35	\$ 5.21	\$ 3.34	-0.02	0.01
Micron						
17	\$ 7.89	\$ 5.09	\$ 7.89	\$ 5.06	-0.01	0.03
18	\$ 6.96	\$ 4.49	\$ 7.06	\$ 4.53	-0.10	-0.04
19	\$ 6.46	\$ 4.17	\$ 6.57	\$ 4.21	-0.12	-0.05
20	\$ 6.02	\$ 3.88	\$ 6.11	\$ 3.92	-0.09	-0.03
21	\$ 5.84	\$ 3.77	\$ 5.93	\$ 3.80	-0.08	-0.03
22	\$ 5.82	\$ 3.75	\$ 5.82	\$ 3.73	0.00	0.02
23	\$ 5.80	\$ 3.74	\$ 5.79	\$ 3.71	0.01	0.03
24	\$ 5.44	\$ 3.51	\$ 5.44	\$ 3.49	0.00	0.02
25	\$ 2.85	\$ 1.84	\$ 2.85	\$ 1.83	0.00	0.01
26	\$ 2.70	\$ 1.74	\$ 2.71	\$ 1.74	-0.01	0.01
28	\$ 1.68	\$ 1.08	\$ 1.69	\$ 1.08	-0.01	0.00
30	\$ 1.55	\$ 1.00	\$ 1.58	\$ 1.01	-0.03	-0.01
32	\$ 1.28	\$ 0.83	\$ 1.27	\$ 0.81	0.01	0.01
MC	\$ 3.25	\$ 2.09	\$ 3.22	\$ 2.06	0.03	0.03
CURRENCY (US \$/A \$)		\$ 0.6452		\$ 0.6411		0.0041

20 MICRON MARKET INDICATOR

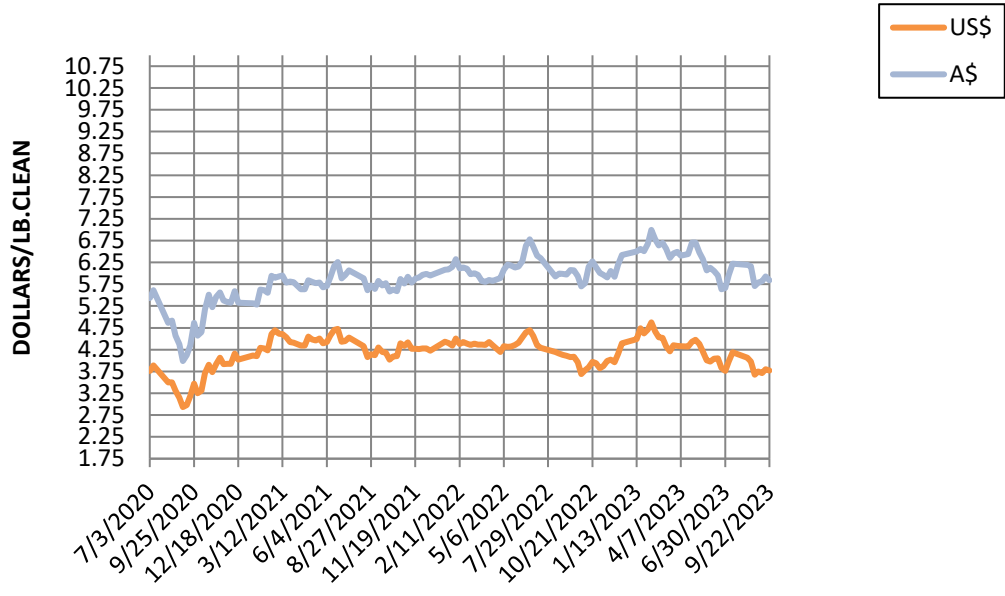


Information source: Wooltrak, Australian Wool Exchange, Weekly Market Review

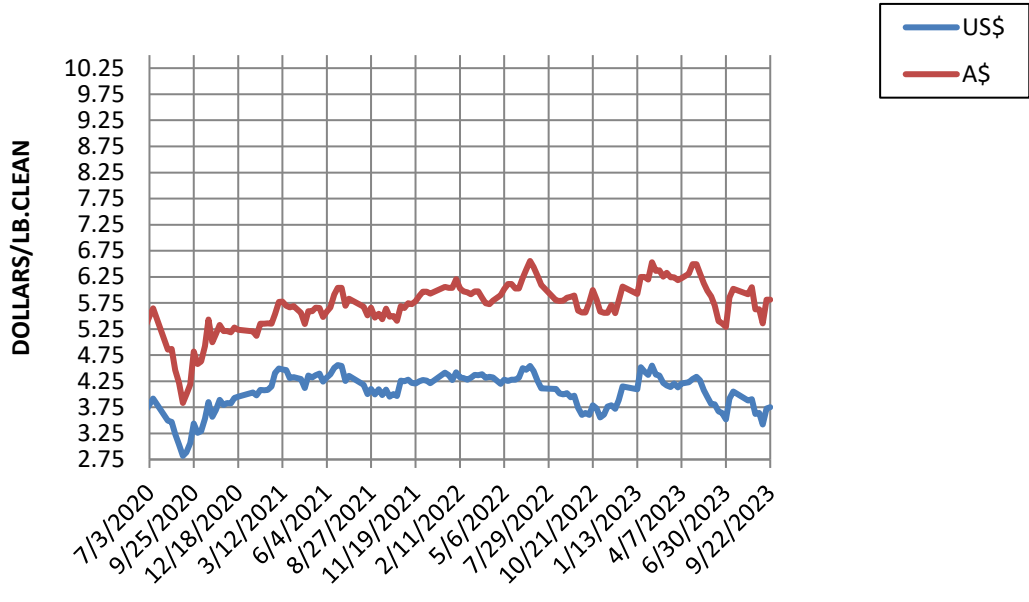
CURRENCY RATE (US\$:A\$)



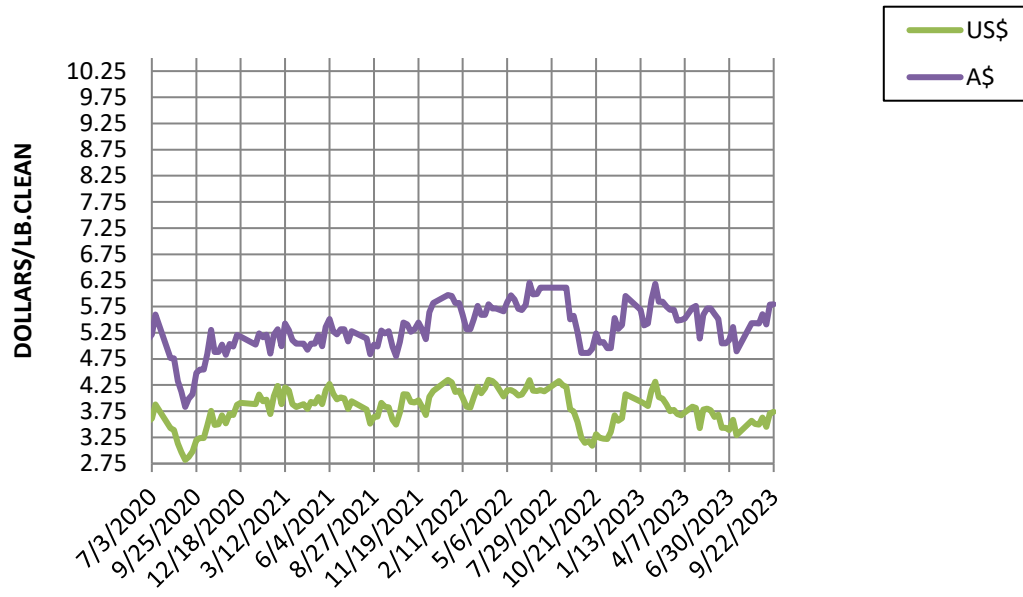
21 MICRON MARKET INDICATOR A\$ vs US\$



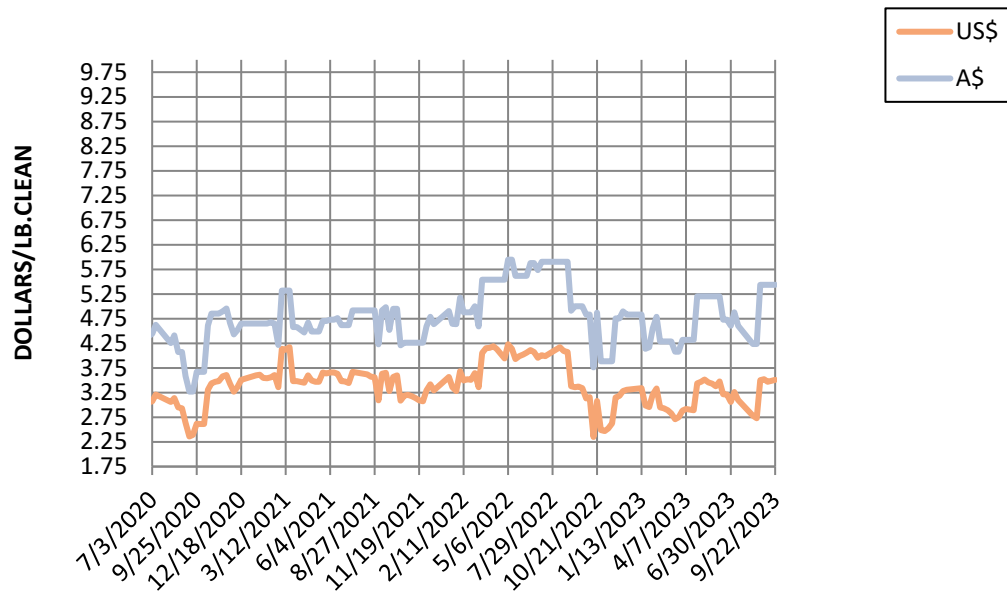
22 MICRON MARKET INDICATOR A\$ vs US\$



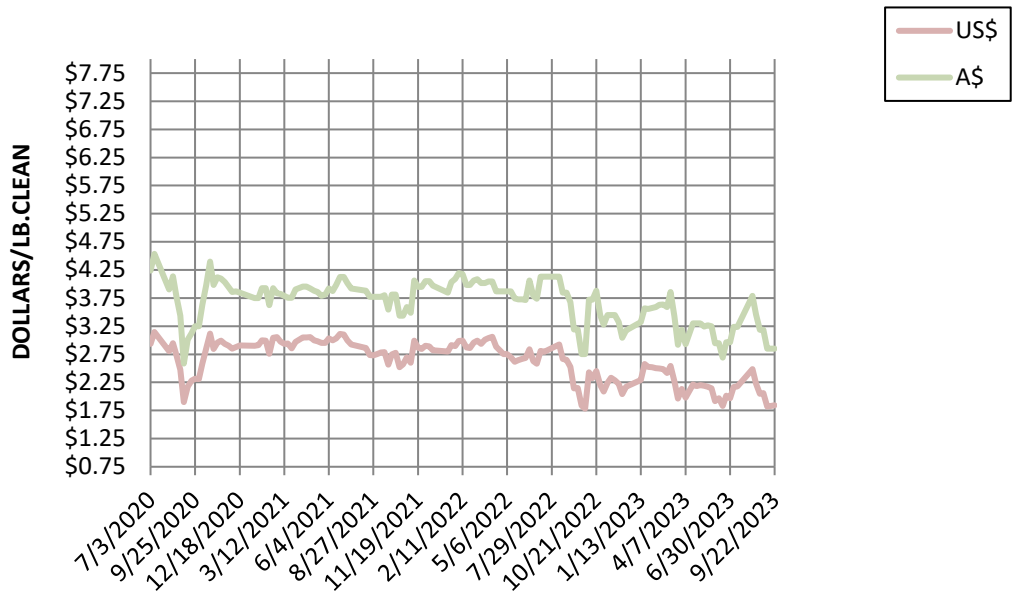
23 MICRON MARKET INDICATOR A\$ vs US\$



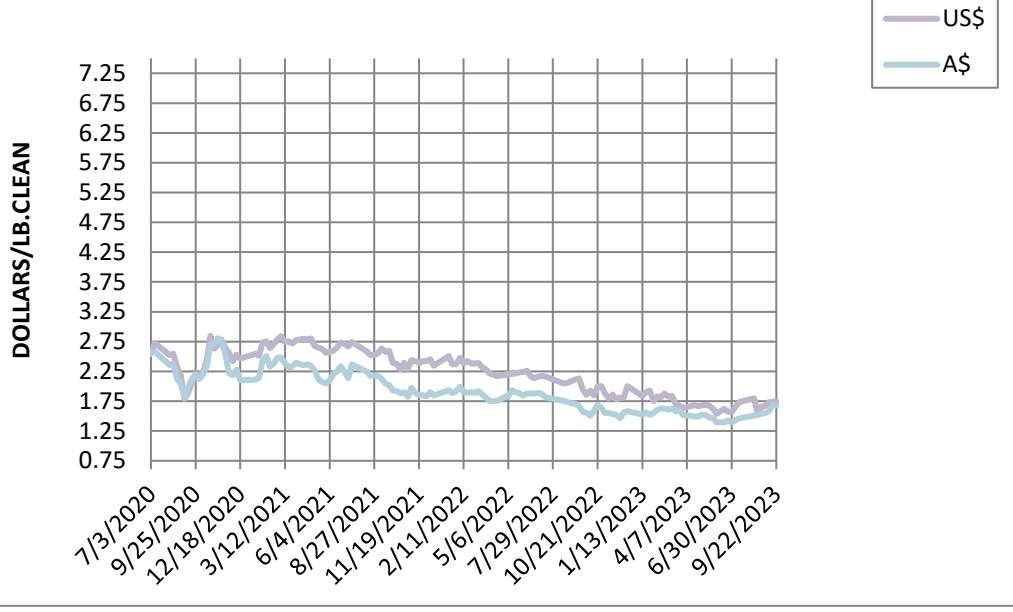
24 MICRON MARKET INDICATOR A\$ vs US\$



25 MICRON MARKET INDICATOR A\$ vs US\$

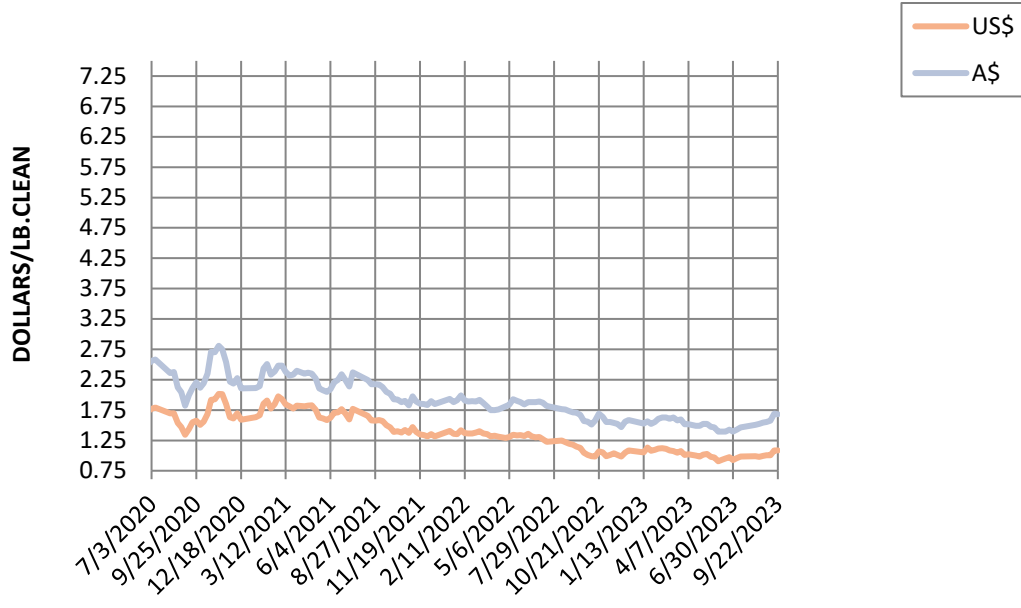


26 MICRON MARKET INDICATOR A\$ vs US\$



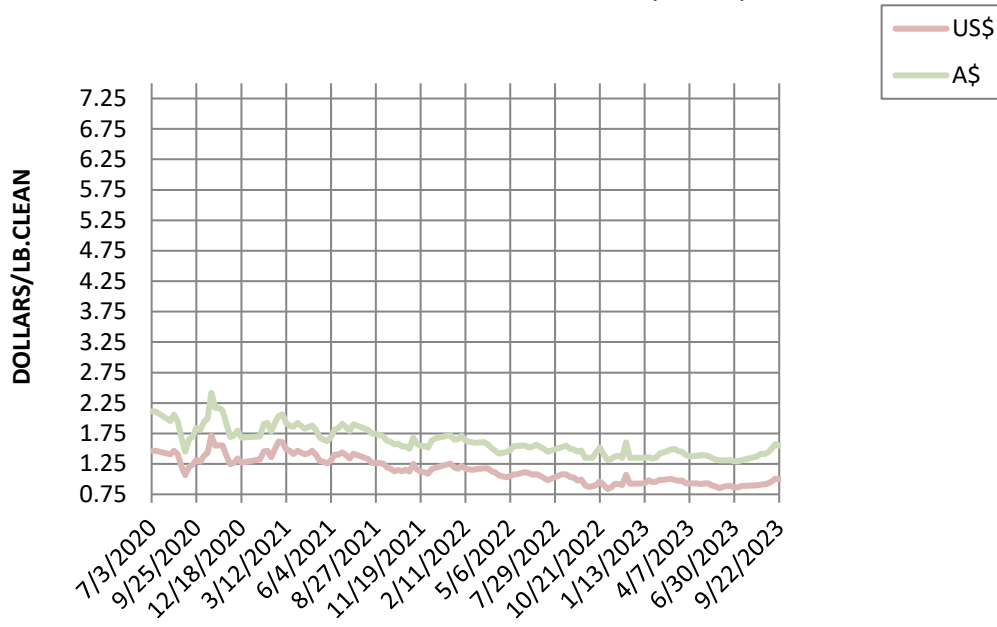
28 MICRON MARKET INDICATOR

A\$ vs US\$



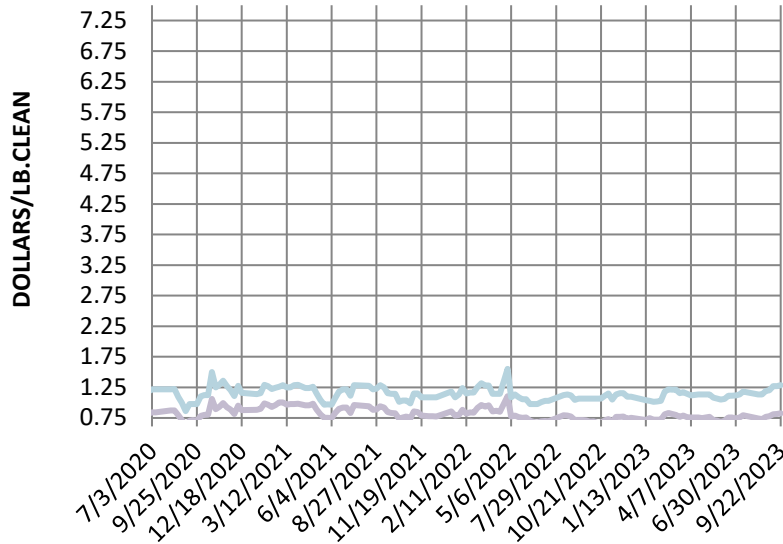
30 MICRON MARKET INDICATOR

A\$ vs US\$



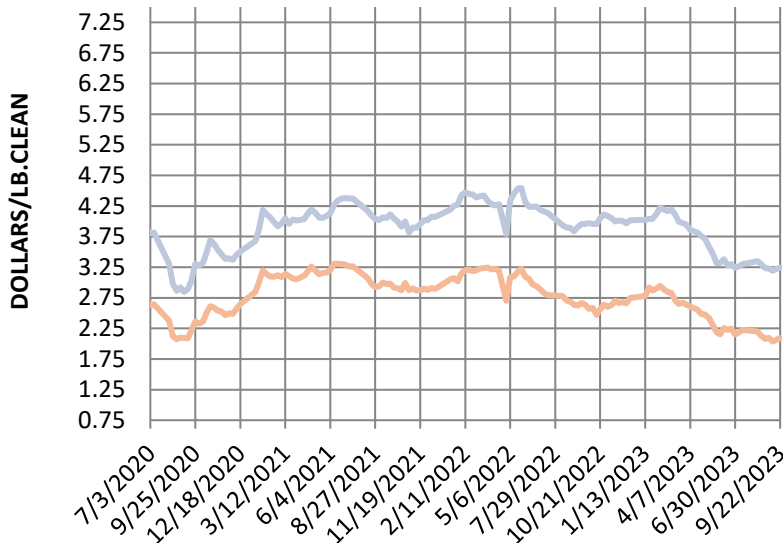
32 MICRON MARKET INDICATOR

A\$ vs US\$

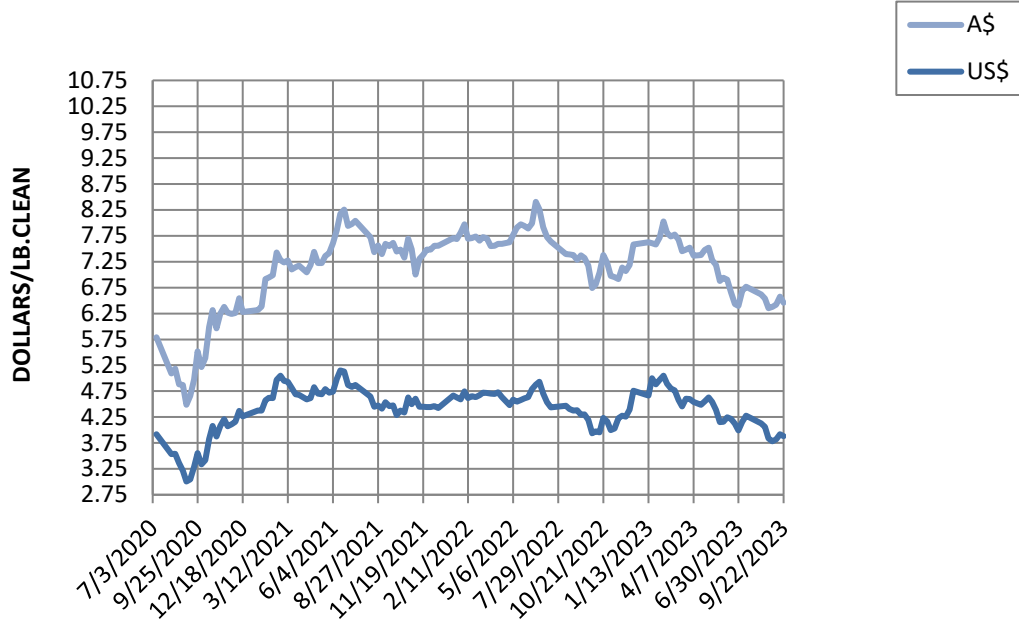


MC MICRON MARKET INDICATOR

A\$ vs US\$



19 MICRON MARKET INDICATOR A\$ vs US\$



18 MICRON MARKET INDICATOR A\$ vs US\$



17 MICRON MARKET INDICATOR

A\$ vs US\$

