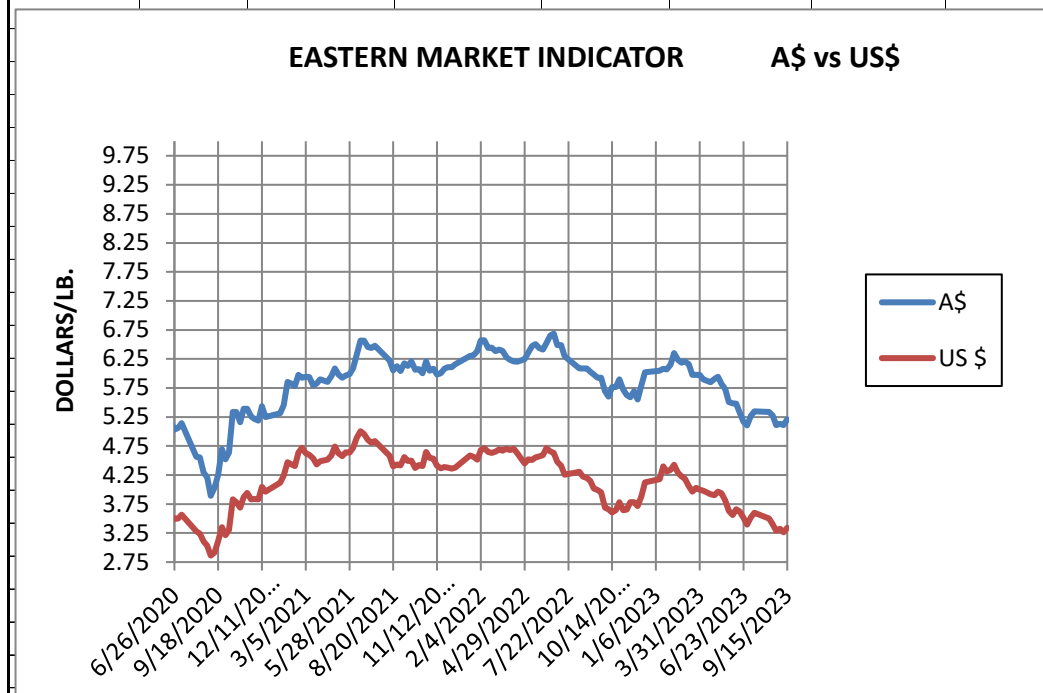


WEEK ENDING
SEPTEMBER 15, 2023

| MARKET INDICATOR CHANGE | | US \$/LB. | | Clean on floor | | | |
|-------------------------|----|-----------|-----------|----------------|-----------|--------|--------|
| CATEGORY | | 9/15/2023 | | 9/8/2023 | | Change | |
| | | A\$ | US\$ | A\$ | US\$ | A\$ | US\$ |
| EASTERN MI | | \$ 5.21 | \$ 3.34 | \$ 5.11 | \$ 3.26 | 0.10 | 0.07 |
| Micron | | | | | | | |
| | 17 | \$ 7.89 | \$ 5.06 | \$ 7.84 | \$ 5.00 | 0.05 | 0.06 |
| | 18 | \$ 7.06 | \$ 4.53 | \$ 6.94 | \$ 4.43 | 0.12 | 0.10 |
| | 19 | \$ 6.57 | \$ 4.21 | \$ 6.42 | \$ 4.10 | 0.15 | 0.12 |
| | 20 | \$ 6.11 | \$ 3.92 | \$ 5.98 | \$ 3.82 | 0.13 | 0.10 |
| | 21 | \$ 5.93 | \$ 3.80 | \$ 5.82 | \$ 3.71 | 0.11 | 0.09 |
| | 22 | \$ 5.82 | \$ 3.73 | \$ 5.36 | \$ 3.42 | 0.46 | 0.31 |
| | 23 | \$ 5.79 | \$ 3.71 | \$ 5.41 | \$ 3.45 | 0.38 | 0.26 |
| | 24 | \$ 5.44 | \$ 3.49 | \$ 5.44 | \$ 3.47 | 0.00 | 0.01 |
| | 25 | \$ 2.85 | \$ 1.83 | \$ 2.85 | \$ 1.82 | 0.00 | 0.01 |
| | 26 | \$ 2.71 | \$ 1.74 | \$ 2.71 | \$ 1.73 | 0.00 | 0.01 |
| | 28 | \$ 1.69 | \$ 1.08 | \$ 1.58 | \$ 1.01 | 0.11 | 0.08 |
| | 30 | \$ 1.58 | \$ 1.01 | \$ 1.50 | \$ 0.96 | 0.07 | 0.05 |
| | 32 | \$ 1.27 | \$ 0.81 | \$ 1.27 | \$ 0.81 | 0.00 | 0.00 |
| | MC | \$ 3.22 | \$ 2.06 | \$ 3.19 | \$ 2.04 | 0.03 | 0.03 |
| CURRENCY (US \$/A \$) | | | \$ 0.6411 | | \$ 0.6384 | | 0.0027 |



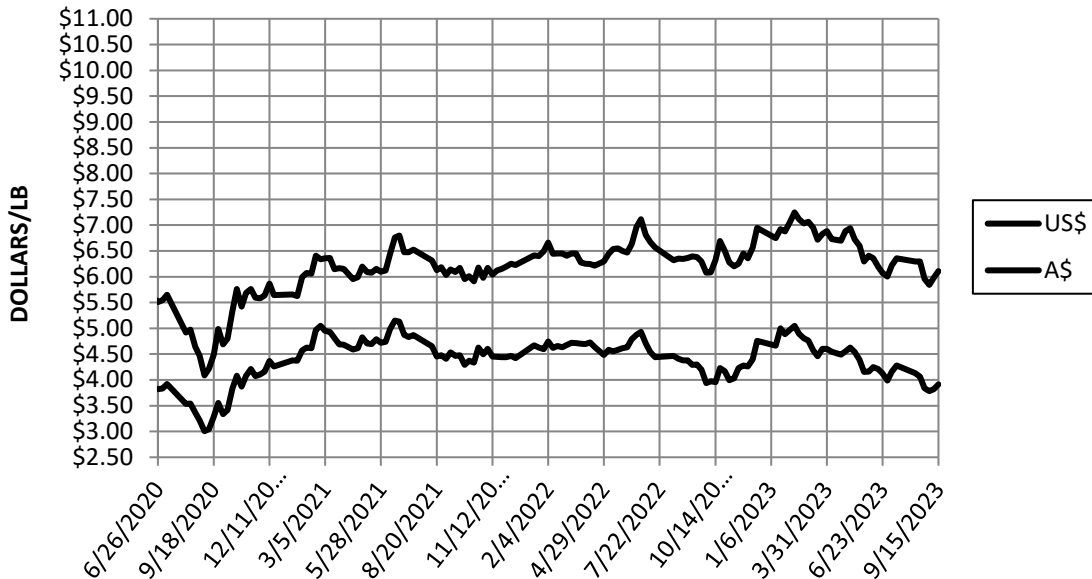
Information source: Wooltrak, Australian Wool Exchange, Weekly Market Review

WEEK ENDING
SEPTEMBER 15, 2023

MARKET INDICATOR CHANGES US \$/LB. Clean on floor

| CATEGORY | 9/15/2023 | | 9/8/2023 | | Change | |
|-----------------------|-----------|-----------|----------|-----------|--------|--------|
| | A\$ | US\$ | A\$ | US\$ | A\$ | US\$ |
| EASTERN MI | \$ 5.21 | \$ 3.34 | \$ 5.11 | \$ 3.26 | 0.10 | 0.07 |
| Micron | | | | | | |
| 17 | \$ 7.89 | \$ 5.06 | \$ 7.84 | \$ 5.00 | 0.05 | 0.06 |
| 18 | \$ 7.06 | \$ 4.53 | \$ 6.94 | \$ 4.43 | 0.12 | 0.10 |
| 19 | \$ 6.57 | \$ 4.21 | \$ 6.42 | \$ 4.10 | 0.15 | 0.12 |
| 20 | \$ 6.11 | \$ 3.92 | \$ 5.98 | \$ 3.82 | 0.13 | 0.10 |
| 21 | \$ 5.93 | \$ 3.80 | \$ 5.82 | \$ 3.71 | 0.11 | 0.09 |
| 22 | \$ 5.82 | \$ 3.73 | \$ 5.36 | \$ 3.42 | 0.46 | 0.31 |
| 23 | \$ 5.79 | \$ 3.71 | \$ 5.41 | \$ 3.45 | 0.38 | 0.26 |
| 24 | \$ 5.44 | \$ 3.49 | \$ 5.44 | \$ 3.47 | 0.00 | 0.01 |
| 25 | \$ 2.85 | \$ 1.83 | \$ 2.85 | \$ 1.82 | 0.00 | 0.01 |
| 26 | \$ 2.71 | \$ 1.74 | \$ 2.71 | \$ 1.73 | 0.00 | 0.01 |
| 28 | \$ 1.69 | \$ 1.08 | \$ 1.58 | \$ 1.01 | 0.11 | 0.08 |
| 30 | \$ 1.58 | \$ 1.01 | \$ 1.50 | \$ 0.96 | 0.07 | 0.05 |
| 32 | \$ 1.27 | \$ 0.81 | \$ 1.27 | \$ 0.81 | 0.00 | 0.00 |
| MC | \$ 3.22 | \$ 2.06 | \$ 3.19 | \$ 2.04 | 0.03 | 0.03 |
| CURRENCY (US \$/A \$) | | \$ 0.6411 | | \$ 0.6384 | | 0.0027 |

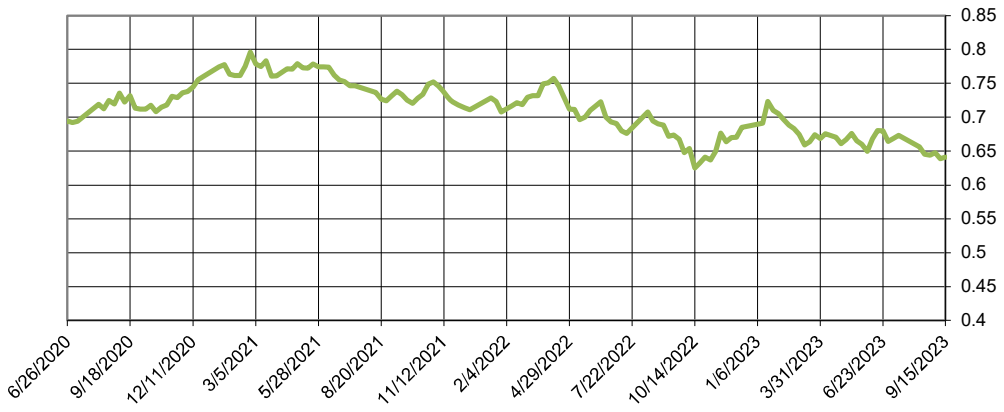
20 MICRON MARKET INDICATOR



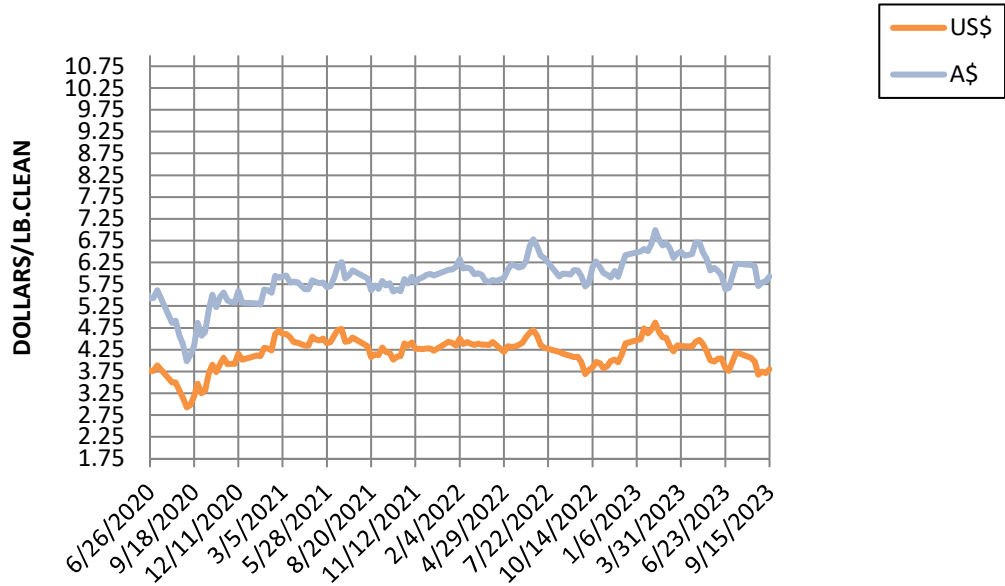
Information source: Wooltrak, Australian Wool Exchange, Weekly Market Review

CURRENCY RATE (US\$:A\$)

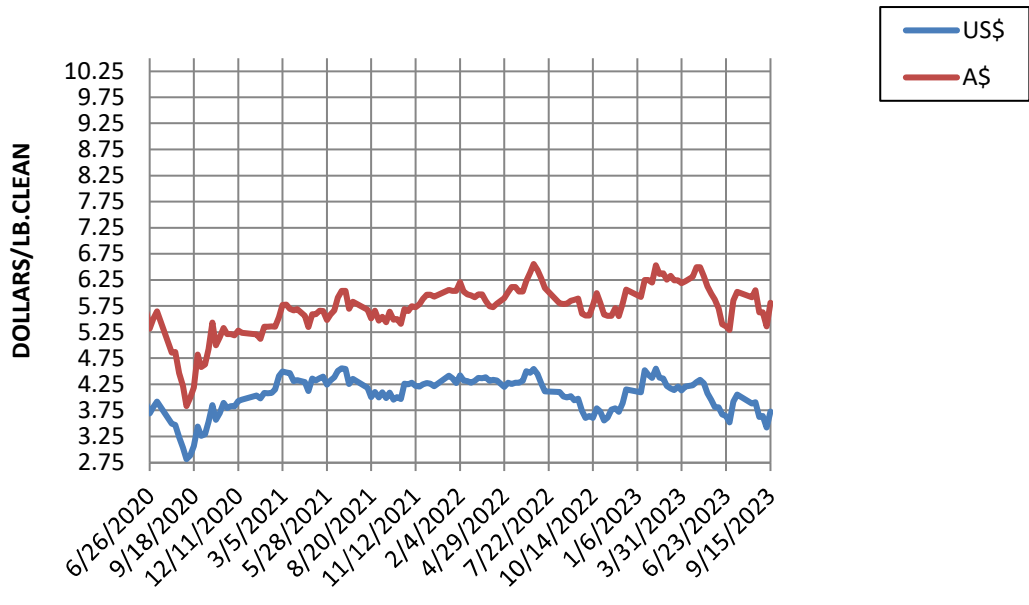
US\$



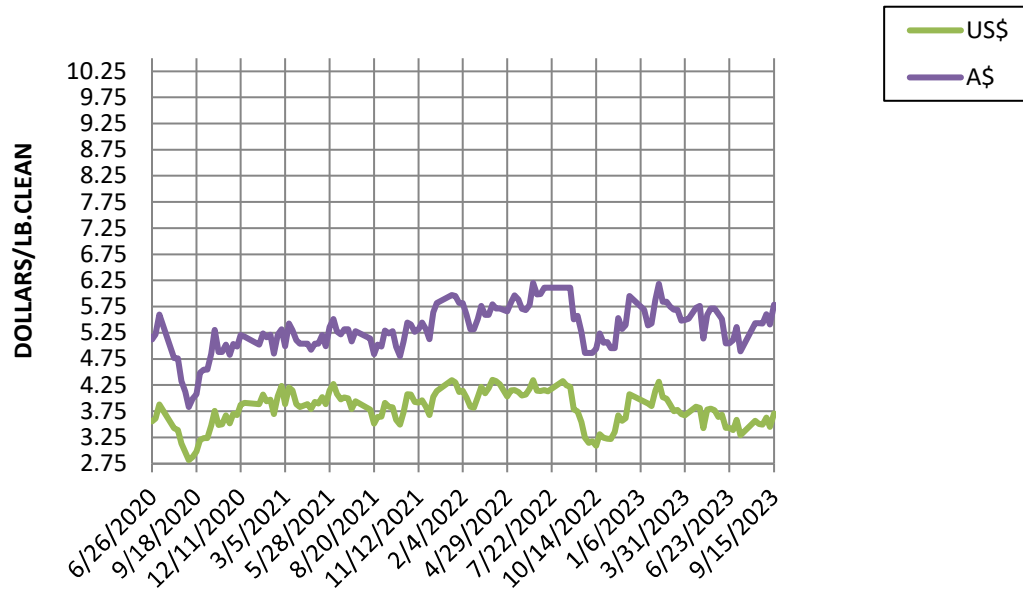
21 MICRON MARKET INDICATOR A\$ vs US\$



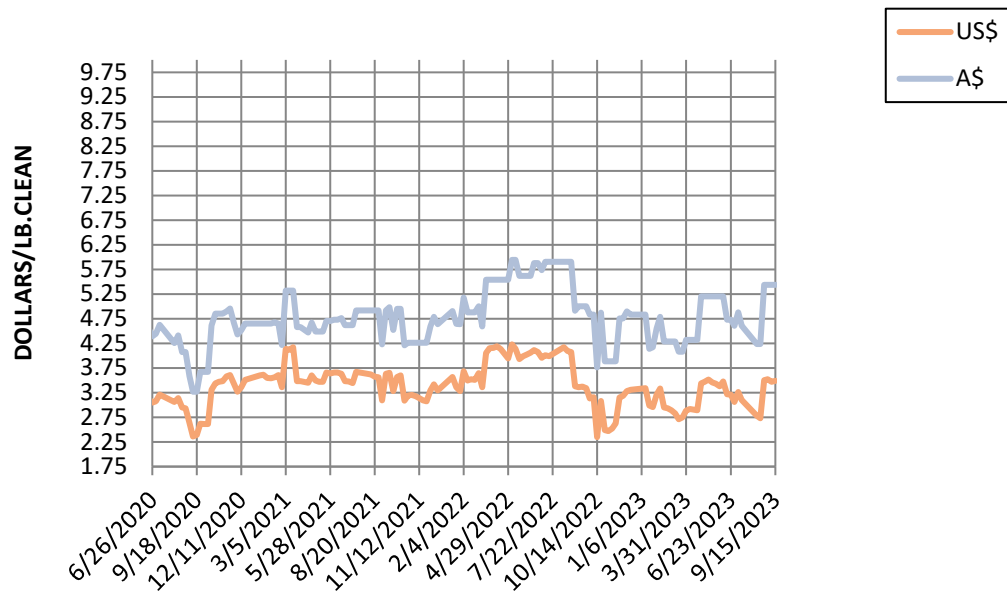
22 MICRON MARKET INDICATOR A\$ vs US\$



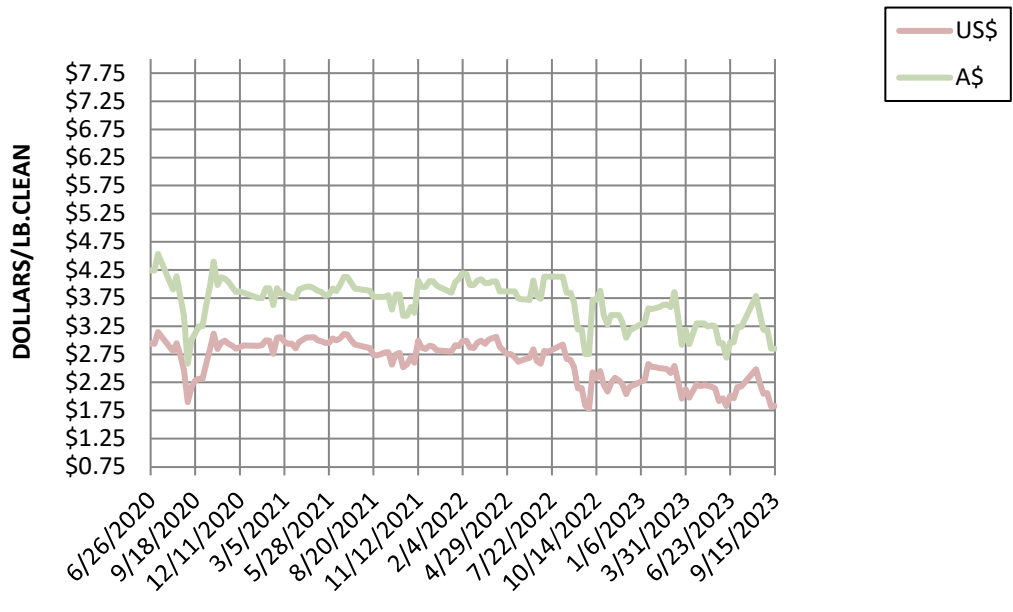
23 MICRON MARKET INDICATOR A\$ vs US\$



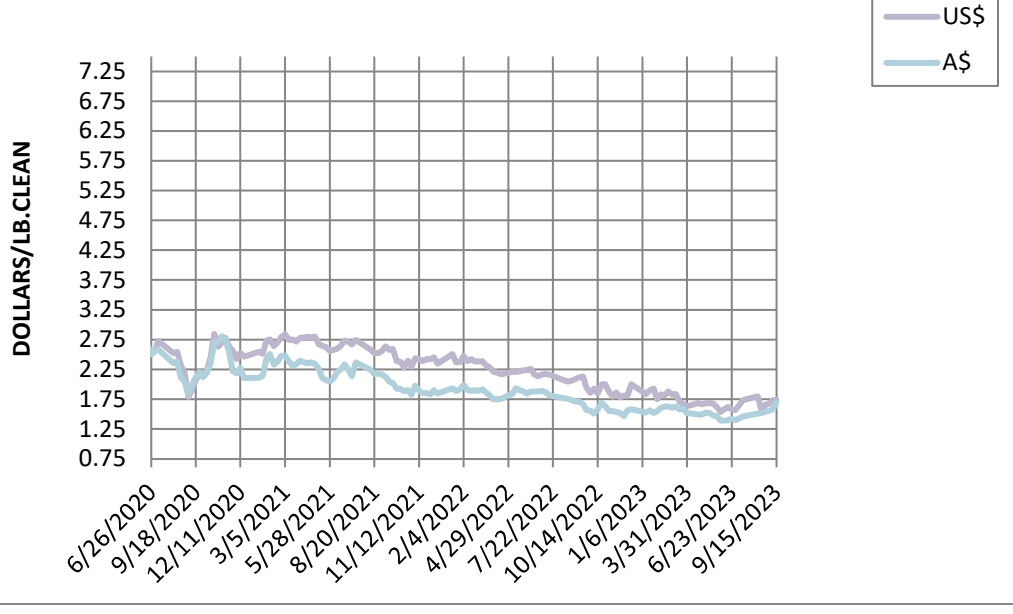
24 MICRON MARKET INDICATOR A\$ vs US\$



25 MICRON MARKET INDICATOR A\$ vs US\$

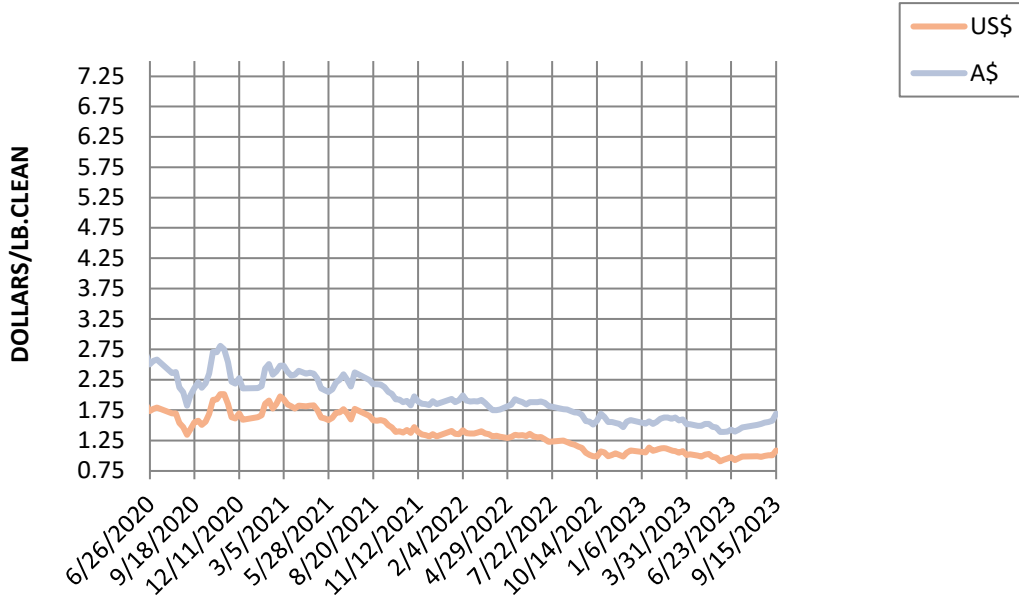


26 MICRON MARKET INDICATOR A\$ vs US\$



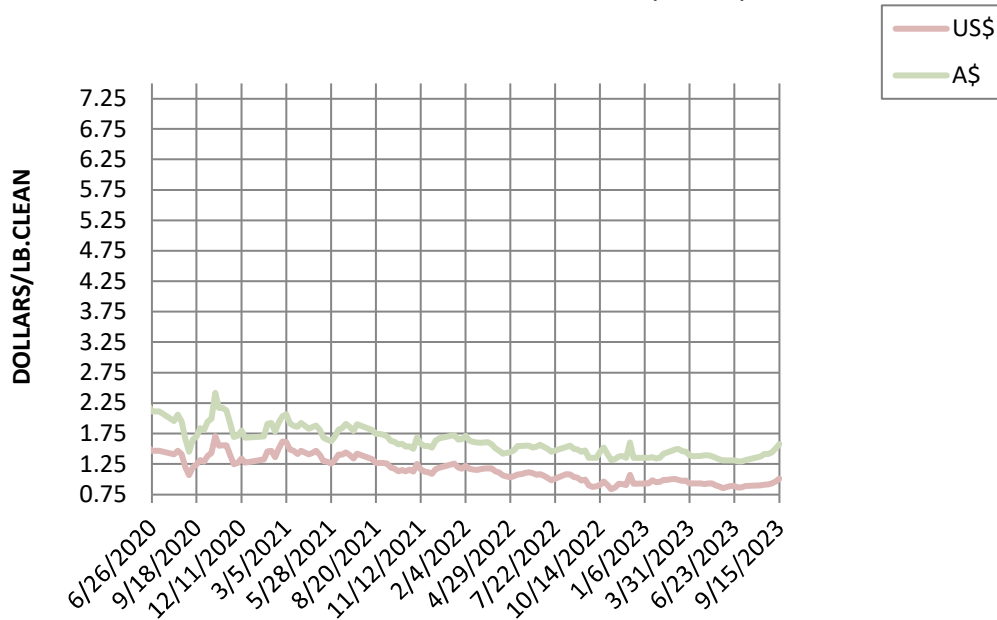
28 MICRON MARKET INDICATOR

A\$ vs US\$



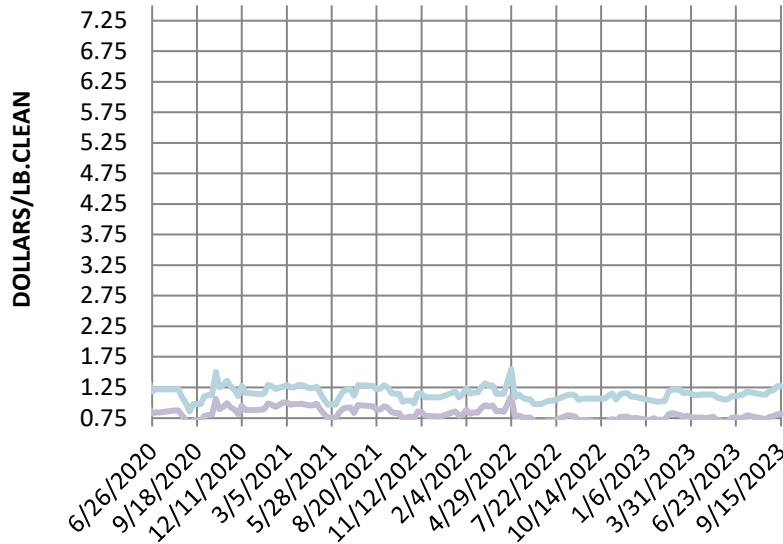
30 MICRON MARKET INDICATOR

A\$ vs US\$



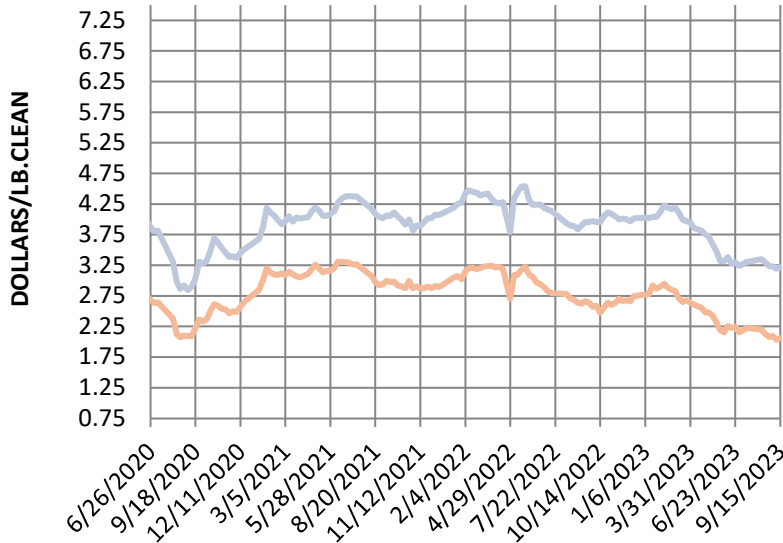
32 MICRON MARKET INDICATOR

A\$ vs US\$

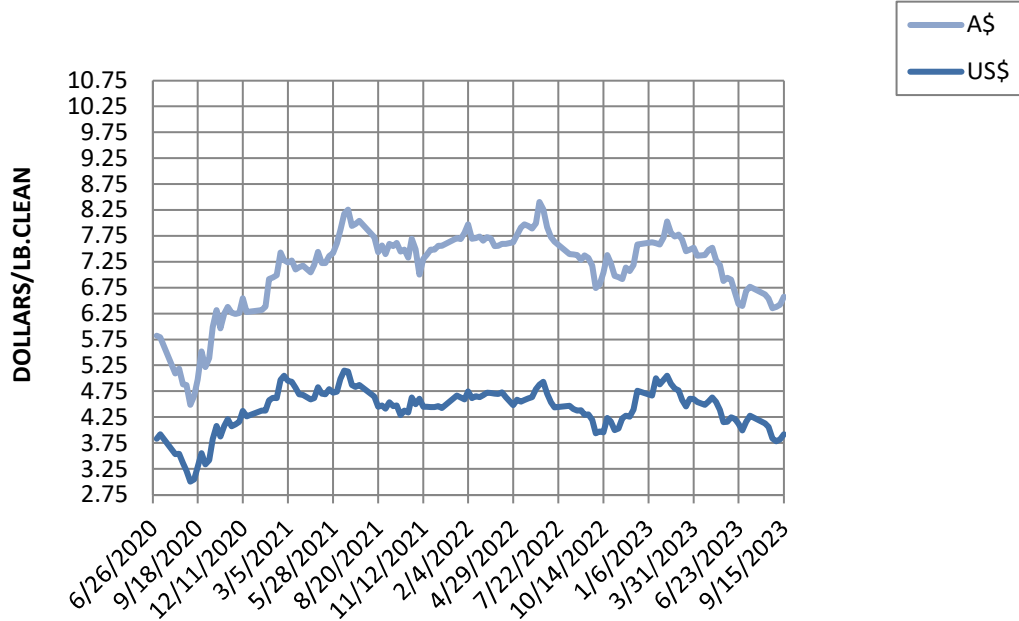


MC MICRON MARKET INDICATOR

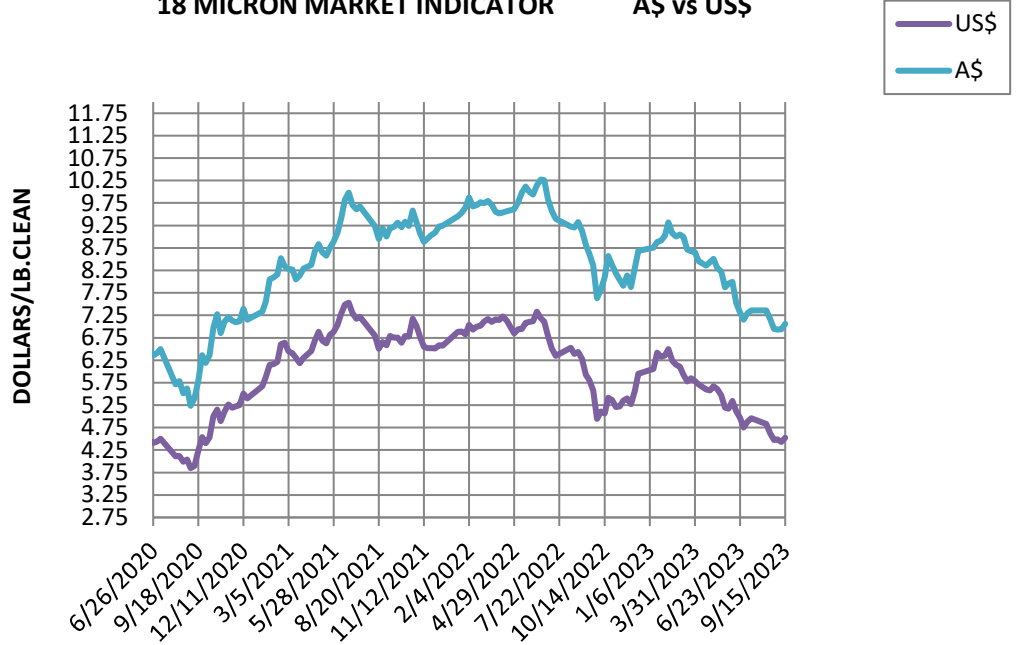
A\$ vs US\$



19 MICRON MARKET INDICATOR A\$ vs US\$



18 MICRON MARKET INDICATOR A\$ vs US\$



17 MICRON MARKET INDICATOR

A\$ vs US\$

