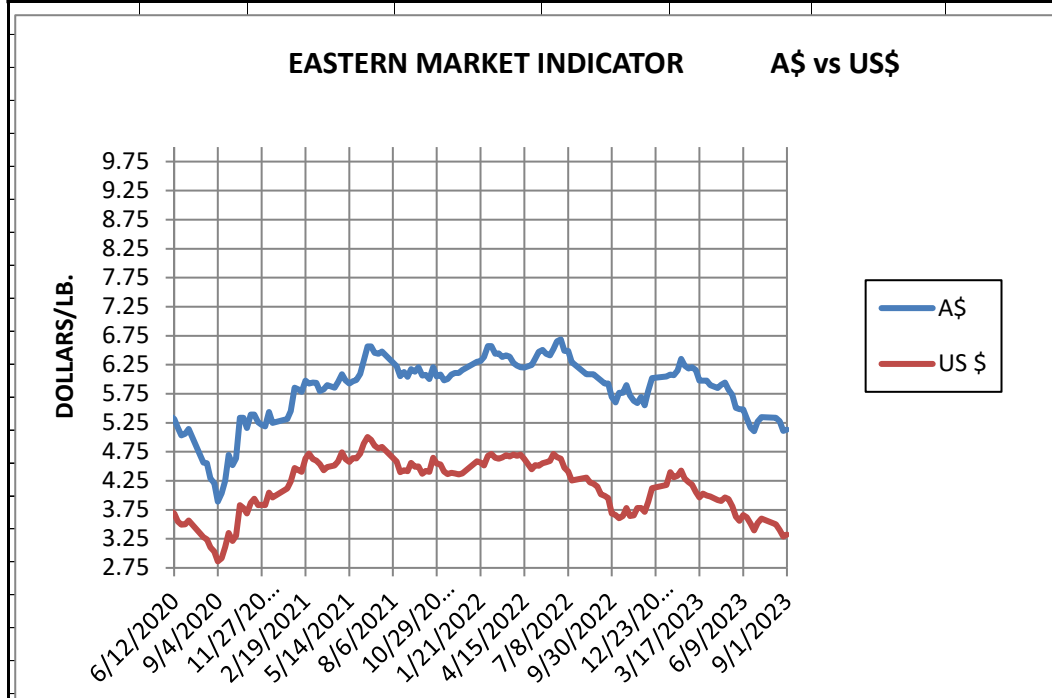


WEEK ENDING  
SEPTEMBER 1, 2023

MARKET INDICATOR CHANGE		US \$/LB.		Clean on floor			
CATEGORY		9/1/2023		8/25/2023		Change	
		A\$	US\$	A\$	US\$	A\$	US\$
EASTERN MI		\$ 5.13	\$ 3.32	\$ 5.11	\$ 3.29	0.02	0.03
Micron							
	17	\$ 8.00	\$ 5.18	\$ 8.08	\$ 5.20	-0.08	-0.02
	18	\$ 6.93	\$ 4.49	\$ 6.95	\$ 4.47	-0.01	0.02
	19	\$ 6.38	\$ 4.13	\$ 6.35	\$ 4.09	0.03	0.04
	20	\$ 5.84	\$ 3.78	\$ 5.96	\$ 3.84	-0.12	-0.06
	21	\$ 5.79	\$ 3.75	\$ 5.71	\$ 3.68	0.07	0.07
	22	\$ 5.63	\$ 3.64	\$ 5.63	\$ 3.62	0.00	0.02
	23	\$ 5.60	\$ 3.63	\$ 5.43	\$ 3.50	0.17	0.13
	24	\$ 5.44	\$ 3.52	\$ 5.44	\$ 3.50	0.00	0.02
	25	\$ 3.18	\$ 2.06	\$ 3.18	\$ 2.05	0.00	0.01
	26	\$ 2.58	\$ 1.67	\$ 2.58	\$ 1.66	0.00	0.01
	28	\$ 1.55	\$ 1.01	\$ 1.54	\$ 0.99	0.01	0.01
	30	\$ 1.44	\$ 0.93	\$ 1.42	\$ 0.91	0.02	0.02
	32	\$ 1.20	\$ 0.78	\$ 1.19	\$ 0.77	0.01	0.01
	MC	\$ 3.23	\$ 2.09	\$ 3.23	\$ 2.08	0.00	0.01
CURRENCY (US \$/A \$)			\$ 0.6474		\$ 0.6439		0.0035



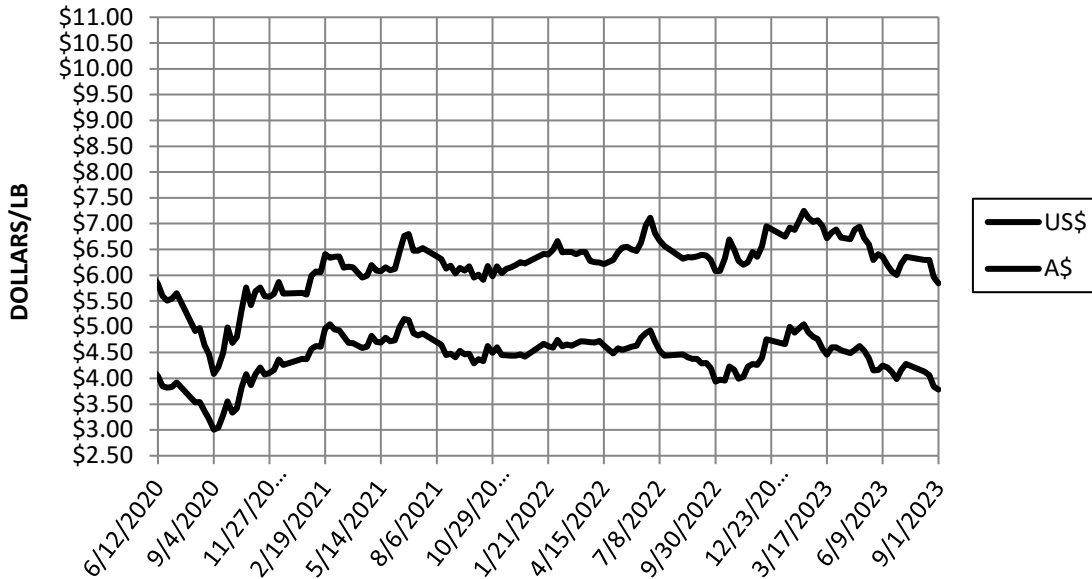
Information source: Wooltrak, Australian Wool Exchange, Weekly Market Review

WEEK ENDING  
SEPTEMBER 1, 2023

**MARKET INDICATOR CHANGES** US \$/LB. Clean on floor

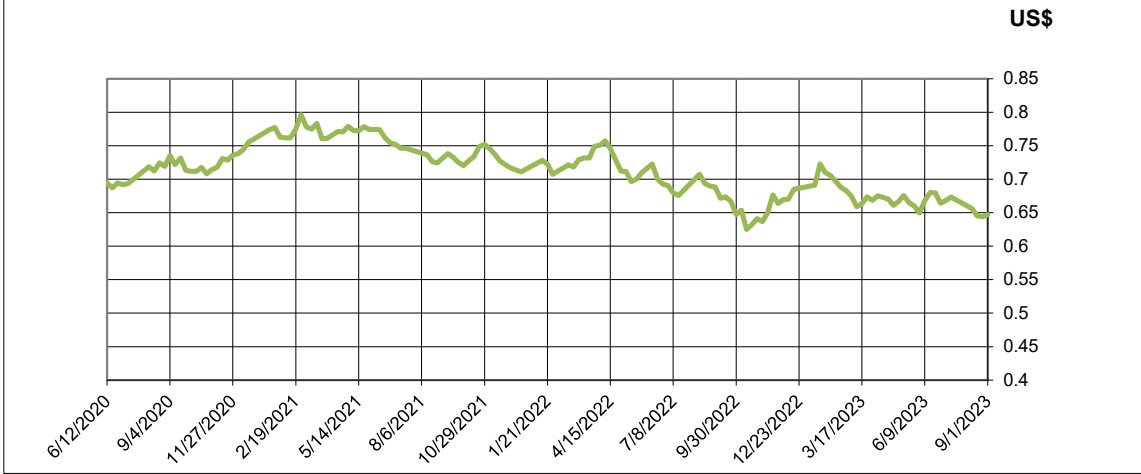
CATEGORY	9/1/2023		8/25/2023		Change	
	A\$	US\$	A\$	US\$	A\$	US\$
EASTERN MI	\$ 5.13	\$ 3.32	\$ 5.11	\$ 3.29	0.02	0.03
Micron						
17	\$ 8.00	\$ 5.18	\$ 8.08	\$ 5.20	-0.08	-0.02
18	\$ 6.93	\$ 4.49	\$ 6.95	\$ 4.47	-0.01	0.02
19	\$ 6.38	\$ 4.13	\$ 6.35	\$ 4.09	0.03	0.04
20	\$ 5.84	\$ 3.78	\$ 5.96	\$ 3.84	-0.12	-0.06
21	\$ 5.79	\$ 3.75	\$ 5.71	\$ 3.68	0.07	0.07
22	\$ 5.63	\$ 3.64	\$ 5.63	\$ 3.62	0.00	0.02
23	\$ 5.60	\$ 3.63	\$ 5.43	\$ 3.50	0.17	0.13
24	\$ 5.44	\$ 3.52	\$ 5.44	\$ 3.50	0.00	0.02
25	\$ 3.18	\$ 2.06	\$ 3.18	\$ 2.05	0.00	0.01
26	\$ 2.58	\$ 1.67	\$ 2.58	\$ 1.66	0.00	0.01
28	\$ 1.55	\$ 1.01	\$ 1.54	\$ 0.99	0.01	0.01
30	\$ 1.44	\$ 0.93	\$ 1.42	\$ 0.91	0.02	0.02
32	\$ 1.20	\$ 0.78	\$ 1.19	\$ 0.77	0.01	0.01
MC	\$ 3.23	\$ 2.09	\$ 3.23	\$ 2.08	0.00	0.01
CURRENCY (US \$/A \$)		\$ 0.6474		\$ 0.6439		0.0035

**20 MICRON MARKET INDICATOR**

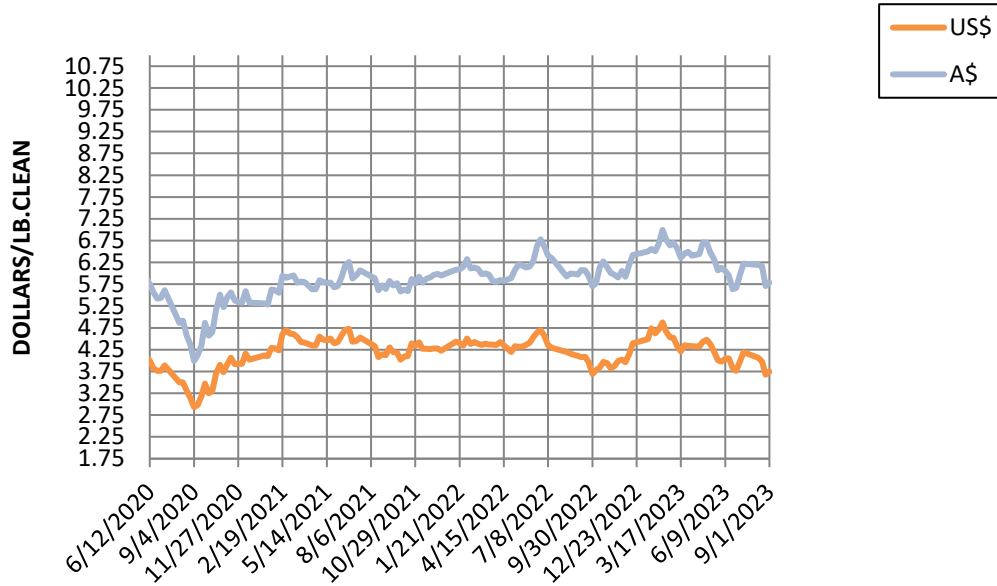


Information source: Wooltrak, Australian Wool Exchange, Weekly Market Review

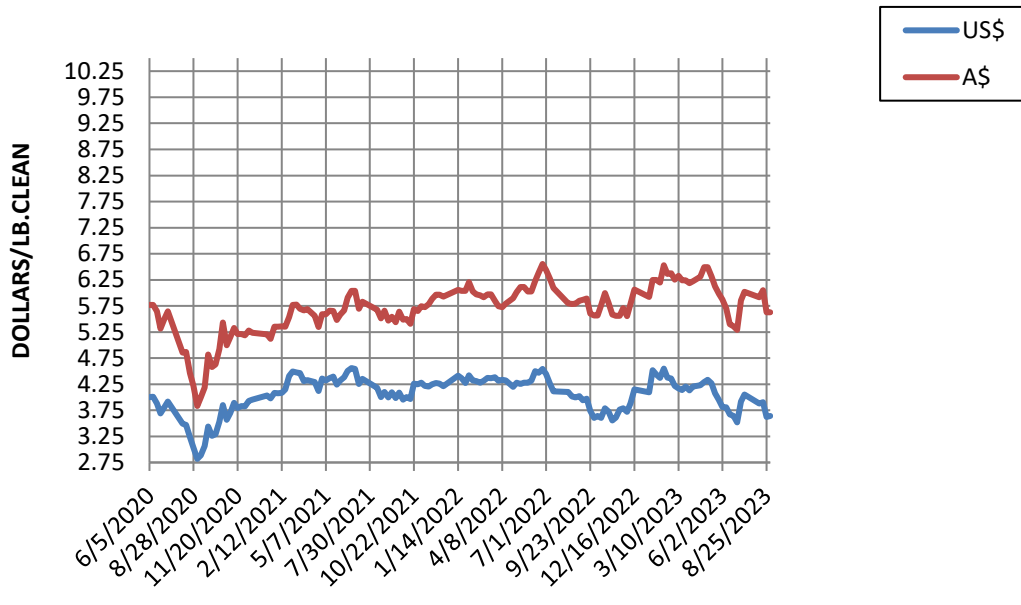
### CURRENCY RATE (US\$:A\$)



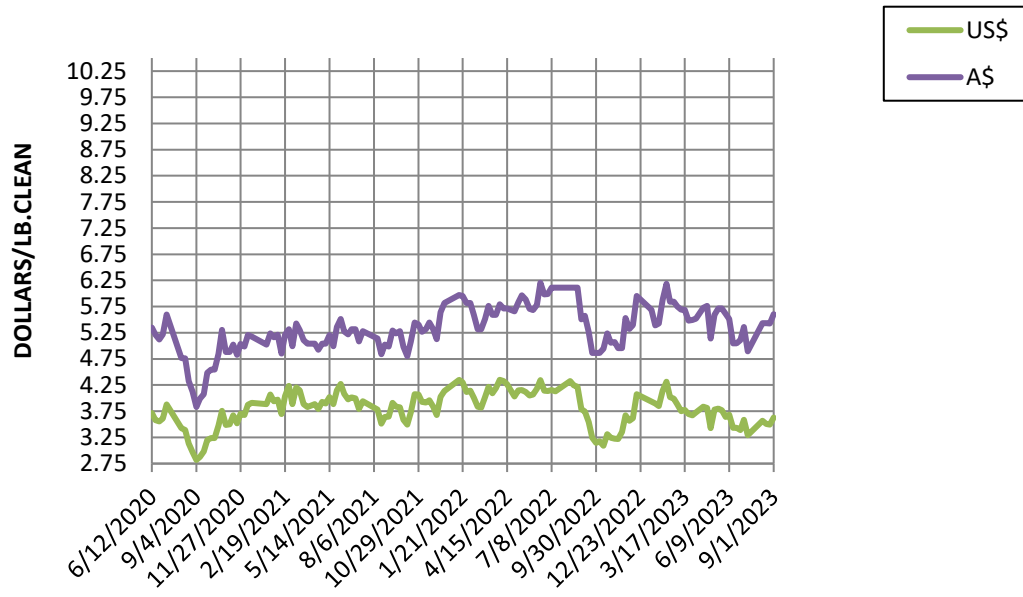
21 MICRON MARKET INDICATOR A\$ vs US\$



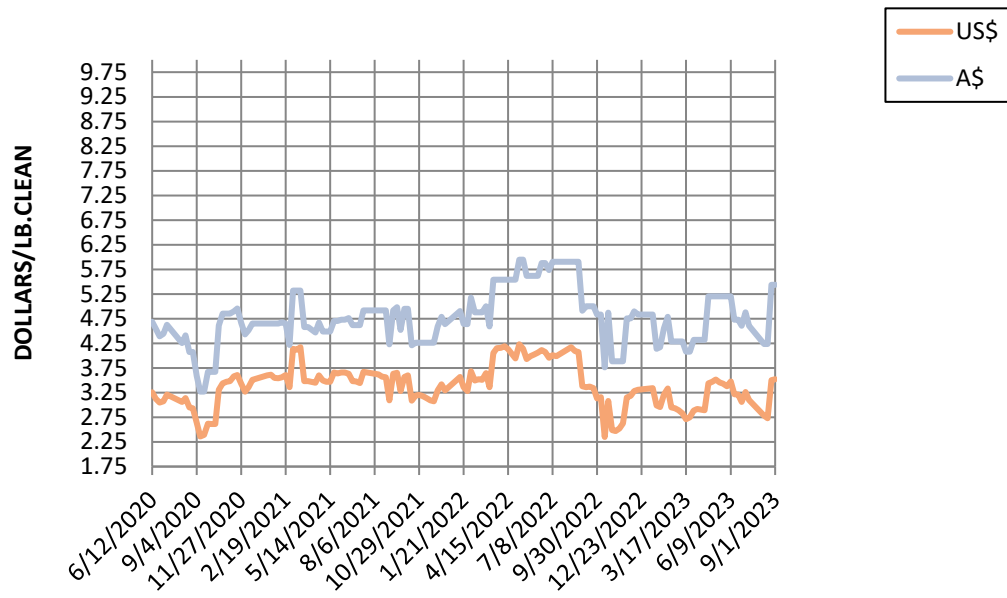
22 MICRON MARKET INDICATOR A\$ vs US\$



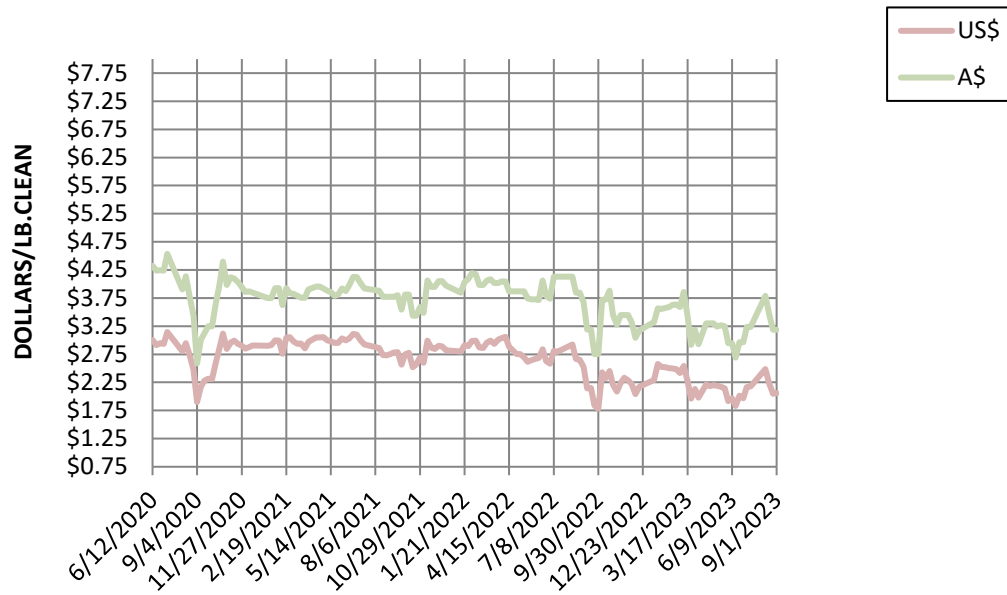
23 MICRON MARKET INDICATOR A\$ vs US\$



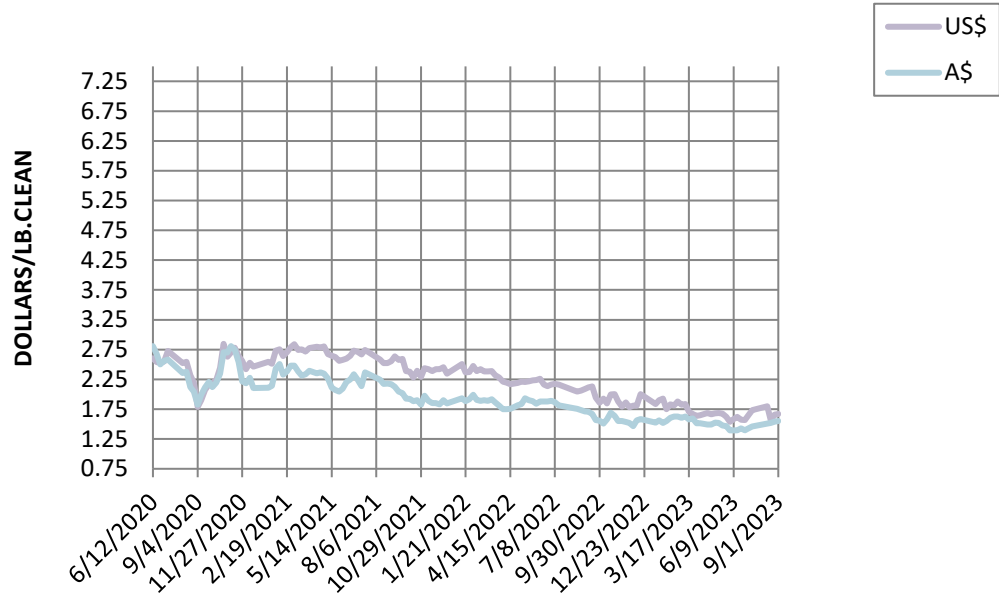
24 MICRON MARKET INDICATOR A\$ vs US\$



25 MICRON MARKET INDICATOR A\$ vs US\$

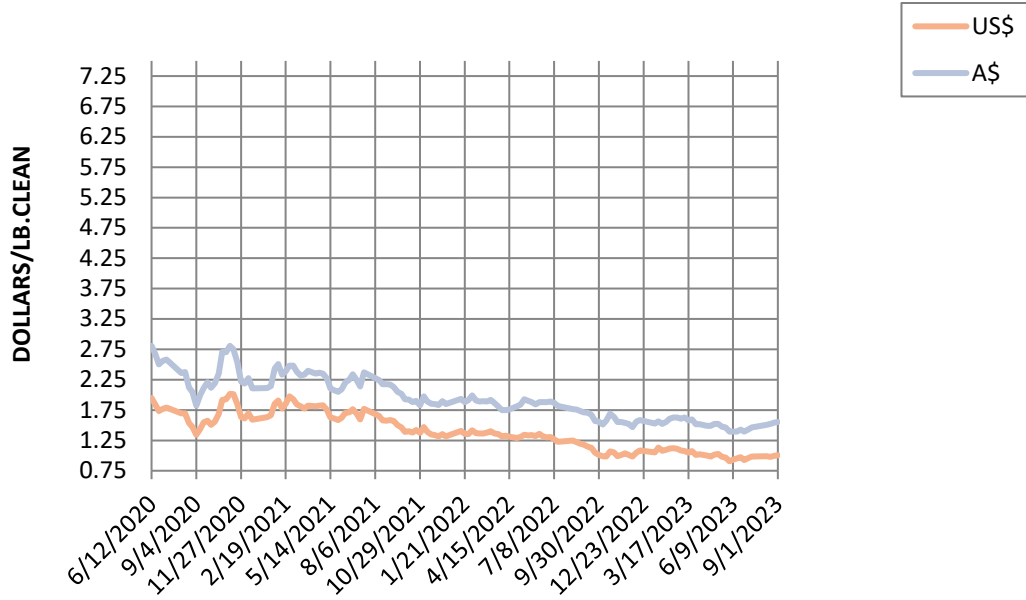


26 MICRON MARKET INDICATOR A\$ vs US\$



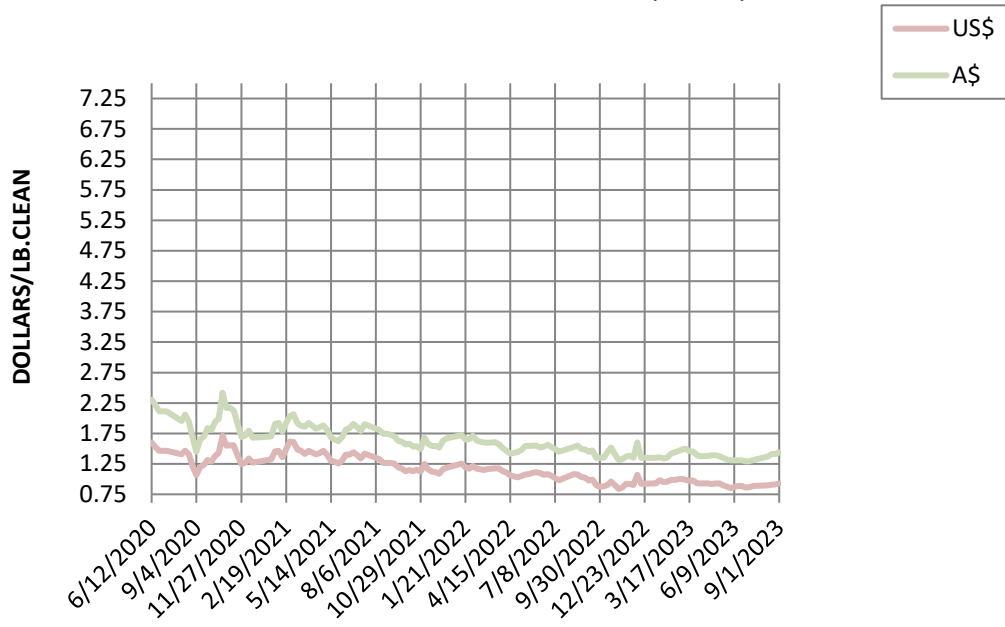
### 28 MICRON MARKET INDICATOR

A\$ vs US\$



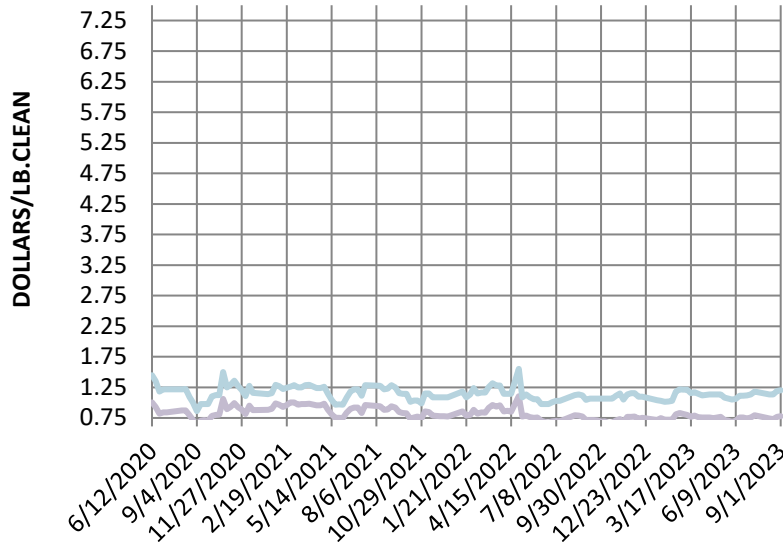
### 30 MICRON MARKET INDICATOR

A\$ vs US\$



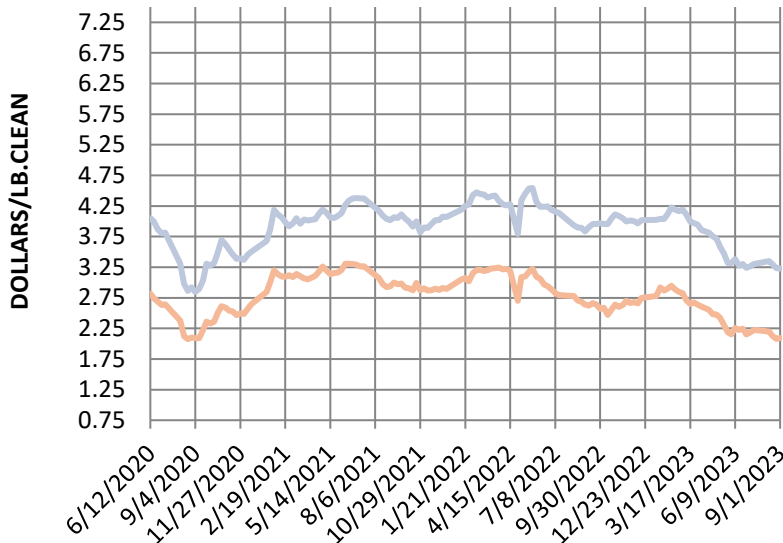
### 32 MICRON MARKET INDICATOR

A\$ vs US\$



### MC MICRON MARKET INDICATOR

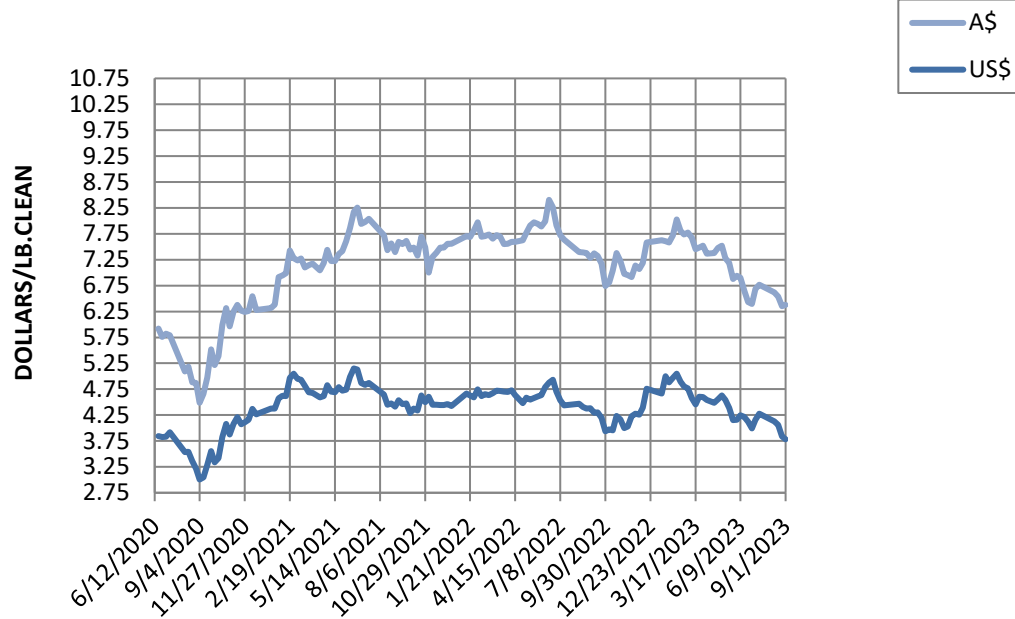
A\$ vs US\$





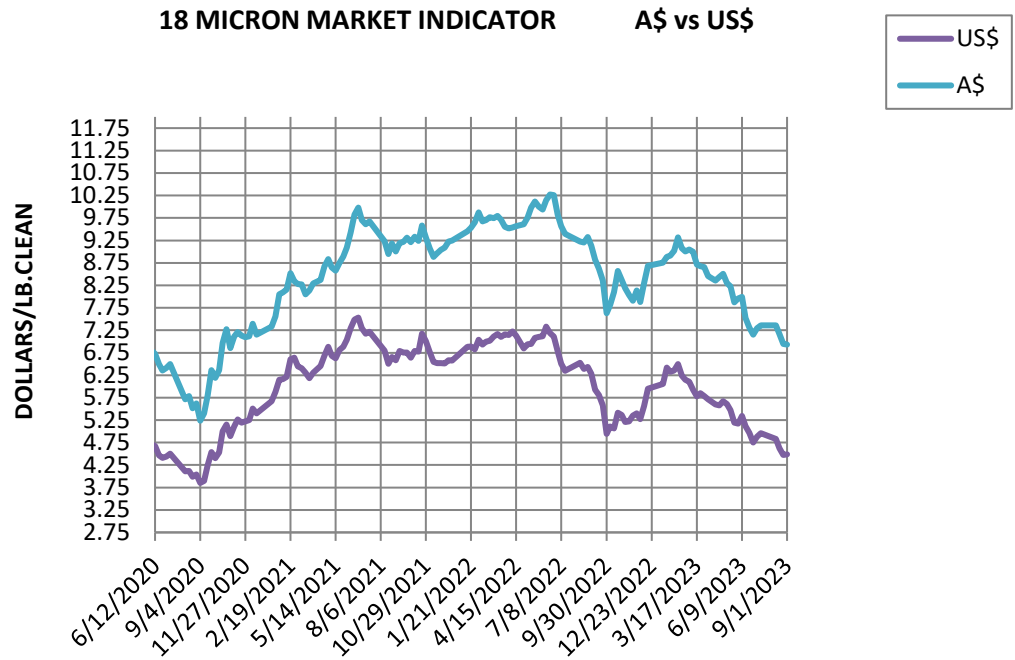
### 19 MICRON MARKET INDICATOR

A\$ vs US\$



### 18 MICRON MARKET INDICATOR

A\$ vs US\$



# 17 MICRON MARKET INDICATOR

## A\$ vs US\$

