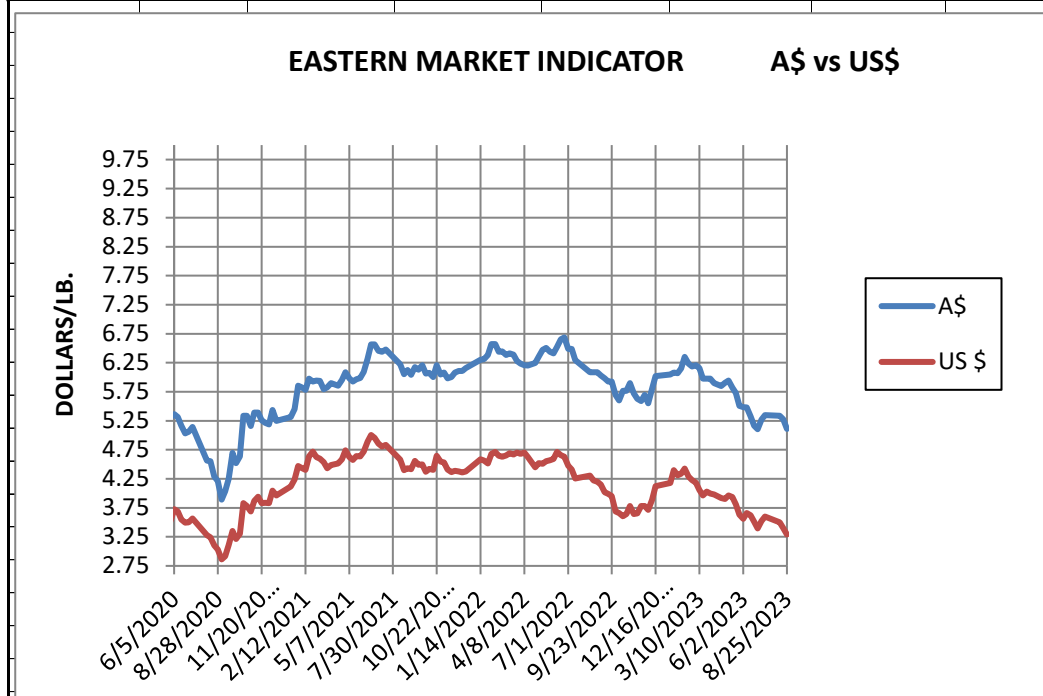


WEEK ENDING
AUGUST 25, 2023

MARKET INDICATOR CHANGE		US \$/LB.		Clean on floor			
CATEGORY		8/25/2023		8/18/2023		Change	
		A\$	US\$	A\$	US\$	A\$	US\$
EASTERN	MI	\$ 5.11	\$ 3.29	\$ 5.28	\$ 3.40	-0.16	-0.11
	Micron						
	17	\$ 8.08	\$ 5.20	\$ 8.45	\$ 5.45	-0.37	-0.25
	18	\$ 6.95	\$ 4.47	\$ 7.17	\$ 4.62	-0.22	-0.15
	19	\$ 6.35	\$ 4.09	\$ 6.54	\$ 4.22	-0.19	-0.13
	20	\$ 5.96	\$ 3.84	\$ 6.30	\$ 4.06	-0.34	-0.22
	21	\$ 5.71	\$ 3.68	\$ 6.16	\$ 3.98	-0.45	-0.30
	22	\$ 5.63	\$ 3.62	\$ 6.05	\$ 3.90	-0.42	-0.28
	23	\$ 5.43	\$ 3.50	\$ 5.43	\$ 3.51	0.00	-0.01
	24	\$ 4.24	\$ 2.73	\$ 4.24	\$ 2.73	0.00	-0.01
	25	\$ 3.18	\$ 2.05	\$ 3.46	\$ 2.23	-0.27	-0.18
	26	\$ 2.58	\$ 1.66	\$ 2.42	\$ 1.56	0.15	0.09
	28	\$ 1.54	\$ 0.99	\$ 1.52	\$ 0.98	0.02	0.01
	30	\$ 1.42	\$ 0.91	\$ 1.41	\$ 0.91	0.00	0.00
	32	\$ 1.19	\$ 0.77	\$ 1.13	\$ 0.73	0.06	0.04
	MC	\$ 3.23	\$ 2.08	\$ 3.30	\$ 2.13	-0.07	-0.05
CURRENCY (US \$/A \$)			\$ 0.6439		\$ 0.6451		-0.0012



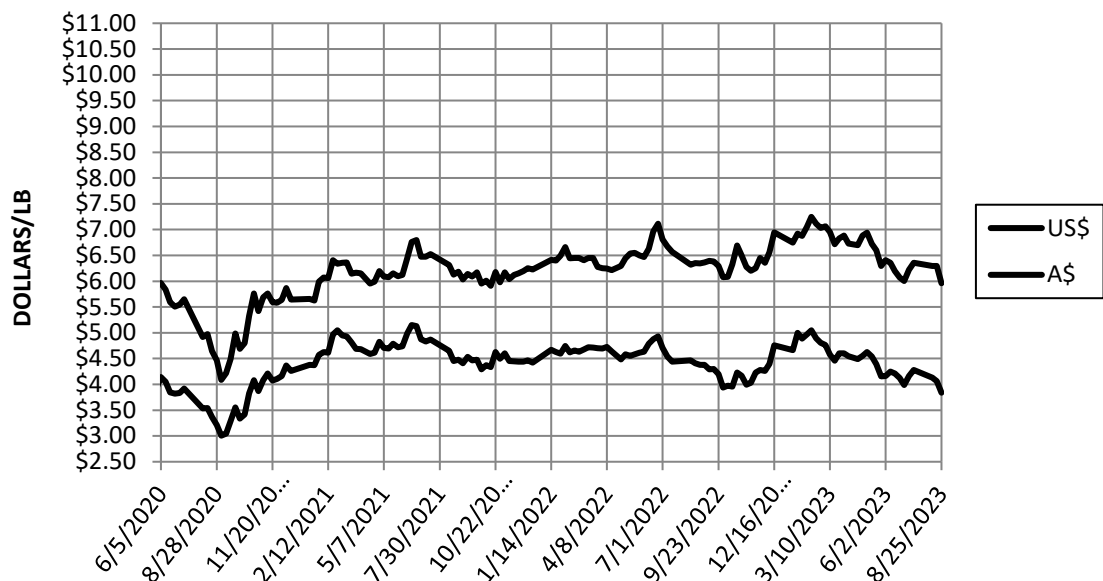
Information source: Wooltrak, Australian Wool Exchange, Weekly Market Review

WEEK ENDING
AUGUST 25, 2023

MARKET INDICATOR CHANGES US \$/LB. Clean on floor

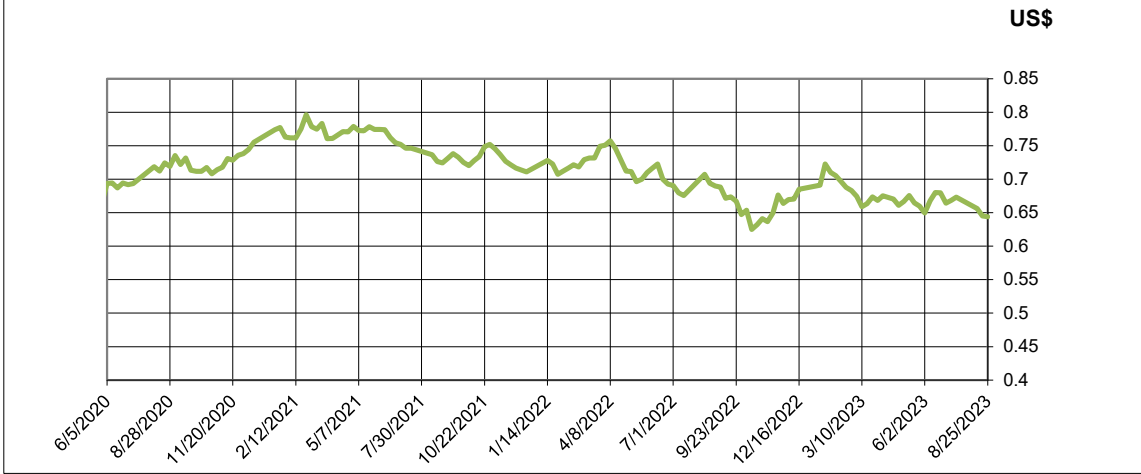
CATEGORY	8/25/2023		8/18/2023		Change	
	A\$	US\$	A\$	US\$	A\$	US\$
EASTERN MI	\$ 5.11	\$ 3.29	\$ 5.28	\$ 3.40	-0.16	-0.11
Micron						
17	\$ 8.08	\$ 5.20	\$ 8.45	\$ 5.45	-0.37	-0.25
18	\$ 6.95	\$ 4.47	\$ 7.17	\$ 4.62	-0.22	-0.15
19	\$ 6.35	\$ 4.09	\$ 6.54	\$ 4.22	-0.19	-0.13
20	\$ 5.96	\$ 3.84	\$ 6.30	\$ 4.06	-0.34	-0.22
21	\$ 5.71	\$ 3.68	\$ 6.16	\$ 3.98	-0.45	-0.30
22	\$ 5.63	\$ 3.62	\$ 6.05	\$ 3.90	-0.42	-0.28
23	\$ 5.43	\$ 3.50	\$ 5.43	\$ 3.51	0.00	-0.01
24	\$ 4.24	\$ 2.73	\$ 4.24	\$ 2.73	0.00	-0.01
25	\$ 3.18	\$ 2.05	\$ 3.46	\$ 2.23	-0.27	-0.18
26	\$ 2.58	\$ 1.66	\$ 2.42	\$ 1.56	0.15	0.09
28	\$ 1.54	\$ 0.99	\$ 1.52	\$ 0.98	0.02	0.01
30	\$ 1.42	\$ 0.91	\$ 1.41	\$ 0.91	0.00	0.00
32	\$ 1.19	\$ 0.77	\$ 1.13	\$ 0.73	0.06	0.04
MC	\$ 3.23	\$ 2.08	\$ 3.30	\$ 2.13	-0.07	-0.05
CURRENCY (US \$/A \$)		\$ 0.6439		\$ 0.6451		-0.0012

20 MICRON MARKET INDICATOR

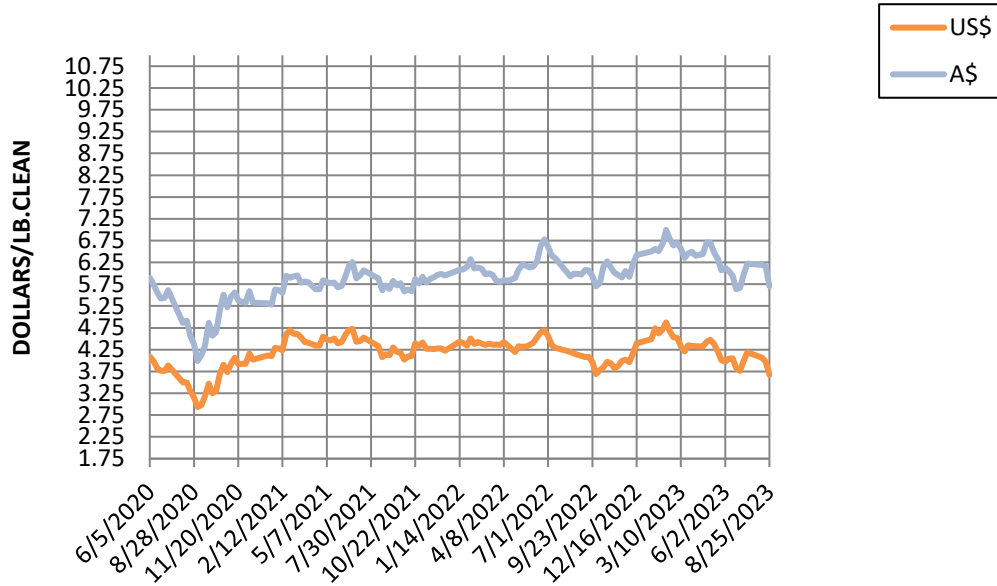


Information source: Wooltrak, Australian Wool Exchange, Weekly Market Review

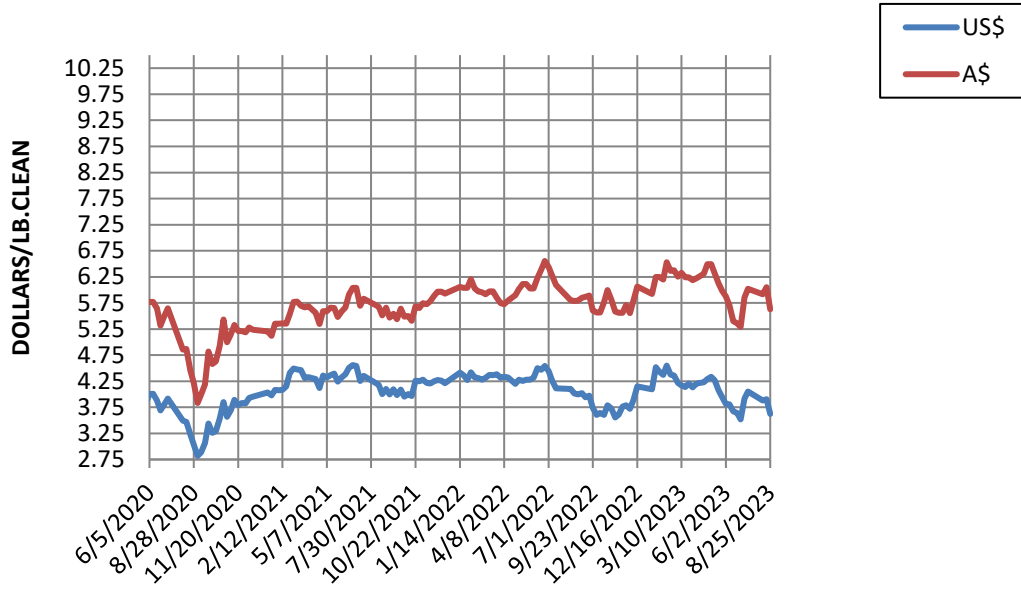
CURRENCY RATE (US\$:A\$)



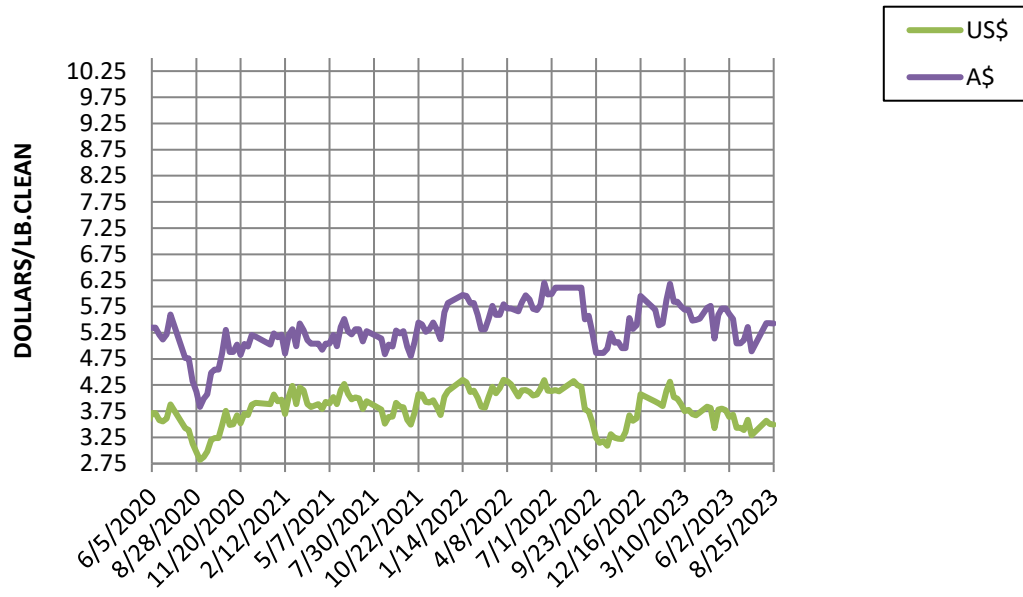
21 MICRON MARKET INDICATOR A\$ vs US\$



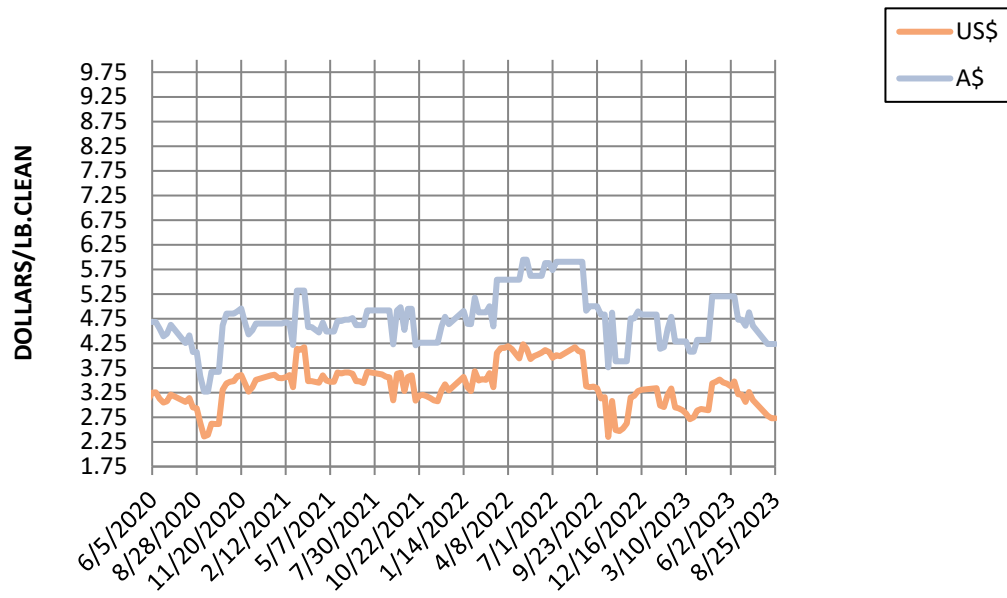
22 MICRON MARKET INDICATOR A\$ vs US\$



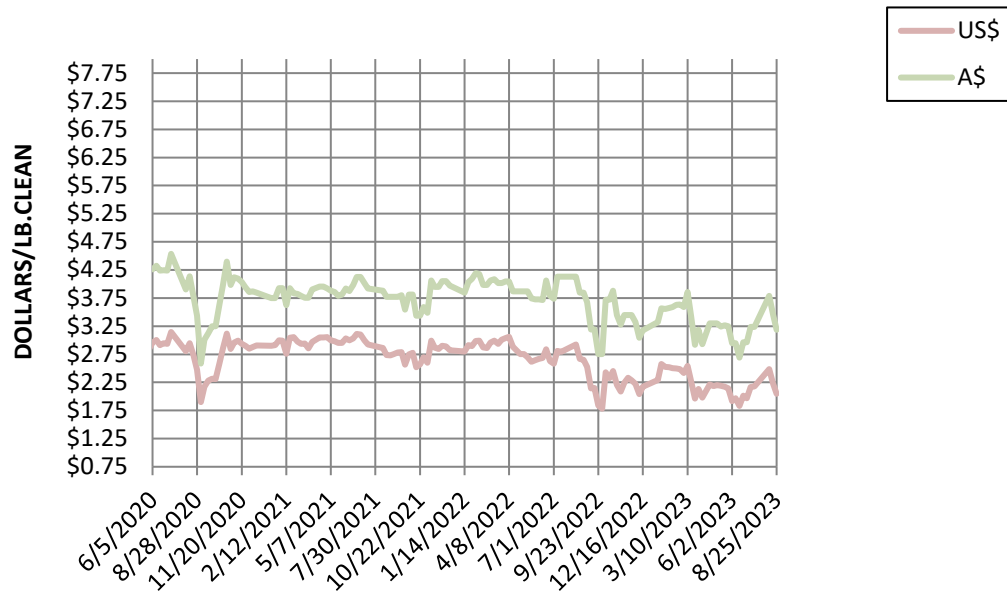
23 MICRON MARKET INDICATOR A\$ vs US\$



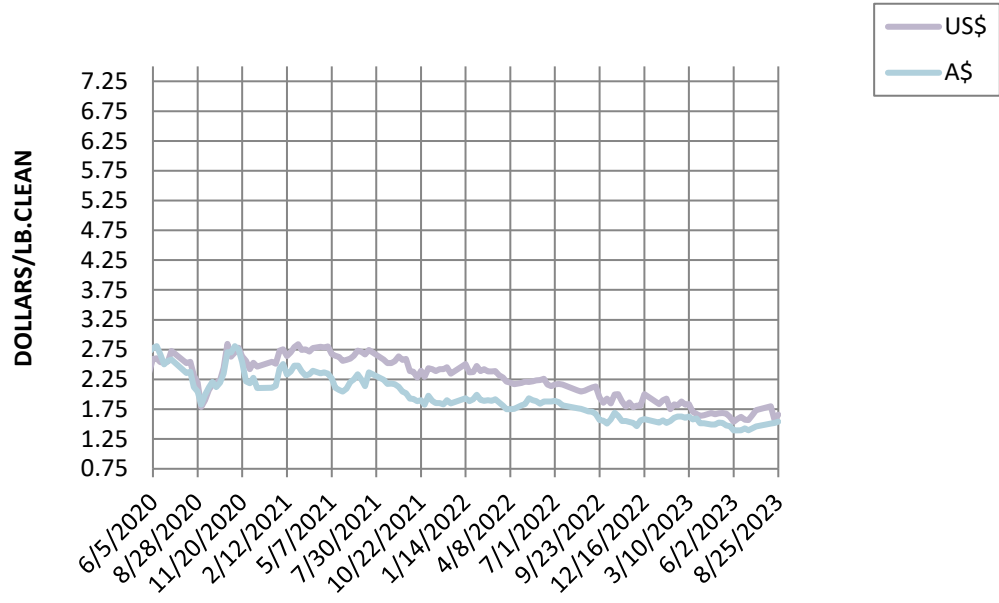
24 MICRON MARKET INDICATOR A\$ vs US\$



25 MICRON MARKET INDICATOR A\$ vs US\$

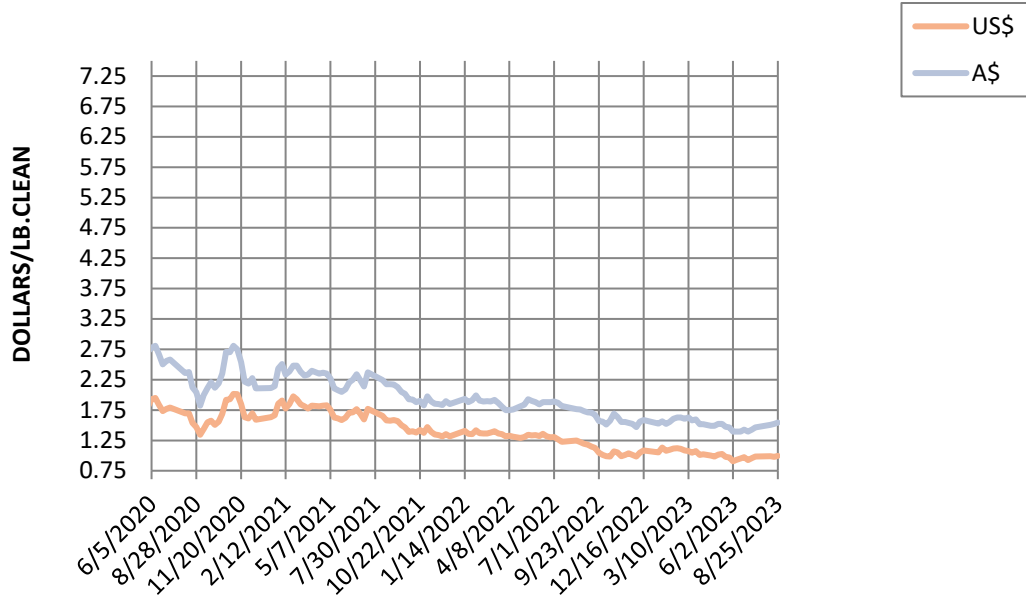


26 MICRON MARKET INDICATOR A\$ vs US\$



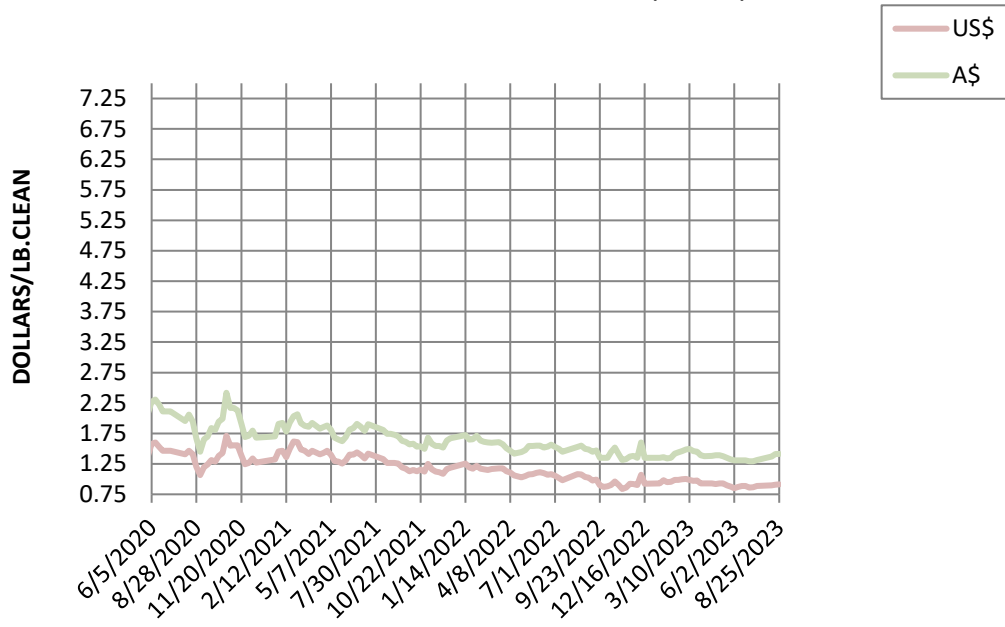
28 MICRON MARKET INDICATOR

A\$ vs US\$



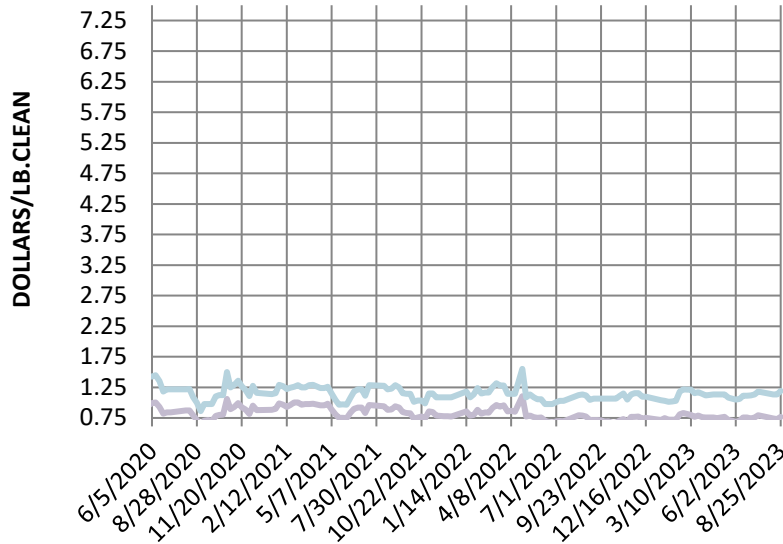
30 MICRON MARKET INDICATOR

A\$ vs US\$



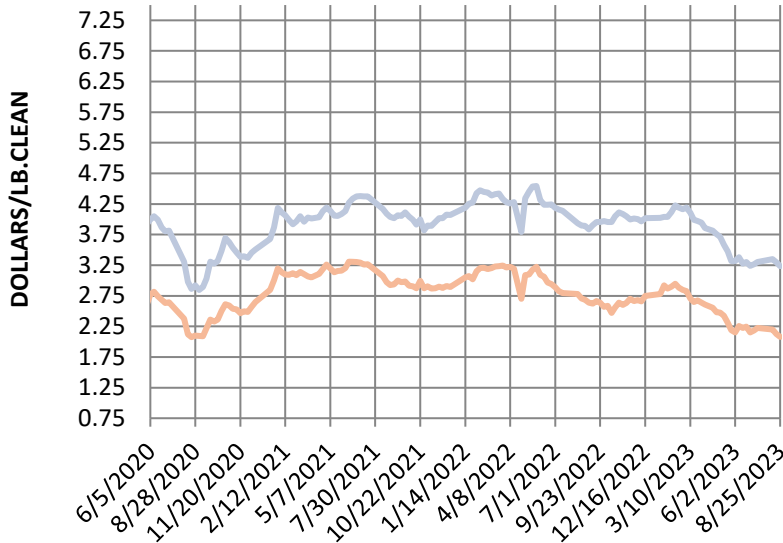
32 MICRON MARKET INDICATOR

A\$ vs US\$

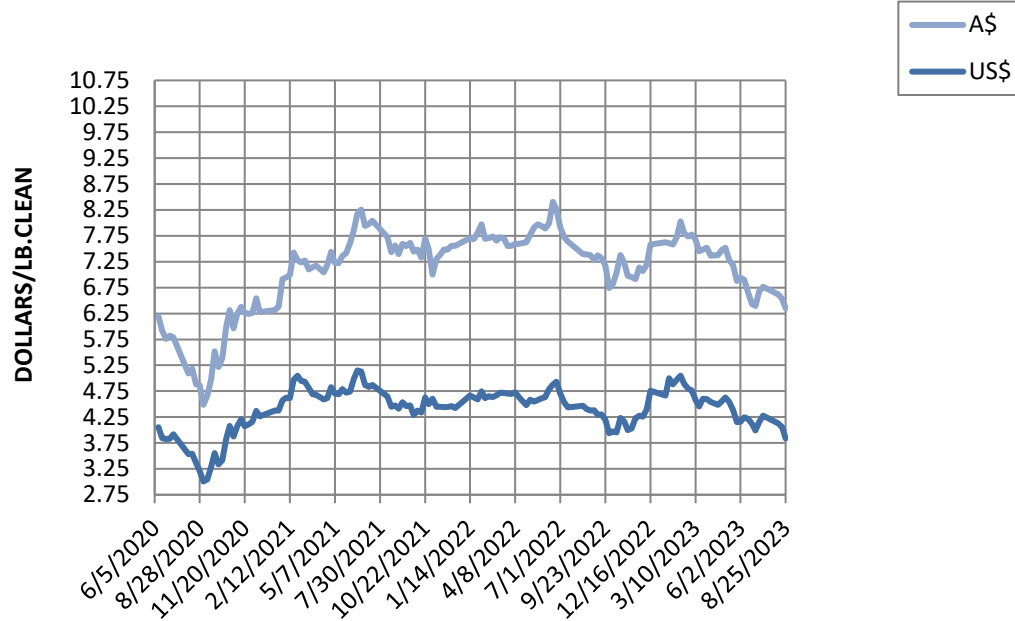


MC MICRON MARKET INDICATOR

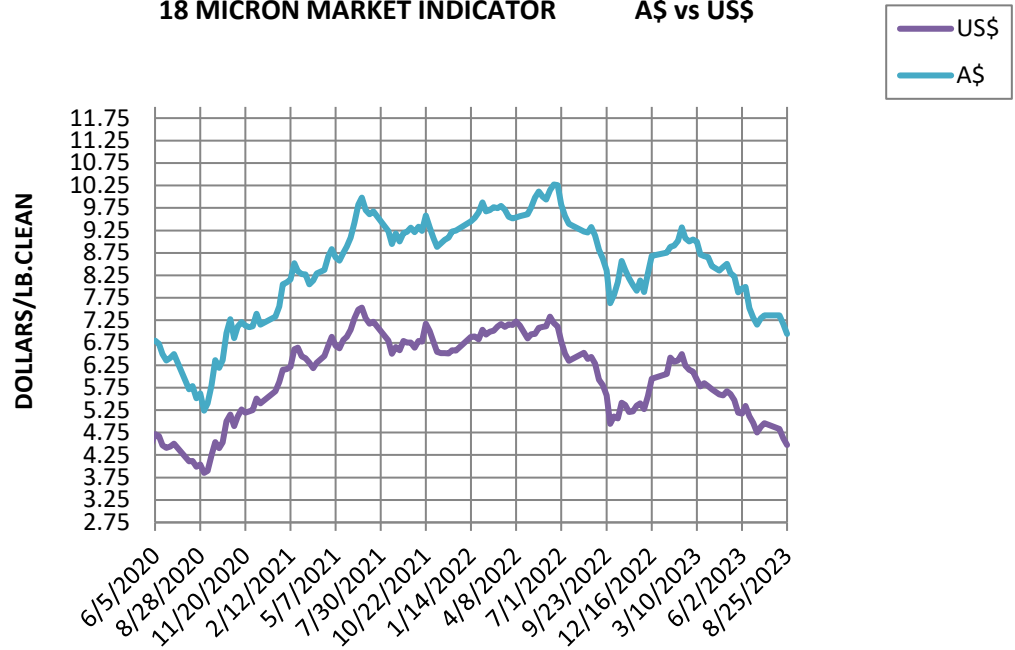
A\$ vs US\$



19 MICRON MARKET INDICATOR A\$ vs US\$



18 MICRON MARKET INDICATOR A\$ vs US\$



17 MICRON MARKET INDICATOR

A\$ vs US\$

