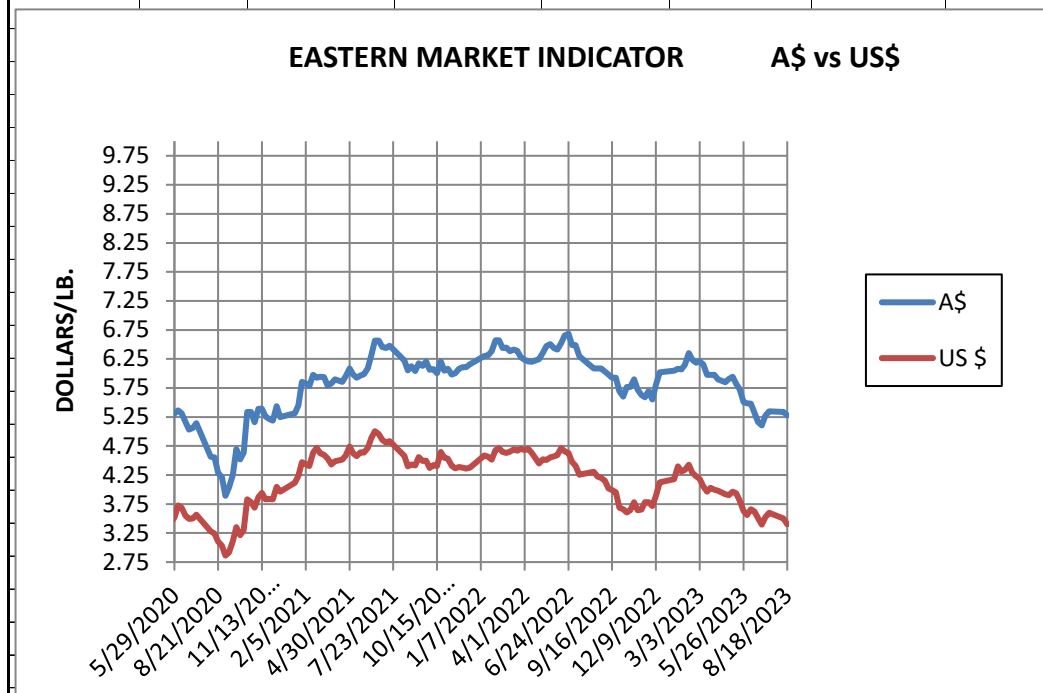


WEEK ENDING  
AUGUST 18, 2023

MARKET INDICATOR CHANGE		US \$/LB.		Clean on floor			
CATEGORY		8/18/2023		8/11/2023		Change	
		A\$	US\$	A\$	US\$	A\$	US\$
EASTERN MI		\$ 5.28	\$ 3.40	\$ 5.33	\$ 3.50	-0.06	-0.10
Micron							
	17	\$ 8.45	\$ 5.45	\$ 8.58	\$ 5.63	-0.13	-0.18
	18	\$ 7.17	\$ 4.62	\$ 7.36	\$ 4.83	-0.19	-0.21
	19	\$ 6.54	\$ 4.22	\$ 6.62	\$ 4.34	-0.08	-0.12
	20	\$ 6.30	\$ 4.06	\$ 6.29	\$ 4.13	0.00	-0.07
	21	\$ 6.16	\$ 3.98	\$ 6.20	\$ 4.07	-0.03	-0.09
	22	\$ 6.05	\$ 3.90	\$ 5.91	\$ 3.88	0.14	0.02
	23	\$ 5.43	\$ 3.51	\$ 5.43	\$ 3.57	0.00	-0.06
	24	\$ 4.24	\$ 2.73	\$ 4.24	\$ 2.78	0.00	-0.05
	25	\$ 3.46	\$ 2.23	\$ 3.79	\$ 2.49	-0.33	-0.26
	26	\$ 2.42	\$ 1.56	\$ 2.74	\$ 1.80	-0.32	-0.24
	28	\$ 1.52	\$ 0.98	\$ 1.51	\$ 0.99	0.01	-0.01
	30	\$ 1.41	\$ 0.91	\$ 1.37	\$ 0.90	0.04	0.01
	32	\$ 1.13	\$ 0.73	\$ 1.13	\$ 0.74	0.00	-0.01
	MC	\$ 3.30	\$ 2.13	\$ 3.35	\$ 2.20	-0.05	-0.07
CURRENCY (US \$/A \$)			\$ 0.6451		\$ 0.6562		-0.0111



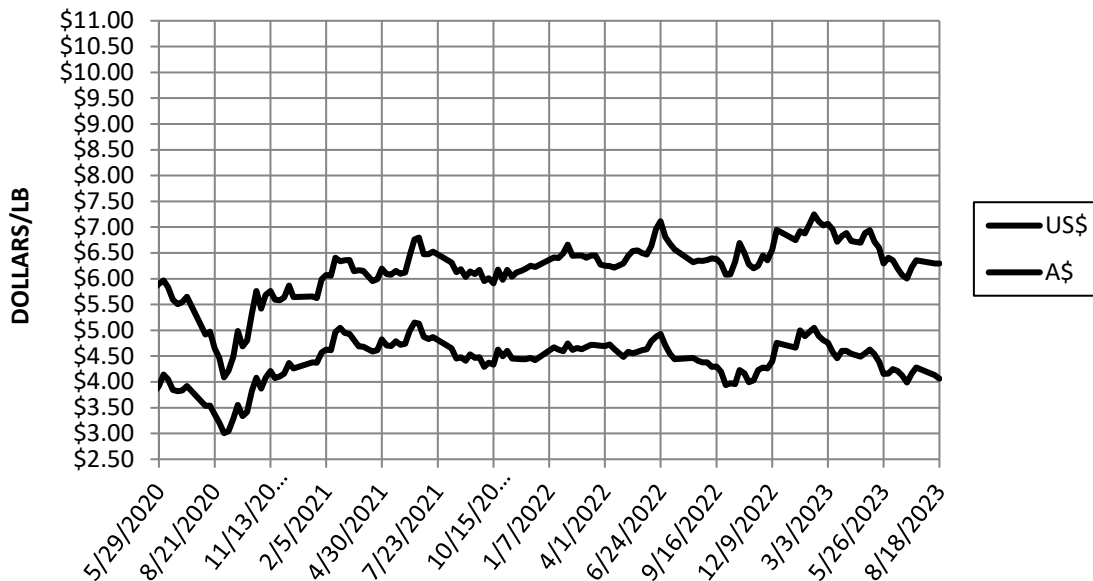
Information source: Wooltrak, Australian Wool Exchange, Weekly Market Review

WEEK ENDING  
AUGUST 18, 2023

**MARKET INDICATOR CHANGES** US \$/LB. Clean on floor

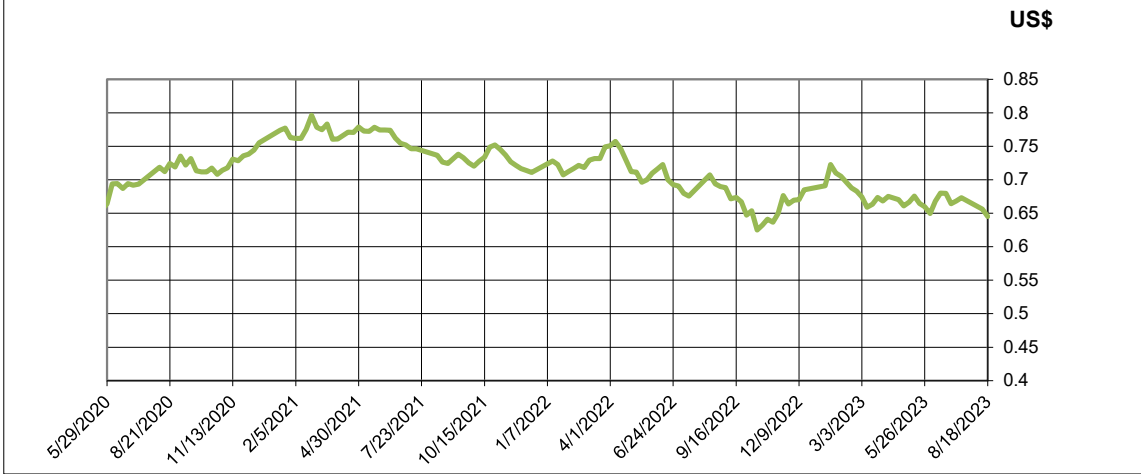
CATEGORY	8/18/2023		8/11/2023		Change	
	A\$	US\$	A\$	US\$	A\$	US\$
EASTERN MI	\$ 5.28	\$ 3.40	\$ 5.33	\$ 3.50	-0.06	-0.10
Micron						
17	\$ 8.45	\$ 5.45	\$ 8.58	\$ 5.63	-0.13	-0.18
18	\$ 7.17	\$ 4.62	\$ 7.36	\$ 4.83	-0.19	-0.21
19	\$ 6.54	\$ 4.22	\$ 6.62	\$ 4.34	-0.08	-0.12
20	\$ 6.30	\$ 4.06	\$ 6.29	\$ 4.13	0.00	-0.07
21	\$ 6.16	\$ 3.98	\$ 6.20	\$ 4.07	-0.03	-0.09
22	\$ 6.05	\$ 3.90	\$ 5.91	\$ 3.88	0.14	0.02
23	\$ 5.43	\$ 3.51	\$ 5.43	\$ 3.57	0.00	-0.06
24	\$ 4.24	\$ 2.73	\$ 4.24	\$ 2.78	0.00	-0.05
25	\$ 3.46	\$ 2.23	\$ 3.79	\$ 2.49	-0.33	-0.26
26	\$ 2.42	\$ 1.56	\$ 2.74	\$ 1.80	-0.32	-0.24
28	\$ 1.52	\$ 0.98	\$ 1.51	\$ 0.99	0.01	-0.01
30	\$ 1.41	\$ 0.91	\$ 1.37	\$ 0.90	0.04	0.01
32	\$ 1.13	\$ 0.73	\$ 1.13	\$ 0.74	0.00	-0.01
MC	\$ 3.30	\$ 2.13	\$ 3.35	\$ 2.20	-0.05	-0.07
CURRENCY (US \$/A \$)		\$ 0.6451		\$ 0.6562		-0.0111

**20 MICRON MARKET INDICATOR**

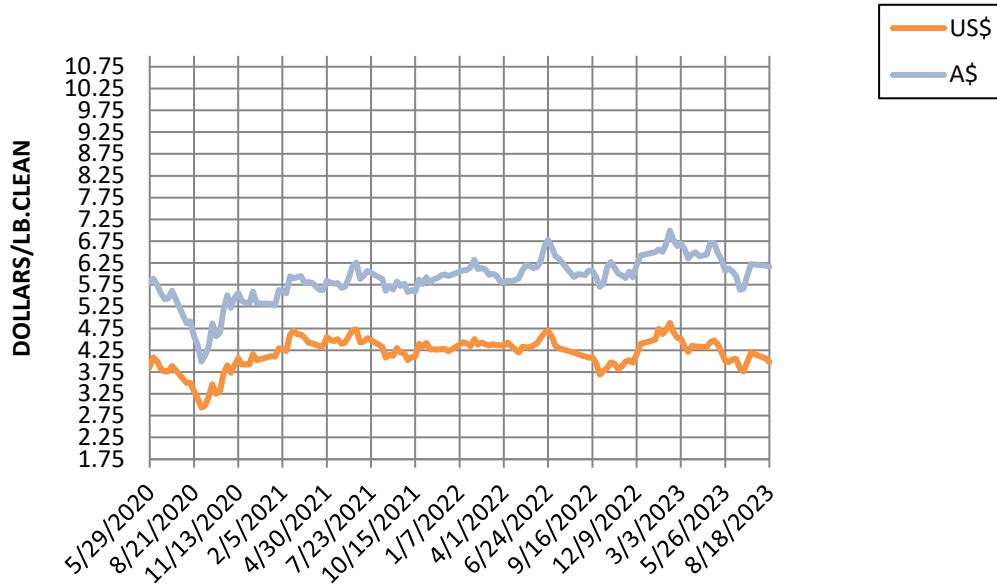


Information source: Wooltrak, Australian Wool Exchange, Weekly Market Review

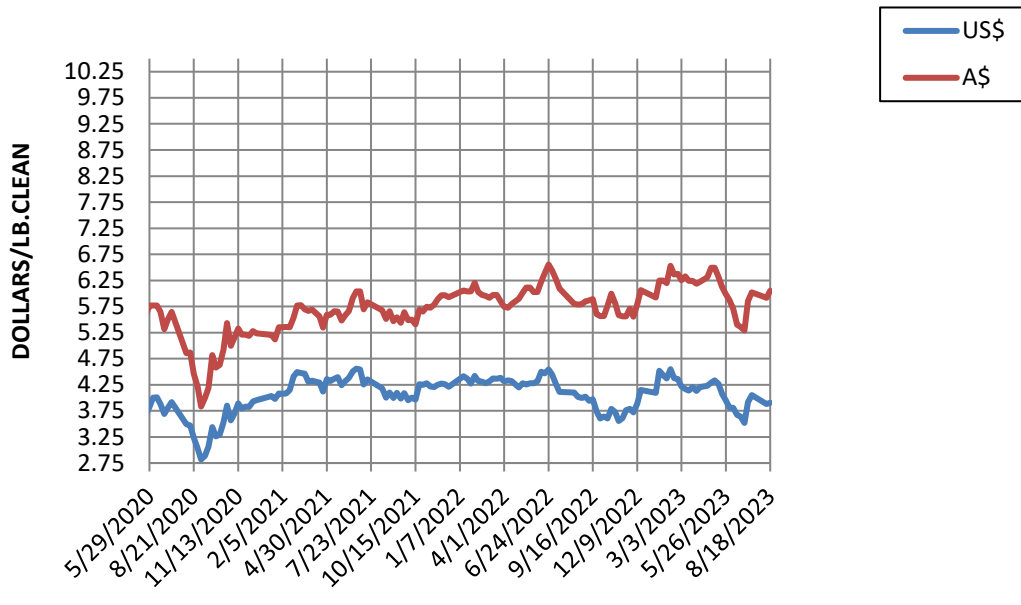
### CURRENCY RATE (US\$:A\$)



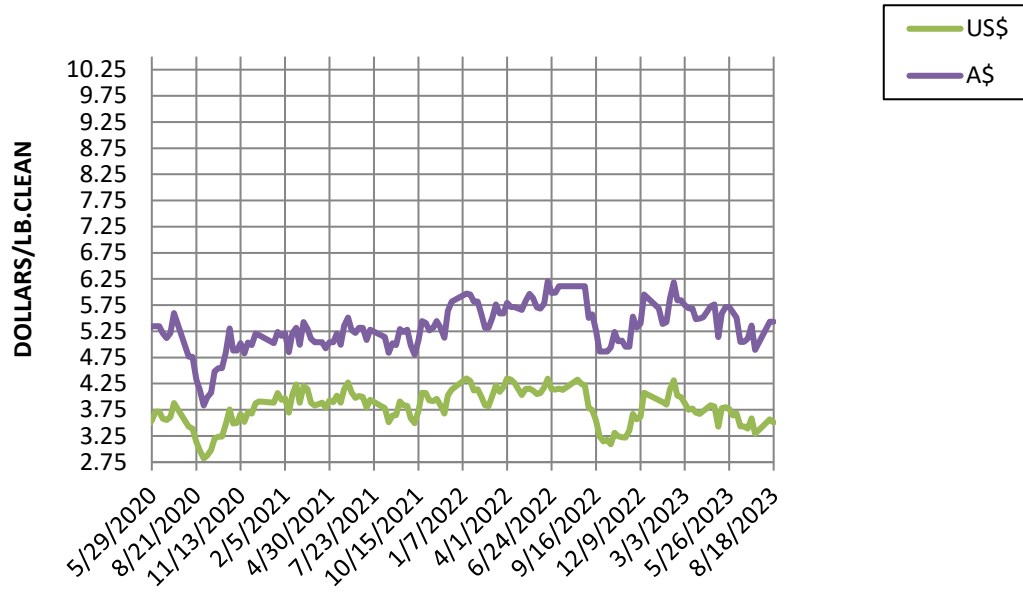
21 MICRON MARKET INDICATOR A\$ vs US\$



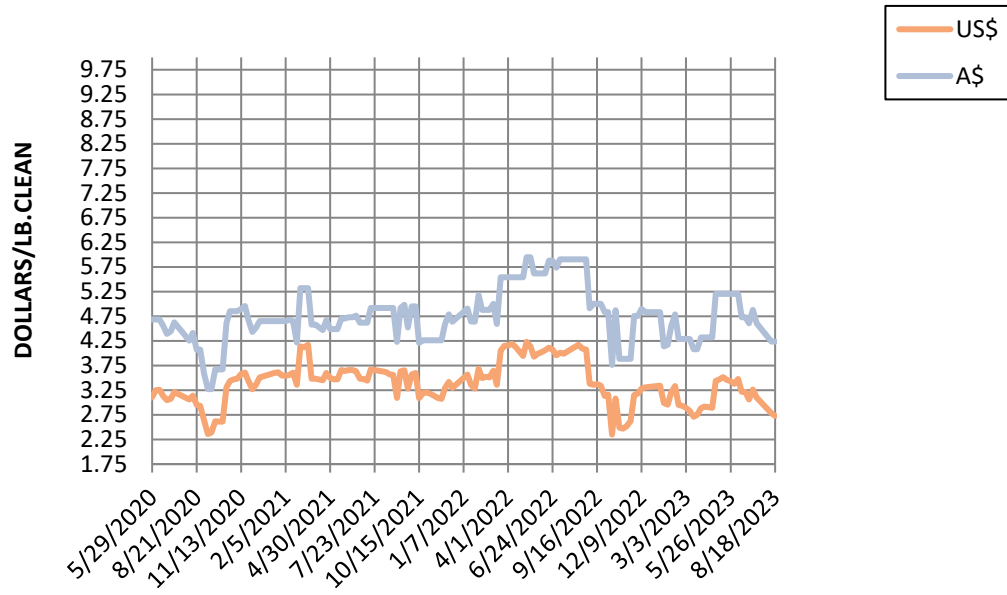
22 MICRON MARKET INDICATOR A\$ vs US\$



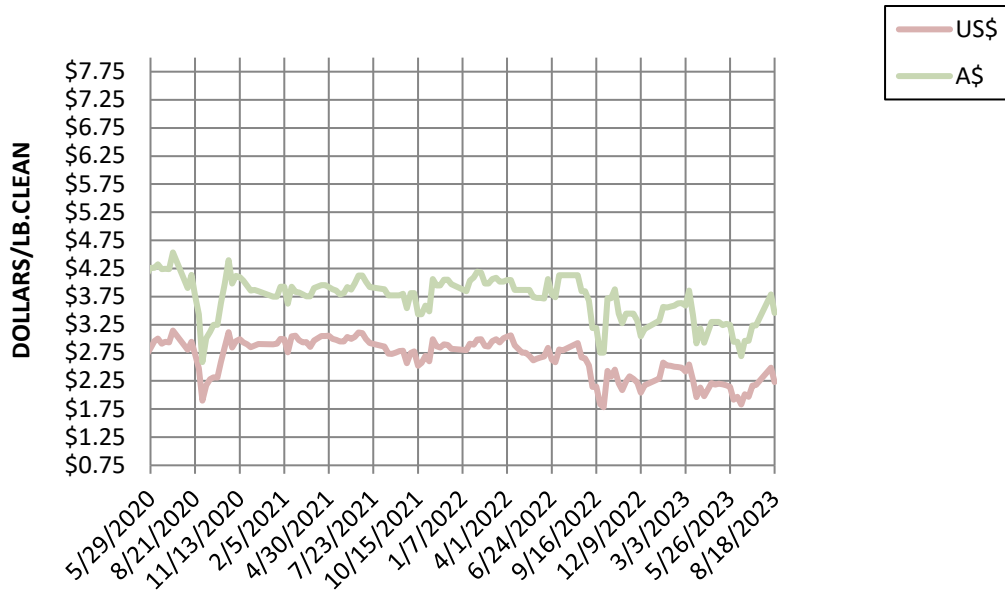
23 MICRON MARKET INDICATOR A\$ vs US\$



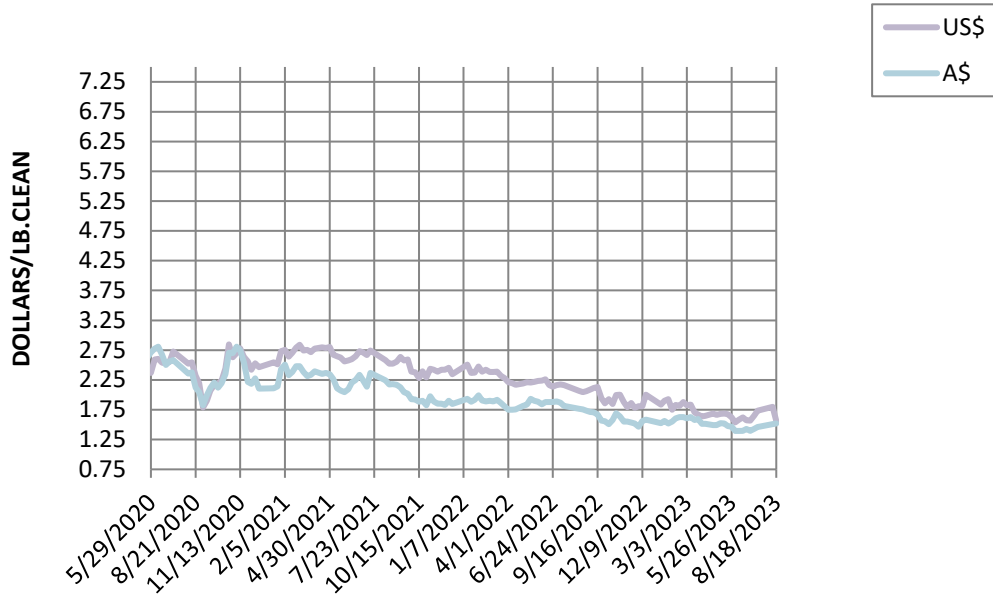
24 MICRON MARKET INDICATOR A\$ vs US\$



25 MICRON MARKET INDICATOR A\$ vs US\$

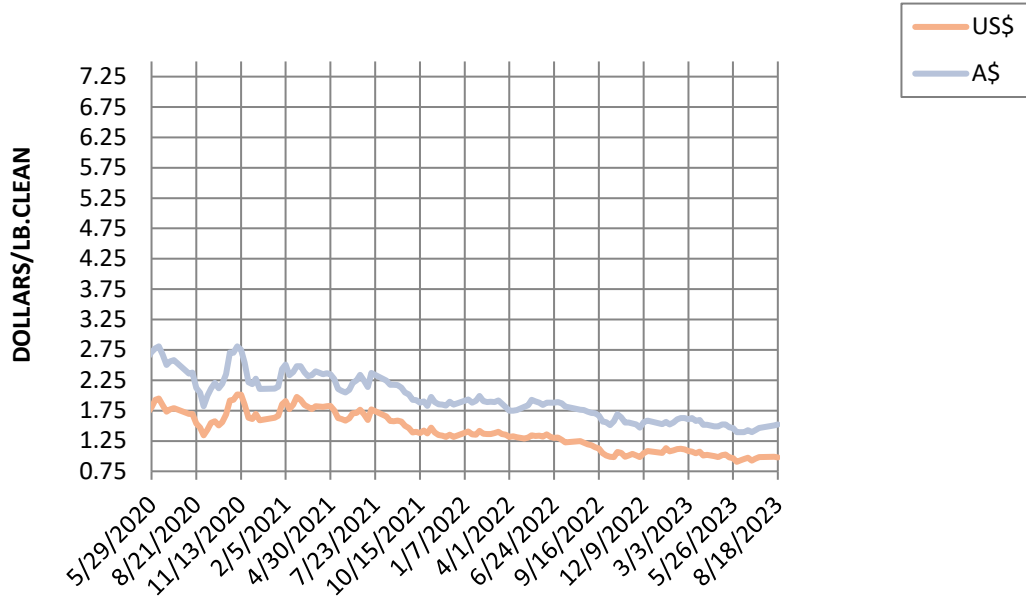


26 MICRON MARKET INDICATOR A\$ vs US\$



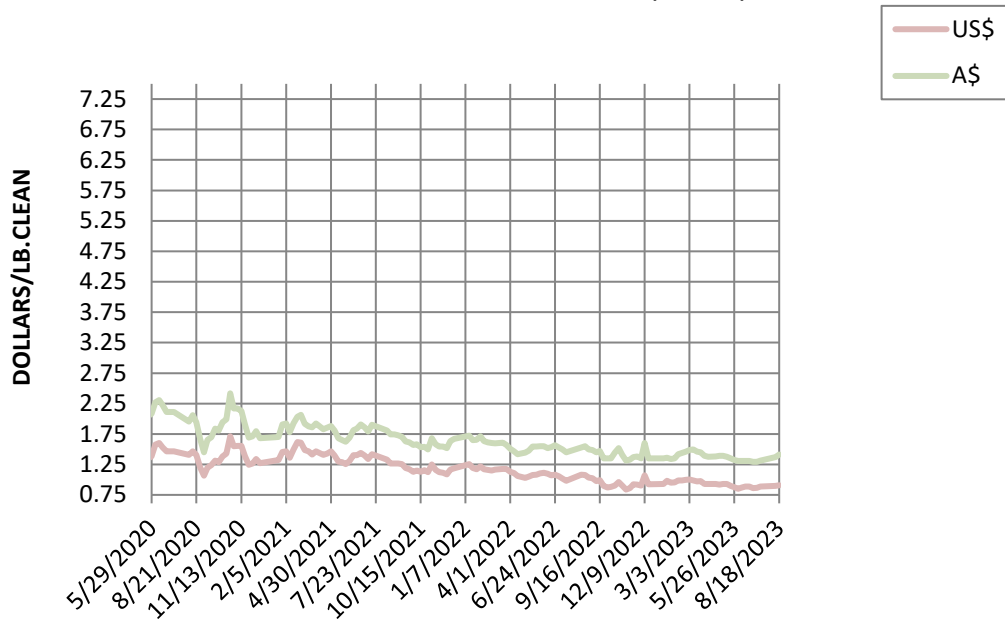
28 MICRON MARKET INDICATOR

A\$ vs US\$



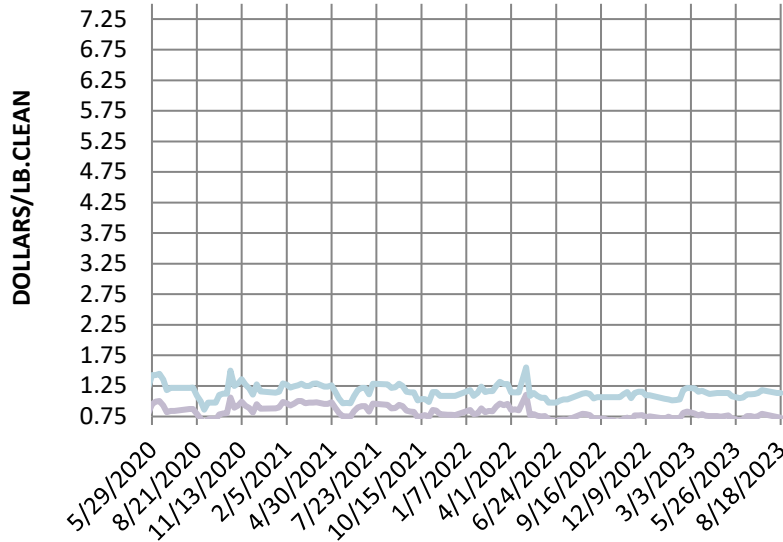
30 MICRON MARKET INDICATOR

A\$ vs US\$



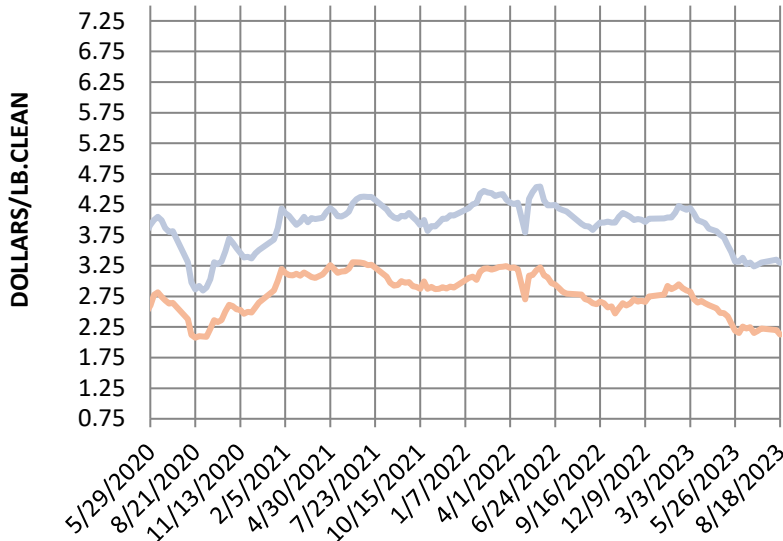
### 32 MICRON MARKET INDICATOR

A\$ vs US\$



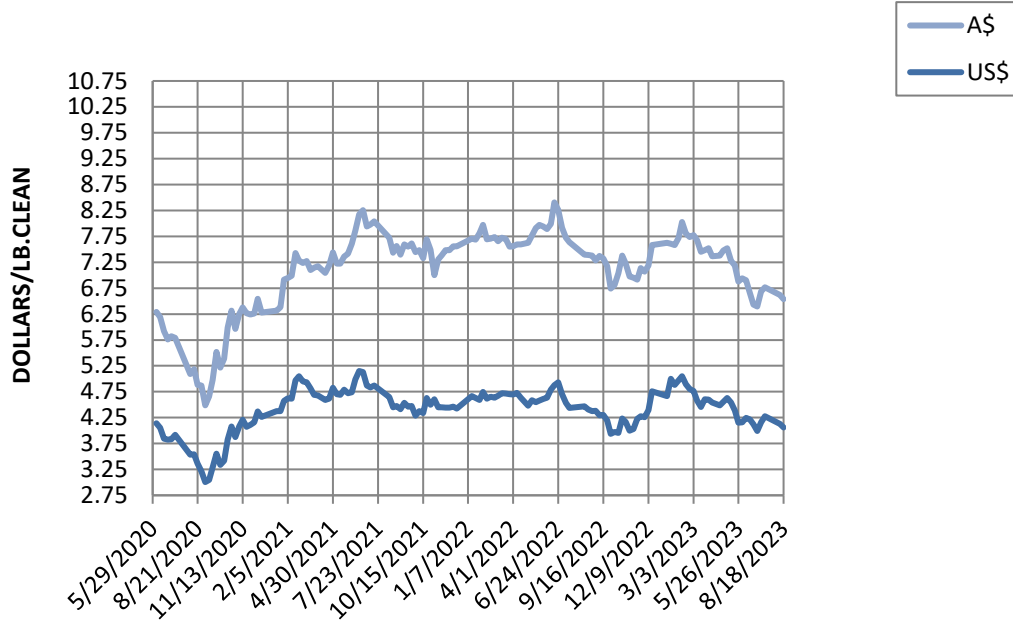
### MC MICRON MARKET INDICATOR

A\$ vs US\$

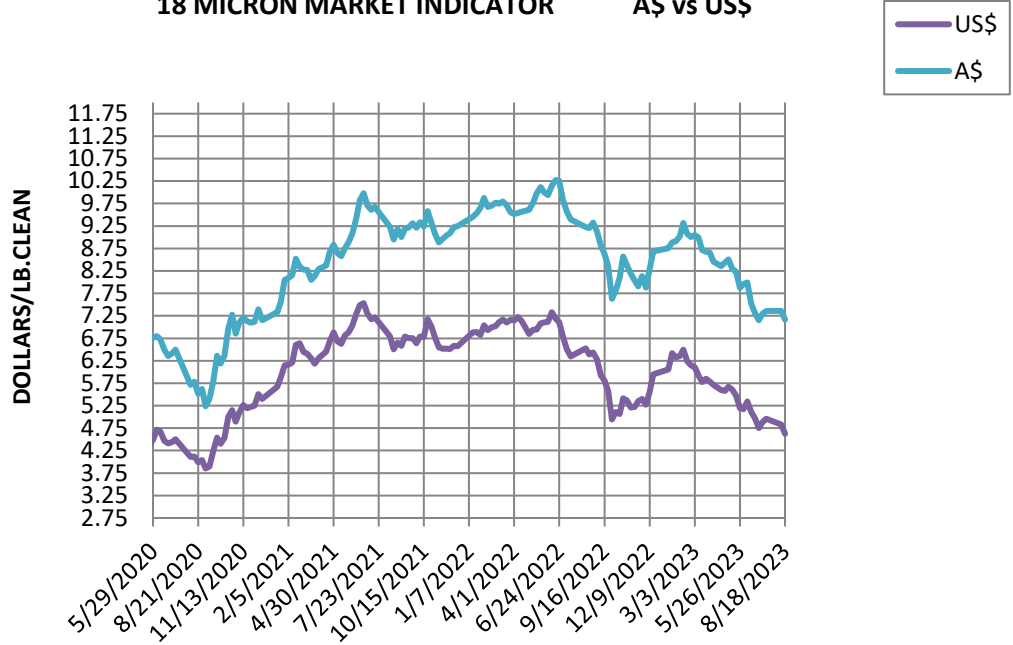




**19 MICRON MARKET INDICATOR A\$ vs US\$**



**18 MICRON MARKET INDICATOR A\$ vs US\$**



17 MICRON MARKET INDICATOR

A\$ vs US\$

