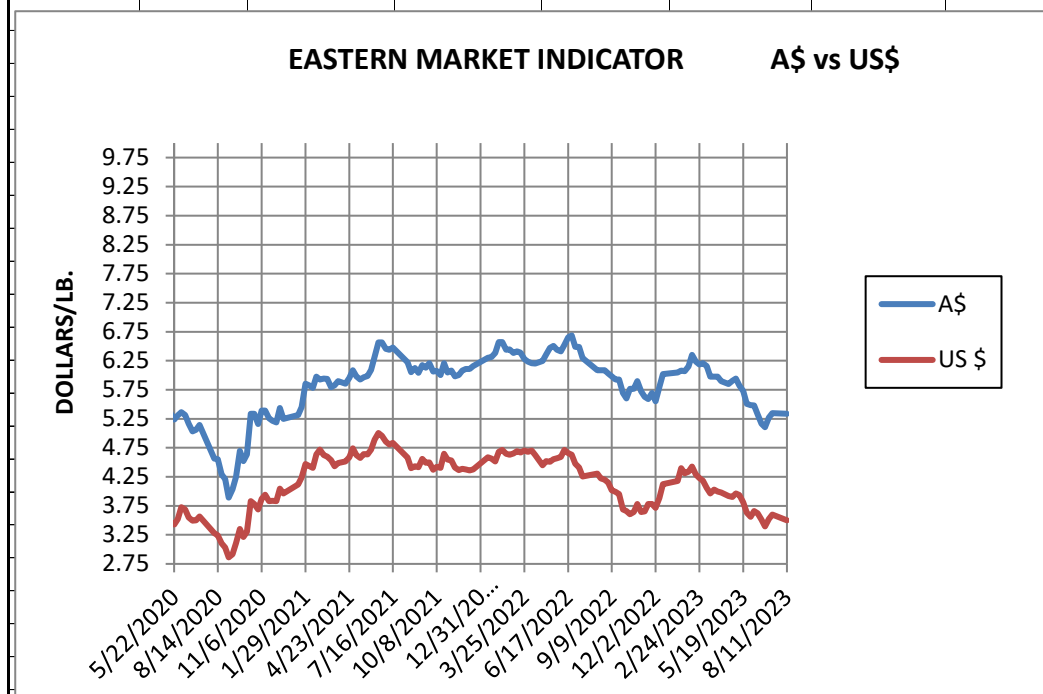


WEEK ENDING
AUGUST 11, 2023

MARKET INDICATOR CHANGE		US \$/LB.		Clean on floor			
CATEGORY		8/11/2023		7/14/2023		Change	
		A\$	US\$	A\$	US\$	A\$	US\$
EASTERN MI		\$ 5.33	\$ 3.50	\$ 5.35	\$ 3.60	-0.01	-0.10
Micron							
	17	\$ 8.58	\$ 5.63	\$ 8.52	\$ 5.73	0.07	-0.10
	18	\$ 7.36	\$ 4.83	\$ 7.36	\$ 4.96	0.00	-0.13
	19	\$ 6.62	\$ 4.34	\$ 6.77	\$ 4.56	-0.15	-0.21
	20	\$ 6.29	\$ 4.13	\$ 6.36	\$ 4.28	-0.06	-0.15
	21	\$ 6.20	\$ 4.07	\$ 6.22	\$ 4.19	-0.02	-0.12
	22	\$ 5.91	\$ 3.88	\$ 6.02	\$ 4.05	-0.10	-0.17
	23	\$ 5.43	\$ 3.57	\$ 4.89	\$ 3.29	0.54	0.27
	24	\$ 4.24	\$ 2.78	\$ 4.61	\$ 3.10	-0.37	-0.32
	25	\$ 3.79	\$ 2.49	\$ 3.24	\$ 2.18	0.55	0.31
	26	\$ 2.74	\$ 1.80	\$ 2.58	\$ 1.73	0.17	0.07
	28	\$ 1.51	\$ 0.99	\$ 1.46	\$ 0.98	0.05	0.00
	30	\$ 1.37	\$ 0.90	\$ 1.32	\$ 0.89	0.05	0.01
	32	\$ 1.13	\$ 0.74	\$ 1.18	\$ 0.79	-0.05	-0.05
	MC	\$ 3.35	\$ 2.20	\$ 3.30	\$ 2.22	0.05	-0.03
CURRENCY (US \$/A \$)			\$ 0.6562		\$ 0.6732		-0.0170



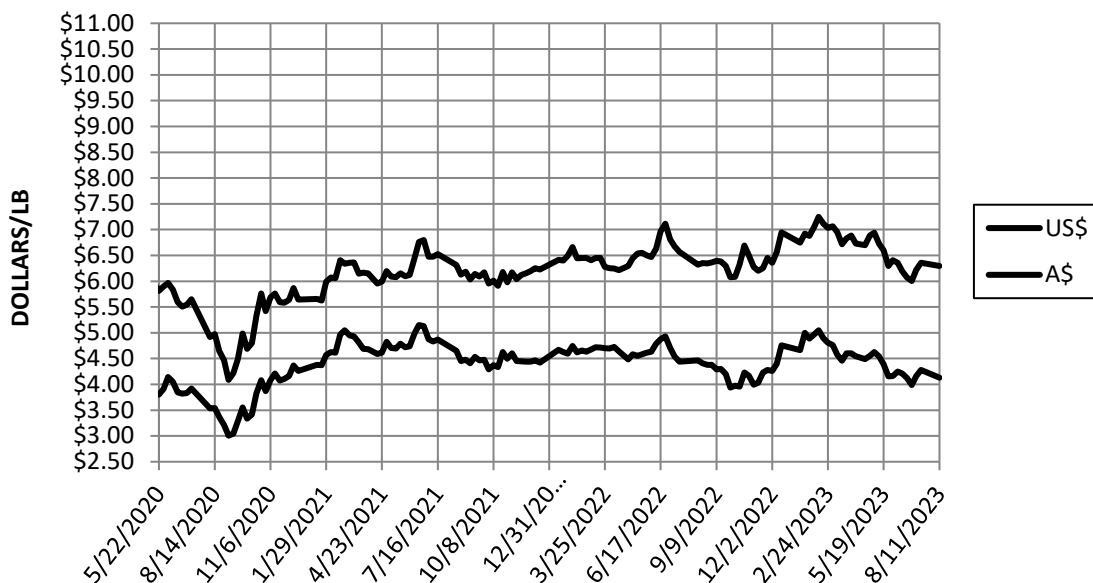
Information source: Wooltrak, Australian Wool Exchange, Weekly Market Review

WEEK ENDING
AUGUST 11, 2023

MARKET INDICATOR CHANGES US \$/LB. Clean on floor

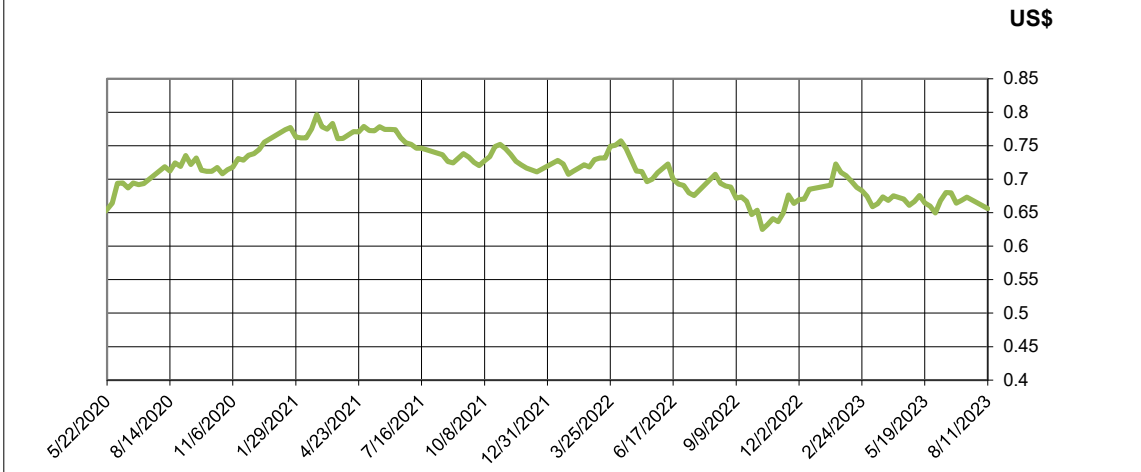
CATEGORY	8/11/2023		7/14/2023		Change	
	A\$	US\$	A\$	US\$	A\$	US\$
EASTERN MI	\$ 5.33	\$ 3.50	\$ 5.35	\$ 3.60	-0.01	-0.10
Micron						
17	\$ 8.58	\$ 5.63	\$ 8.52	\$ 5.73	0.07	-0.10
18	\$ 7.36	\$ 4.83	\$ 7.36	\$ 4.96	0.00	-0.13
19	\$ 6.62	\$ 4.34	\$ 6.77	\$ 4.56	-0.15	-0.21
20	\$ 6.29	\$ 4.13	\$ 6.36	\$ 4.28	-0.06	-0.15
21	\$ 6.20	\$ 4.07	\$ 6.22	\$ 4.19	-0.02	-0.12
22	\$ 5.91	\$ 3.88	\$ 6.02	\$ 4.05	-0.10	-0.17
23	\$ 5.43	\$ 3.57	\$ 4.89	\$ 3.29	0.54	0.27
24	\$ 4.24	\$ 2.78	\$ 4.61	\$ 3.10	-0.37	-0.32
25	\$ 3.79	\$ 2.49	\$ 3.24	\$ 2.18	0.55	0.31
26	\$ 2.74	\$ 1.80	\$ 2.58	\$ 1.73	0.17	0.07
28	\$ 1.51	\$ 0.99	\$ 1.46	\$ 0.98	0.05	0.00
30	\$ 1.37	\$ 0.90	\$ 1.32	\$ 0.89	0.05	0.01
32	\$ 1.13	\$ 0.74	\$ 1.18	\$ 0.79	-0.05	-0.05
MC	\$ 3.35	\$ 2.20	\$ 3.30	\$ 2.22	0.05	-0.03
CURRENCY (US \$/A \$)		\$ 0.6562		\$ 0.6732		-0.0170

20 MICRON MARKET INDICATOR

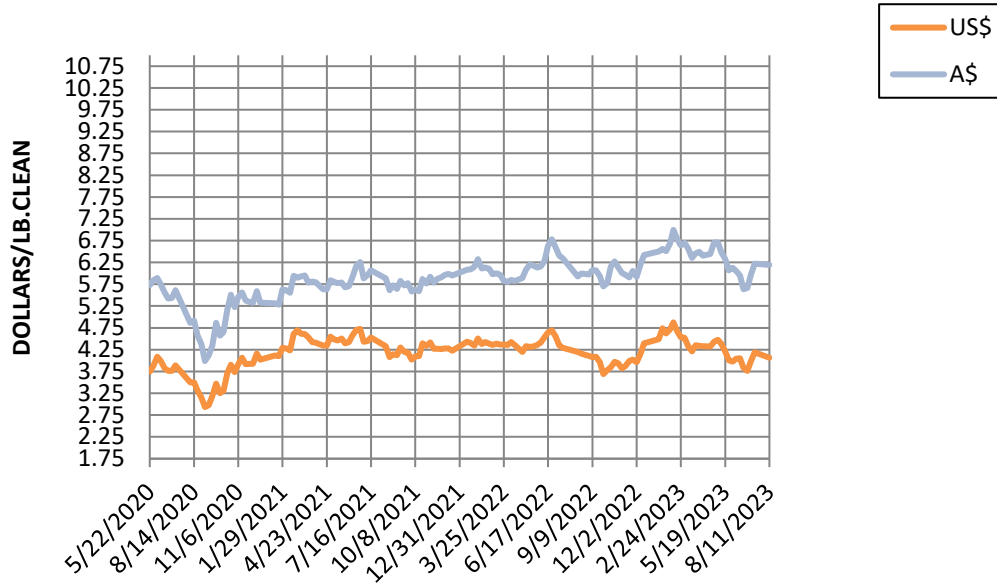


Information source: Wooltrak, Australian Wool Exchange, Weekly Market Review

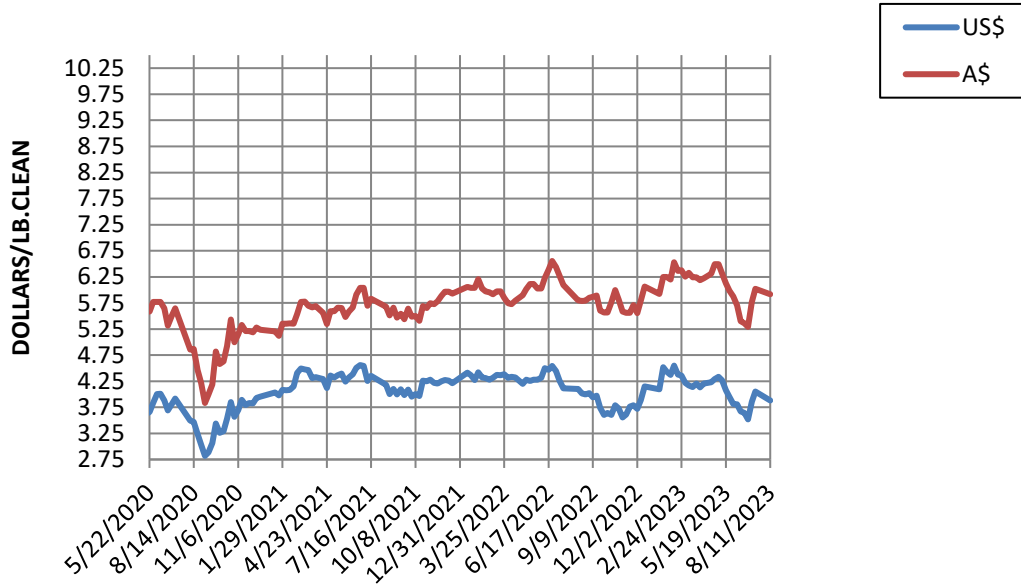
CURRENCY RATE (US\$:A\$)



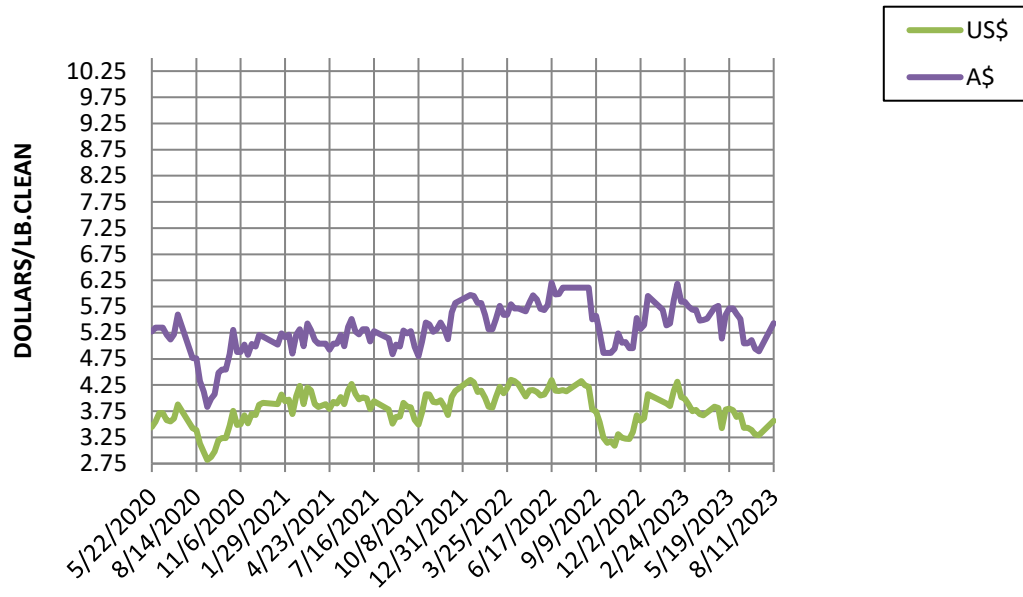
21 MICRON MARKET INDICATOR A\$ vs US\$



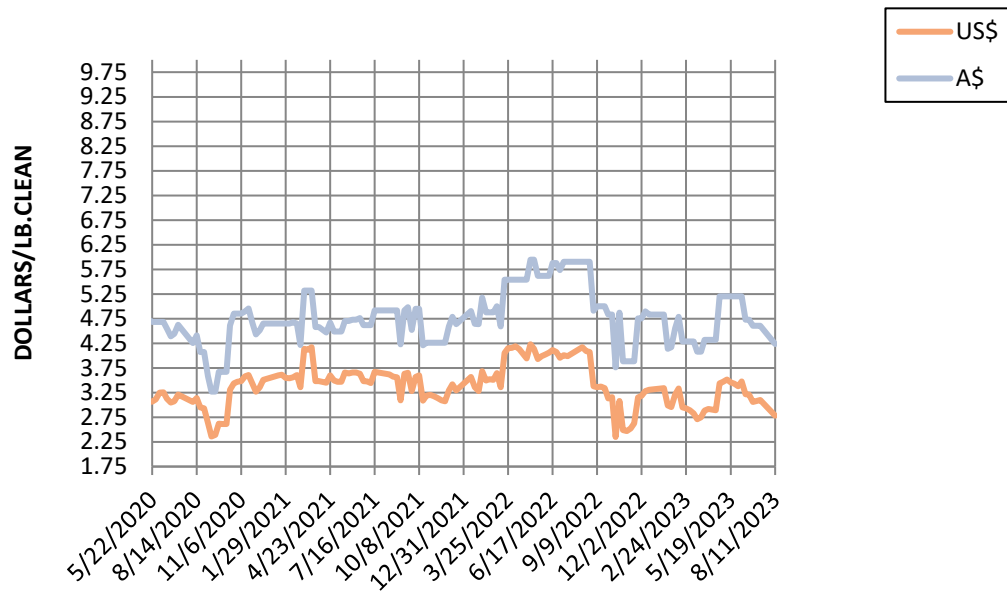
22 MICRON MARKET INDICATOR A\$ vs US\$



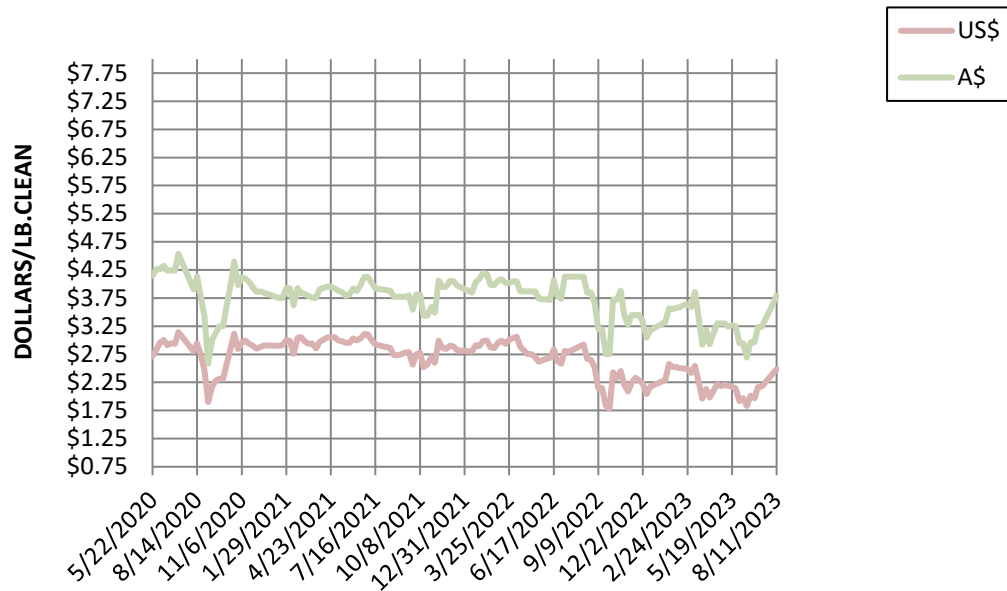
23 MICRON MARKET INDICATOR A\$ vs US\$



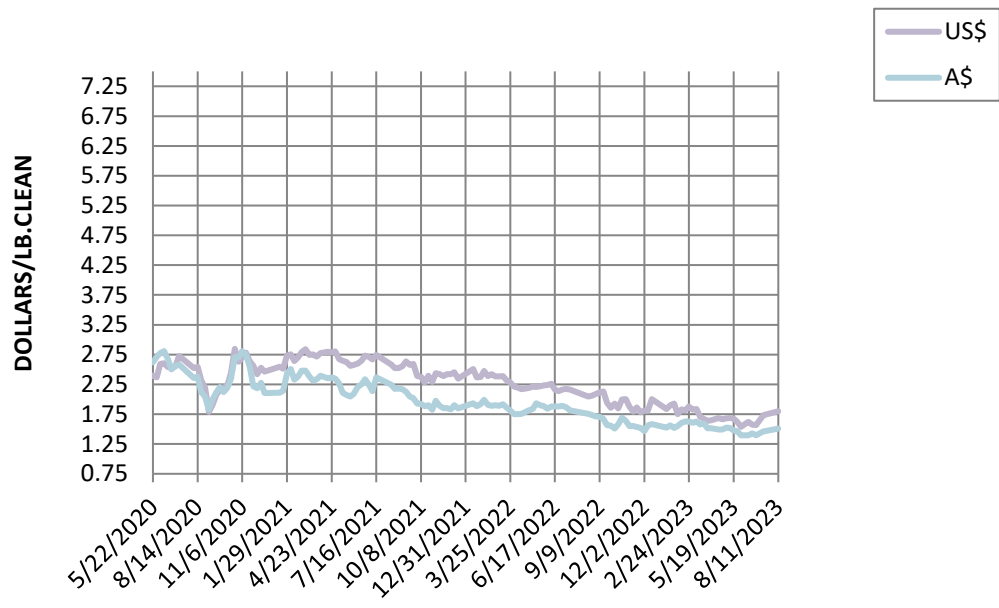
24 MICRON MARKET INDICATOR A\$ vs US\$



25 MICRON MARKET INDICATOR A\$ vs US\$

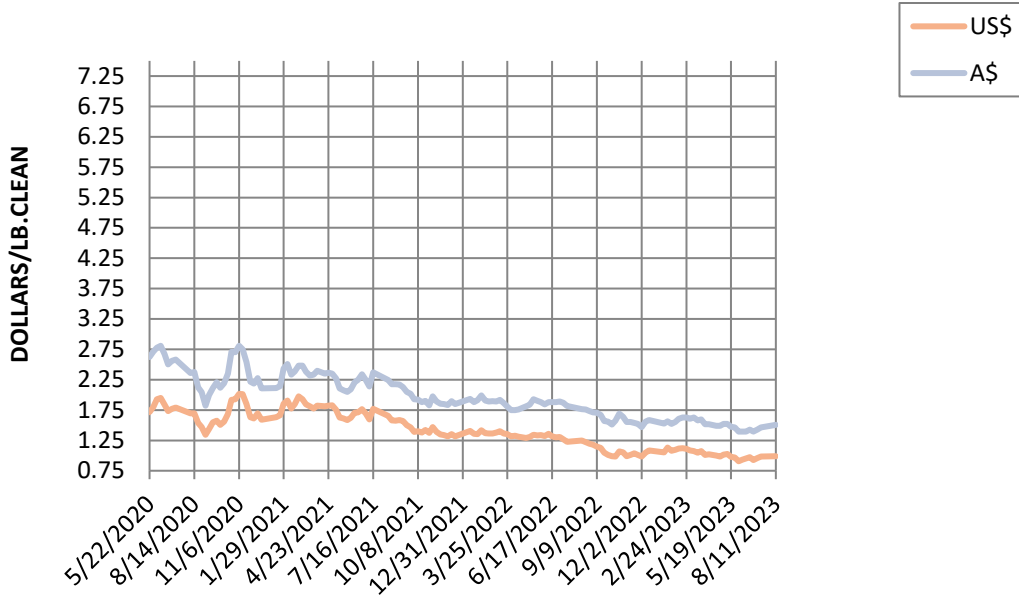


26 MICRON MARKET INDICATOR A\$ vs US\$



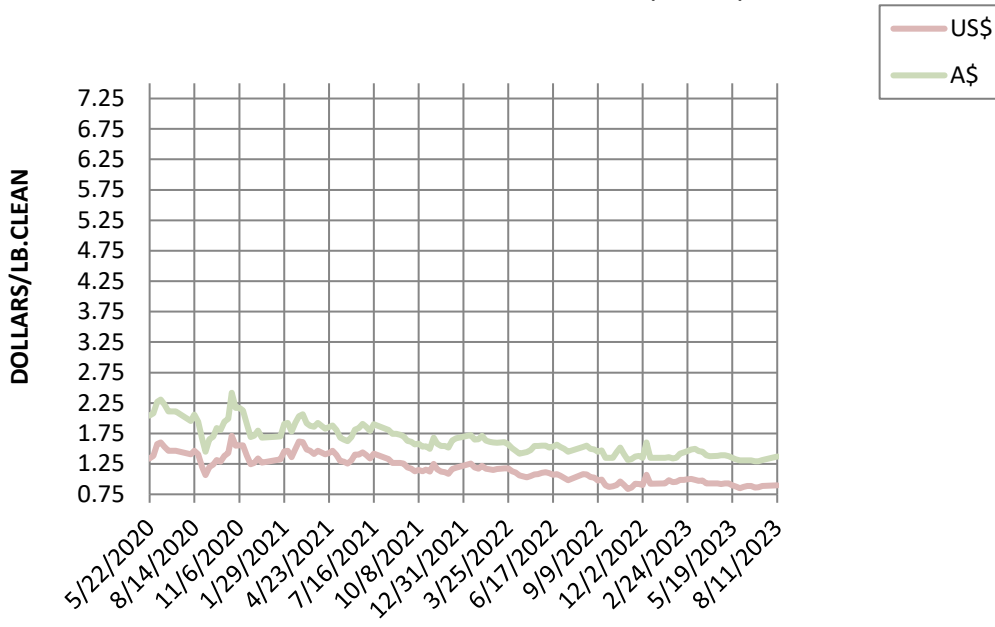
28 MICRON MARKET INDICATOR

A\$ vs US\$



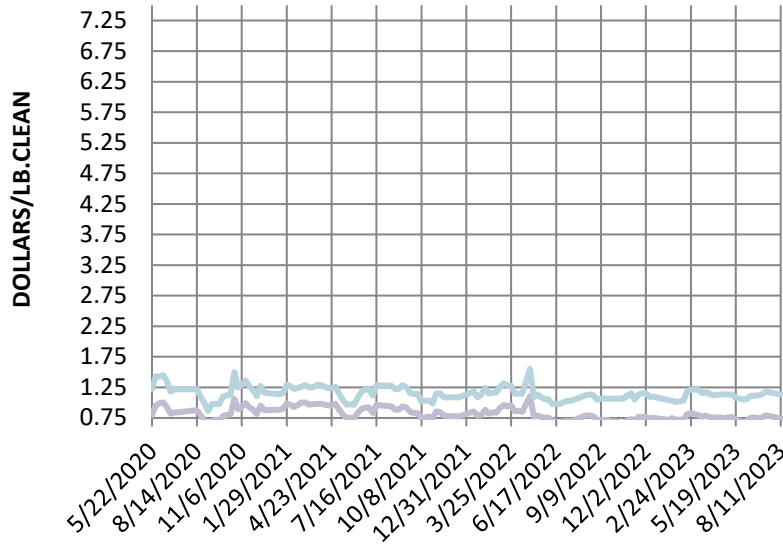
30 MICRON MARKET INDICATOR

A\$ vs US\$



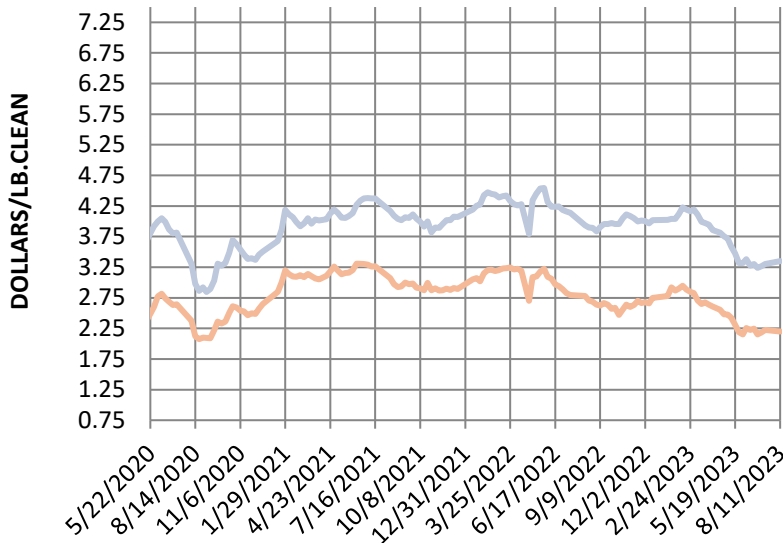
32 MICRON MARKET INDICATOR

A\$ vs US\$

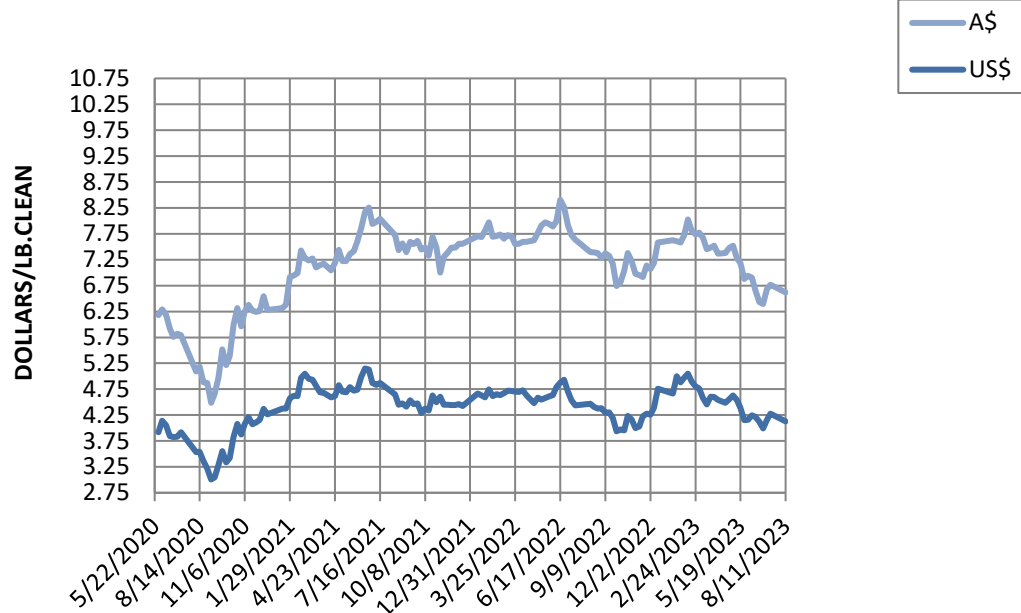


MC MICRON MARKET INDICATOR

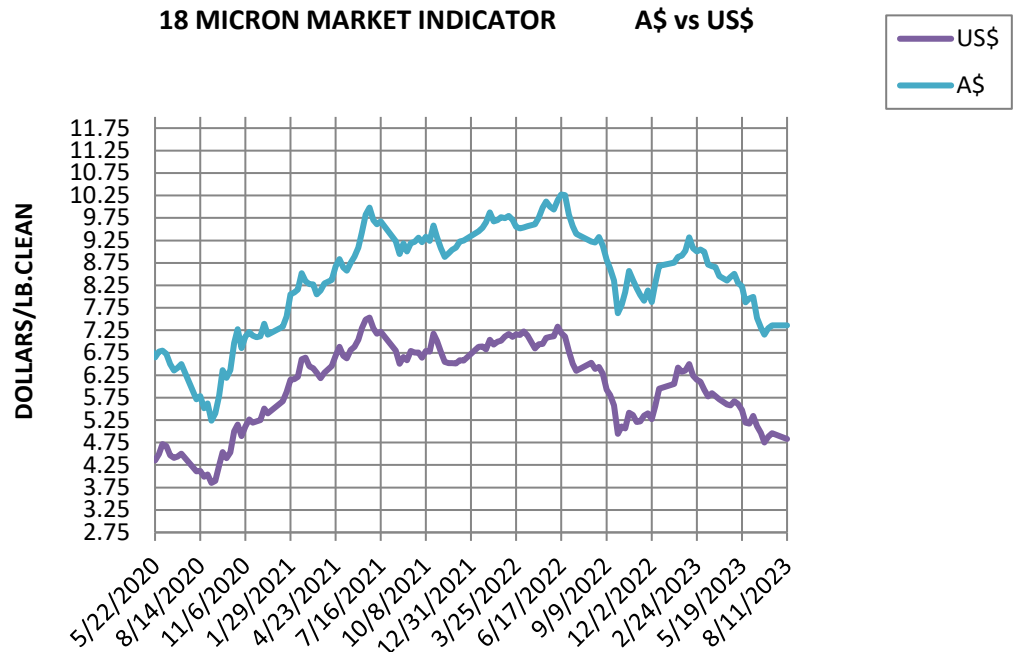
A\$ vs US\$



19 MICRON MARKET INDICATOR A\$ vs US\$



18 MICRON MARKET INDICATOR A\$ vs US\$



17 MICRON MARKET INDICATOR

A\$ vs US\$

