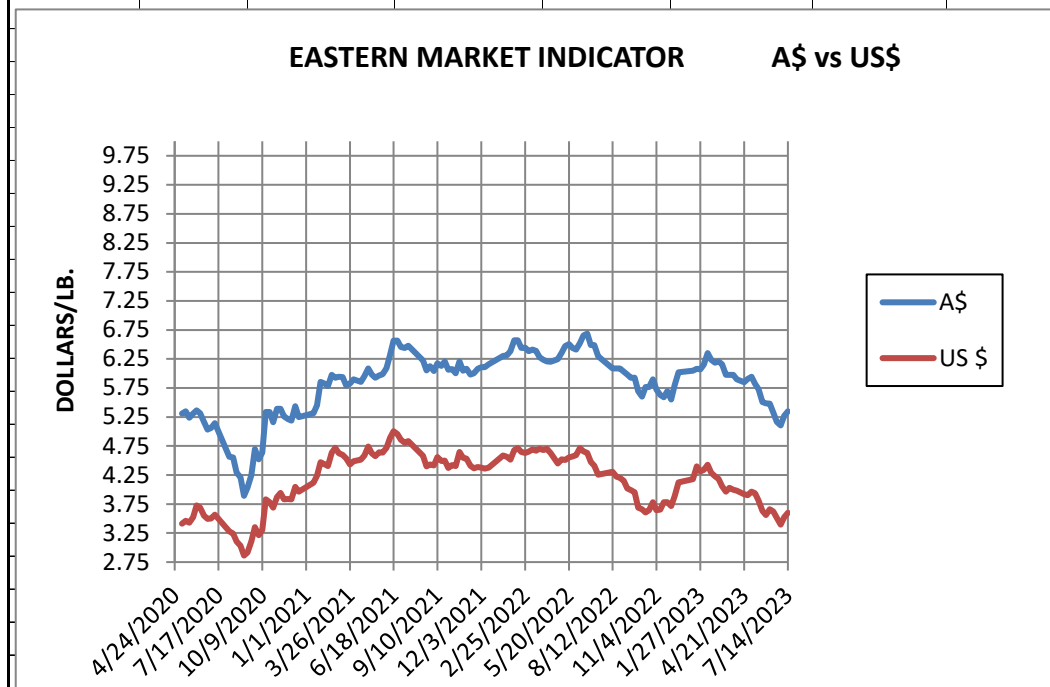


WEEK ENDING  
JULY 14, 2023

MARKET INDICATOR CHANGE		US \$/LB.		Clean on floor			
CATEGORY		7/14/2023		7/7/2023		Change	
		A\$	US\$	A\$	US\$	A\$	US\$
EASTERN MI		\$ 5.35	\$ 3.60	\$ 5.27	\$ 3.52	0.08	0.08
Micron							
	17	\$ 8.52	\$ 5.73	\$ 8.51	\$ 5.69	0.00	0.04
	18	\$ 7.36	\$ 4.96	\$ 7.30	\$ 4.88	0.06	0.08
	19	\$ 6.77	\$ 4.56	\$ 6.69	\$ 4.47	0.08	0.09
	20	\$ 6.36	\$ 4.28	\$ 6.22	\$ 4.16	0.13	0.12
	21	\$ 6.22	\$ 4.19	\$ 5.96	\$ 3.99	0.26	0.20
	22	\$ 6.02	\$ 4.05	\$ 5.77	\$ 3.86	0.25	0.20
	23	\$ 4.89	\$ 3.29	\$ 4.94	\$ 3.31	-0.05	-0.01
	24	\$ 4.61	\$ 3.10	\$ 4.61	\$ 3.08	0.00	0.02
	25	\$ 3.24	\$ 2.18	\$ 3.24	\$ 2.17	0.00	0.02
	26	\$ 2.58	\$ 1.73	\$ 2.47	\$ 1.65	0.11	0.08
	28	\$ 1.46	\$ 0.98	\$ 1.43	\$ 0.96	0.03	0.03
	30	\$ 1.32	\$ 0.89	\$ 1.29	\$ 0.86	0.02	0.02
	32	\$ 1.18	\$ 0.79	\$ 1.13	\$ 0.76	0.05	0.04
	MC	\$ 3.30	\$ 2.22	\$ 3.26	\$ 2.18	0.04	0.04
CURRENCY (US \$/A \$)			\$ 0.6732		\$ 0.6685		0.0047



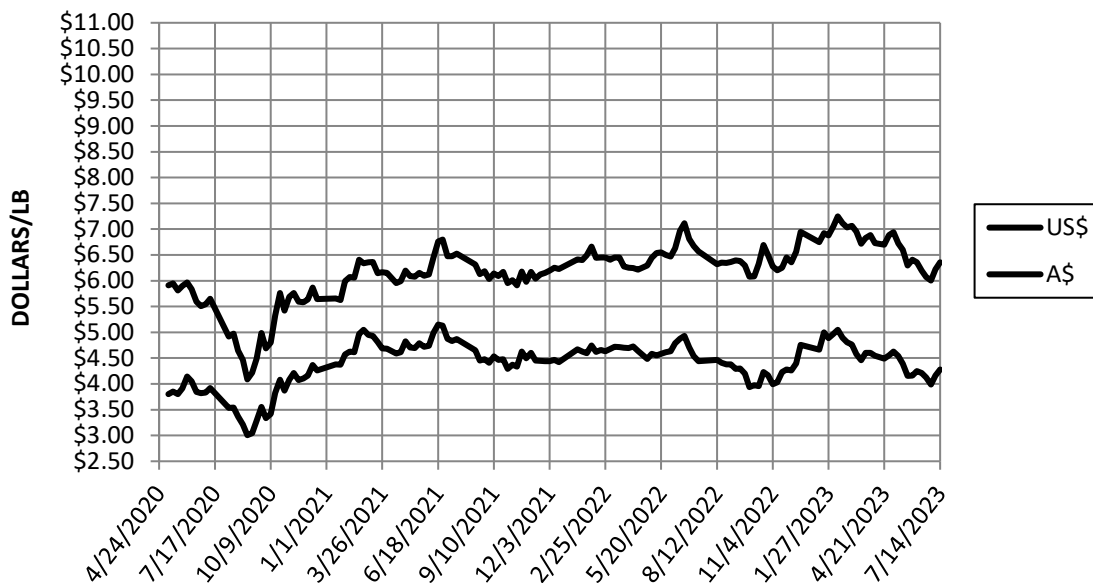
Information source: Wooltrak, Australian Wool Exchange, Weekly Market Review

WEEK ENDING  
JULY 14, 2023

**MARKET INDICATOR CHANGES** US \$/LB. Clean on floor

CATEGORY	7/14/2023		7/7/2023		Change	
	A\$	US\$	A\$	US\$	A\$	US\$
EASTERN MI	\$ 5.35	\$ 3.60	\$ 5.27	\$ 3.52	0.08	0.08
Micron						
17	\$ 8.52	\$ 5.73	\$ 8.51	\$ 5.69	0.00	0.04
18	\$ 7.36	\$ 4.96	\$ 7.30	\$ 4.88	0.06	0.08
19	\$ 6.77	\$ 4.56	\$ 6.69	\$ 4.47	0.08	0.09
20	\$ 6.36	\$ 4.28	\$ 6.22	\$ 4.16	0.13	0.12
21	\$ 6.22	\$ 4.19	\$ 5.96	\$ 3.99	0.26	0.20
22	\$ 6.02	\$ 4.05	\$ 5.77	\$ 3.86	0.25	0.20
23	\$ 4.89	\$ 3.29	\$ 4.94	\$ 3.31	-0.05	-0.01
24	\$ 4.61	\$ 3.10	\$ 4.61	\$ 3.08	0.00	0.02
25	\$ 3.24	\$ 2.18	\$ 3.24	\$ 2.17	0.00	0.02
26	\$ 2.58	\$ 1.73	\$ 2.47	\$ 1.65	0.11	0.08
28	\$ 1.46	\$ 0.98	\$ 1.43	\$ 0.96	0.03	0.03
30	\$ 1.32	\$ 0.89	\$ 1.29	\$ 0.86	0.02	0.02
32	\$ 1.18	\$ 0.79	\$ 1.13	\$ 0.76	0.05	0.04
MC	\$ 3.30	\$ 2.22	\$ 3.26	\$ 2.18	0.04	0.04
CURRENCY (US \$/A \$)		\$ 0.6732		\$ 0.6685		0.0047

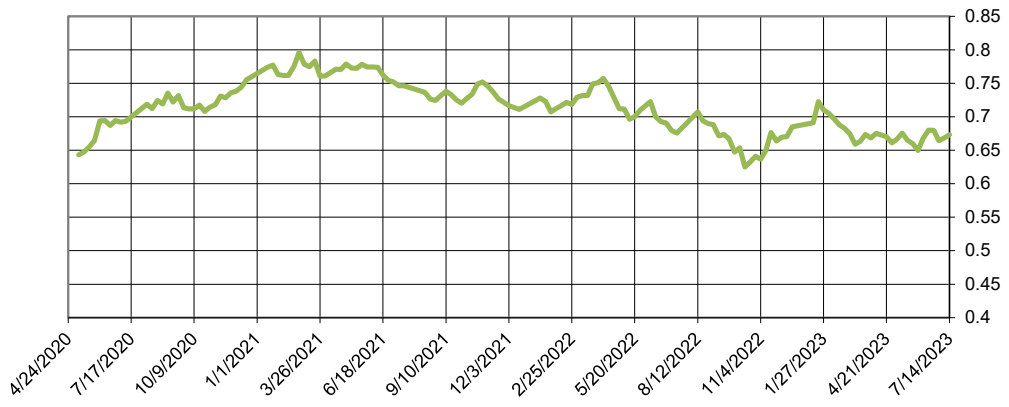
**20 MICRON MARKET INDICATOR**



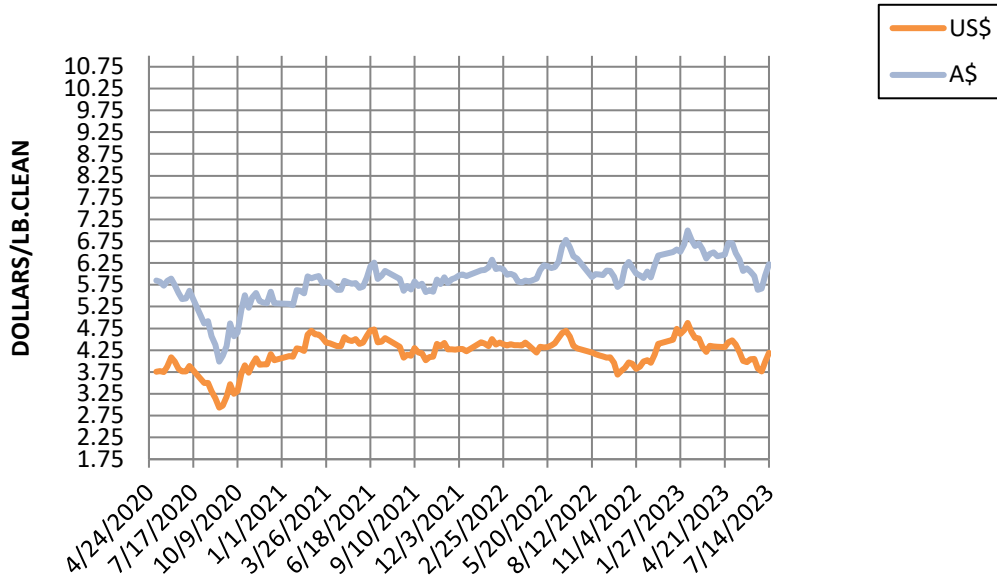
Information source: Wooltrak, Australian Wool Exchange, Weekly Market Review

### CURRENCY RATE (US\$:A\$)

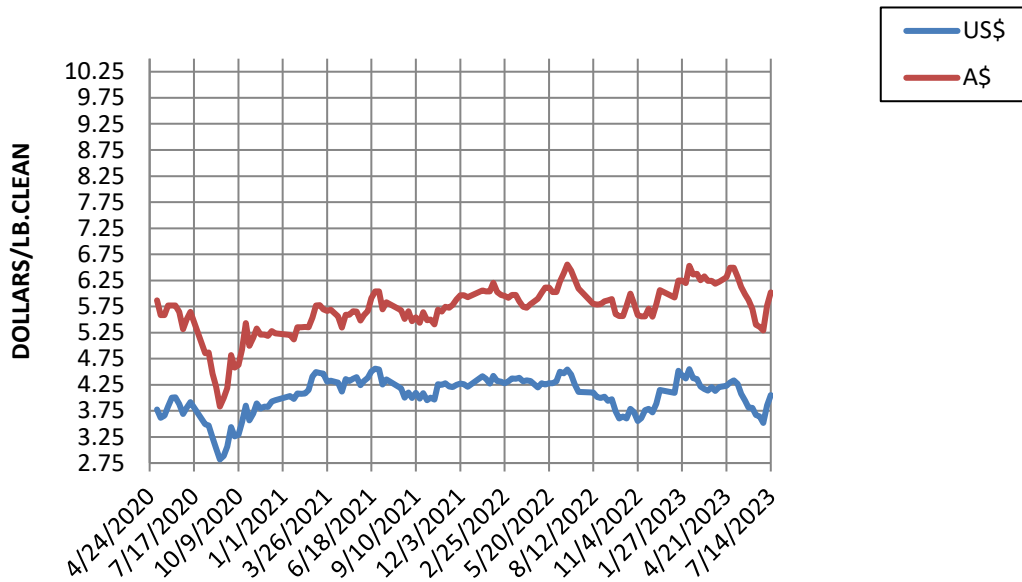
US\$



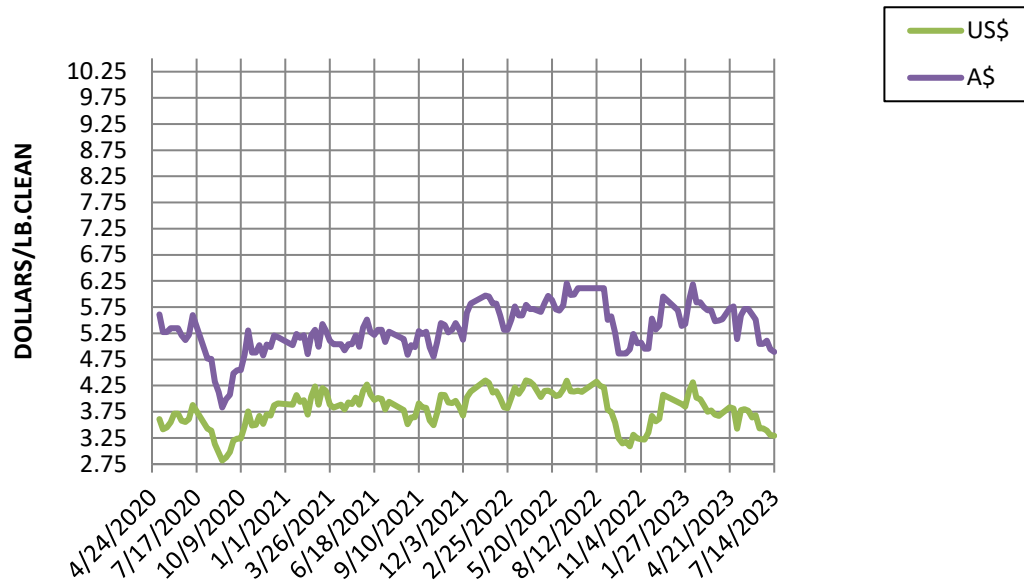
21 MICRON MARKET INDICATOR A\$ vs US\$



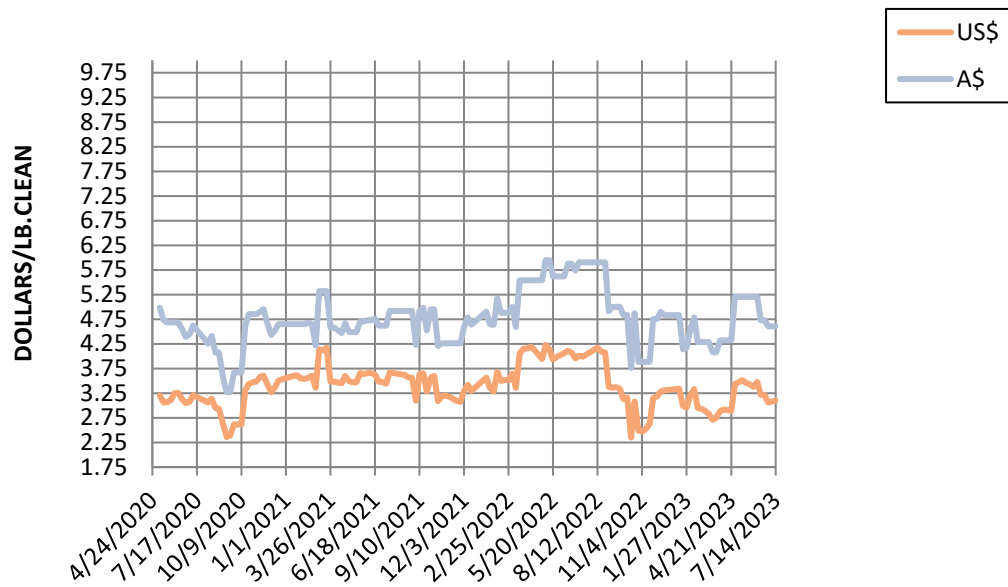
22 MICRON MARKET INDICATOR A\$ vs US\$



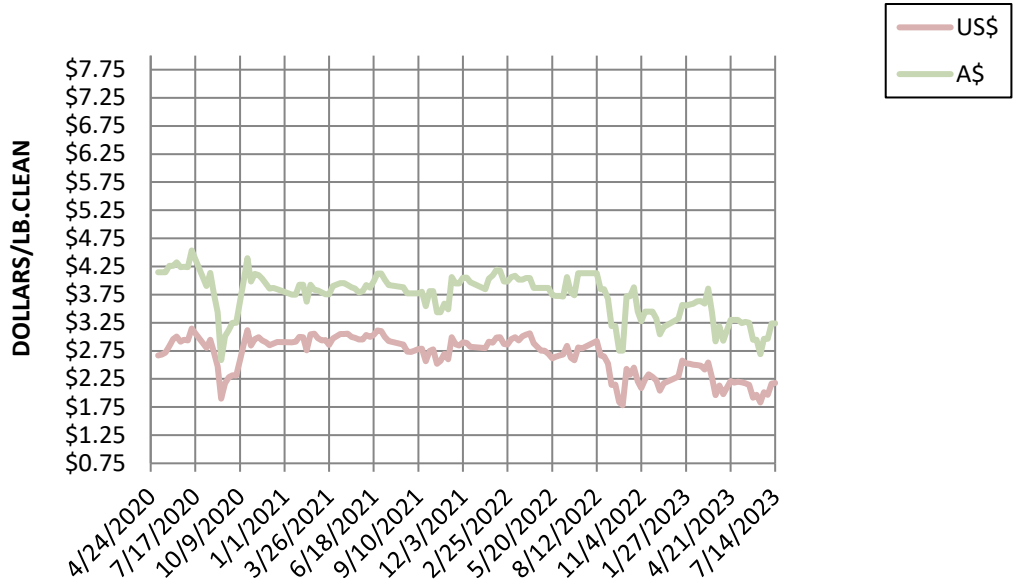
23 MICRON MARKET INDICATOR A\$ vs US\$



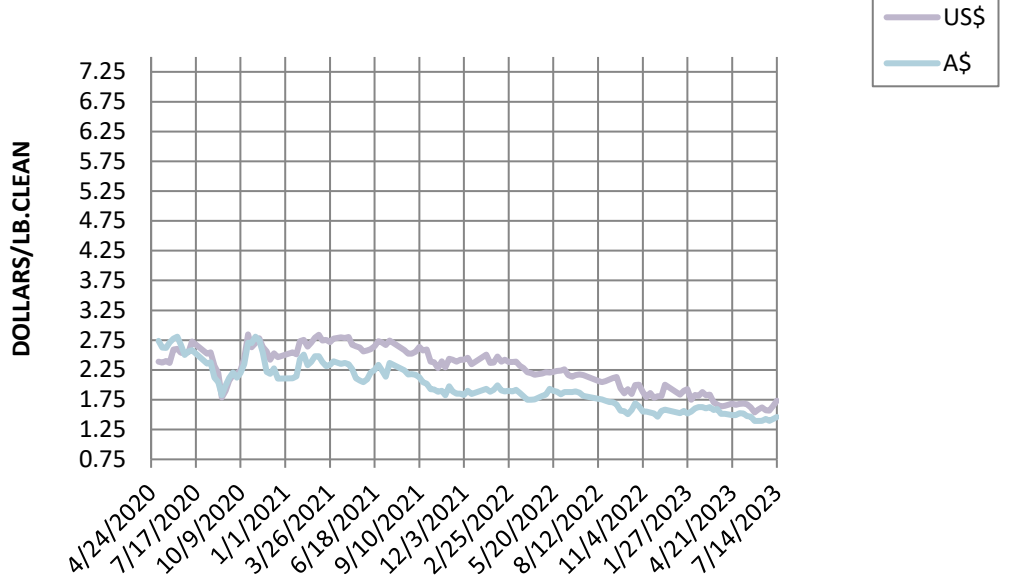
24 MICRON MARKET INDICATOR A\$ vs US\$



25 MICRON MARKET INDICATOR A\$ vs US\$

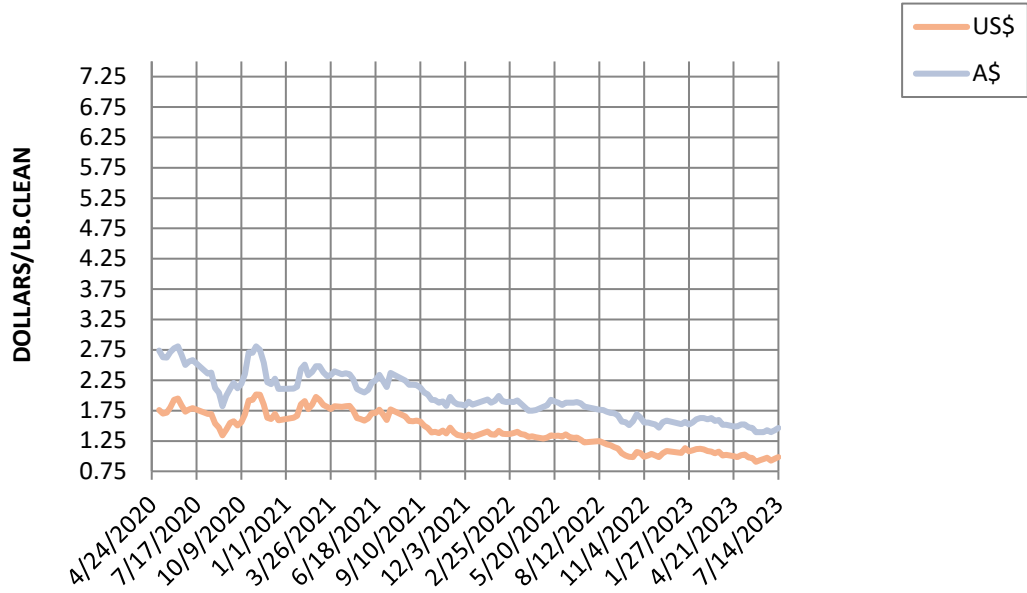


26 MICRON MARKET INDICATOR A\$ vs US\$



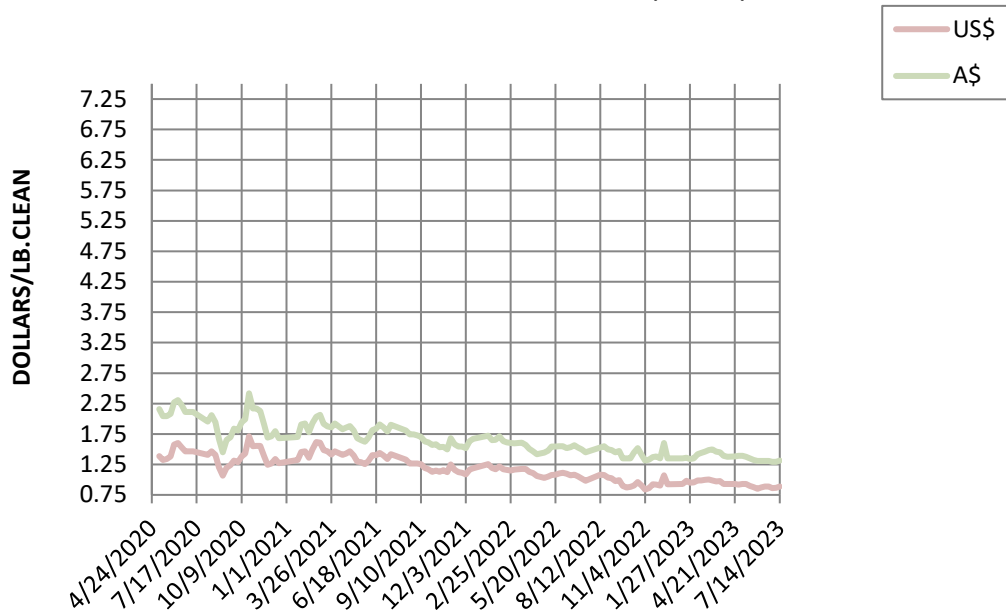
28 MICRON MARKET INDICATOR

A\$ vs US\$



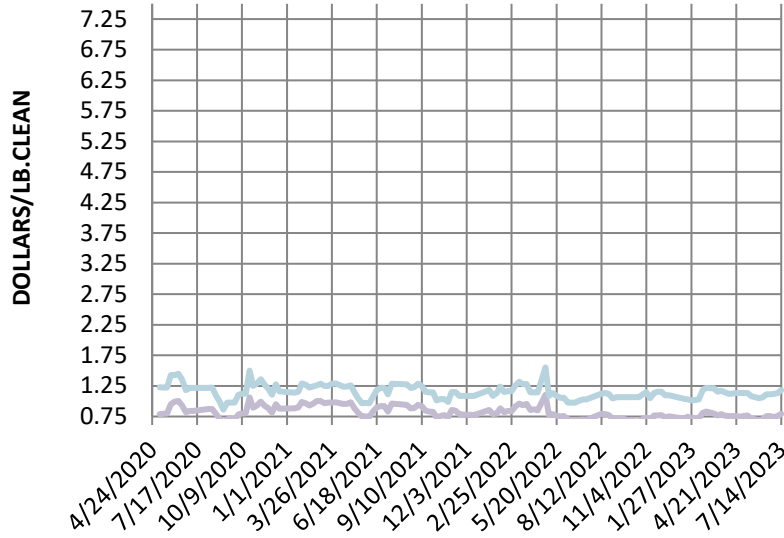
30 MICRON MARKET INDICATOR

A\$ vs US\$



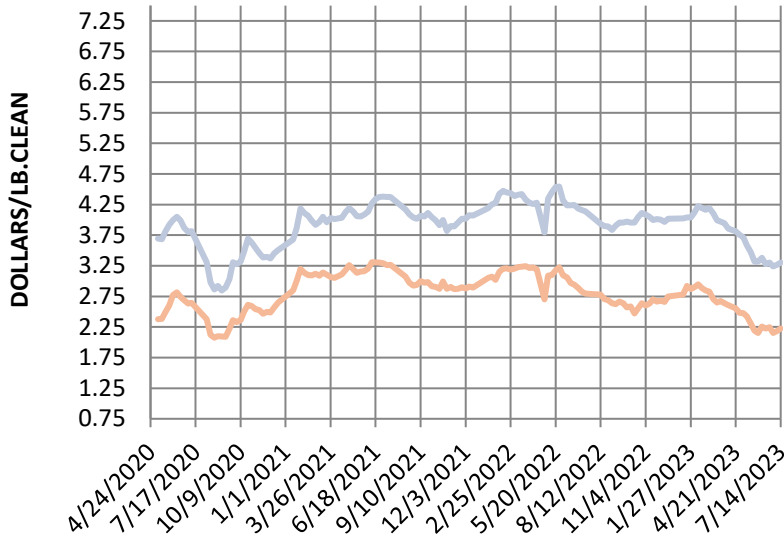
### 32 MICRON MARKET INDICATOR

A\$ vs US\$



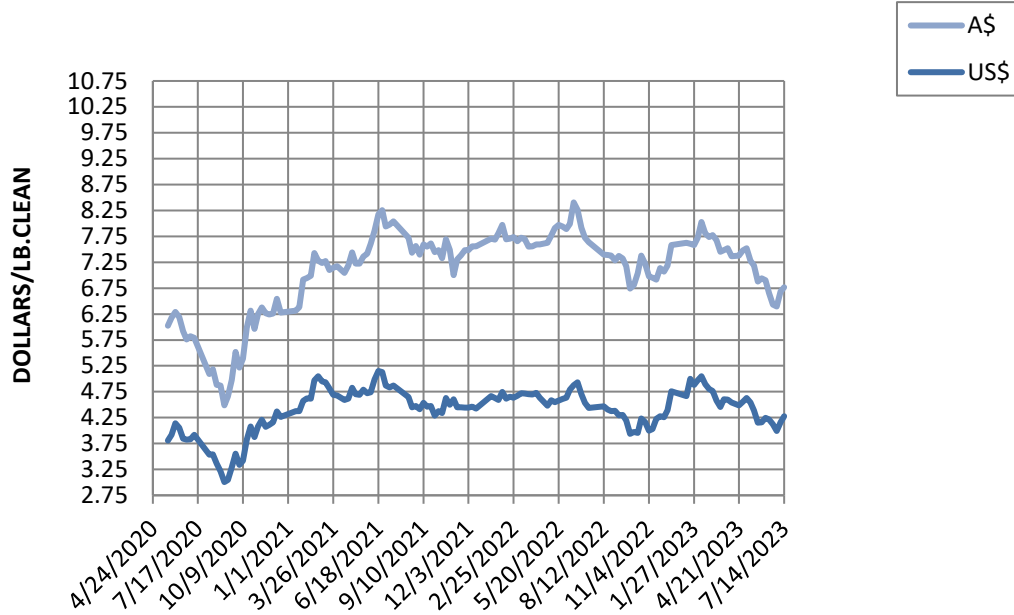
### MC MICRON MARKET INDICATOR

A\$ vs US\$

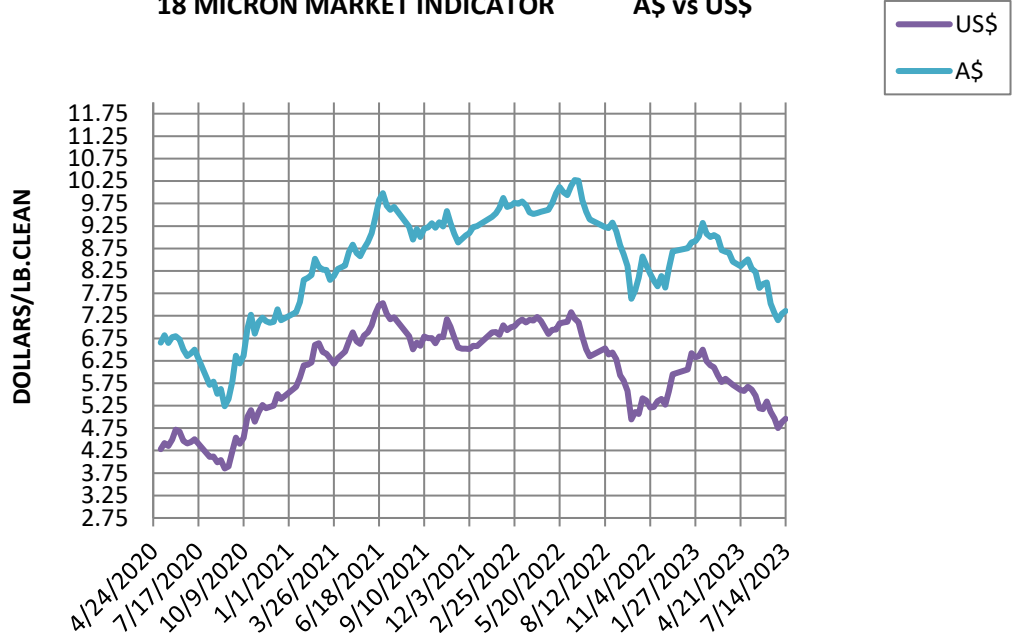




**19 MICRON MARKET INDICATOR A\$ vs US\$**



**18 MICRON MARKET INDICATOR A\$ vs US\$**



17 MICRON MARKET INDICATOR

A\$ vs US\$

