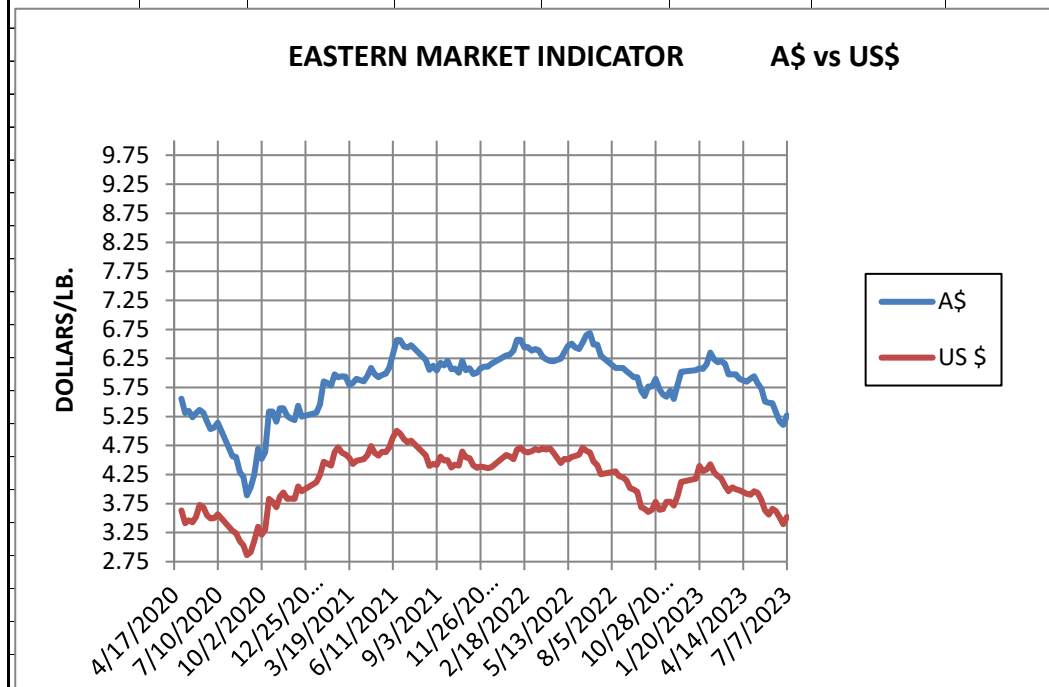


WEEK ENDING

JULY 7, 2023

MARKET INDICATOR CHANGE		US \$/LB.		Clean on floor			
CATEGORY		7/7/2023		6/30/2023		Change	
		A\$	US\$	A\$	US\$	A\$	US\$
EASTERN MI		\$ 5.27	\$ 3.52	\$ 5.11	\$ 3.39	0.16	0.13
Micron							
	17	\$ 8.51	\$ 5.69	\$ 8.24	\$ 5.48	0.27	0.21
	18	\$ 7.30	\$ 4.88	\$ 7.15	\$ 4.75	0.15	0.13
	19	\$ 6.69	\$ 4.47	\$ 6.40	\$ 4.25	0.29	0.22
	20	\$ 6.22	\$ 4.16	\$ 6.01	\$ 3.99	0.22	0.17
	21	\$ 5.96	\$ 3.99	\$ 5.67	\$ 3.77	0.30	0.22
	22	\$ 5.77	\$ 3.86	\$ 5.29	\$ 3.52	0.48	0.34
	23	\$ 4.94	\$ 3.31	\$ 5.11	\$ 3.39	-0.16	-0.09
	24	\$ 4.61	\$ 3.08	\$ 4.61	\$ 3.06	0.00	0.02
	25	\$ 3.24	\$ 2.17	\$ 2.97	\$ 1.97	0.27	0.19
	26	\$ 2.47	\$ 1.65	\$ 2.36	\$ 1.57	0.11	0.08
	28	\$ 1.43	\$ 0.96	\$ 1.40	\$ 0.93	0.03	0.03
	30	\$ 1.29	\$ 0.86	\$ 1.29	\$ 0.86	0.00	0.01
	32	\$ 1.13	\$ 0.76	\$ 1.12	\$ 0.74	0.01	0.01
	MC	\$ 3.26	\$ 2.18	\$ 3.24	\$ 2.15	0.03	0.03
CURRENCY (US \$/A \$)			\$ 0.6685		\$ 0.6643		0.0042



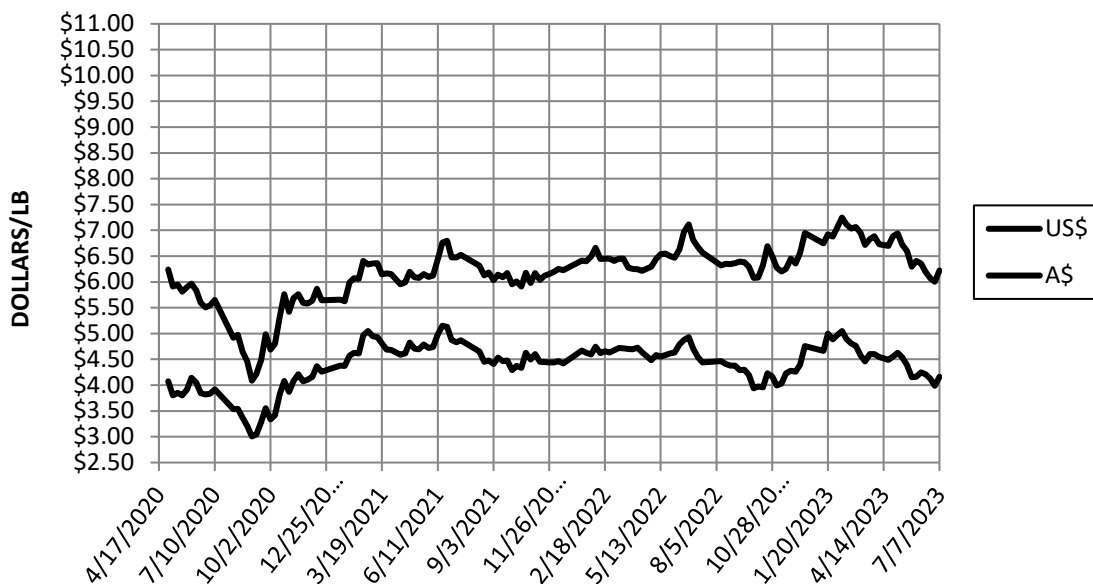
Information source: Wooltrak, Australian Wool Exchange, Weekly Market Review

WEEK ENDING  
JULY 7, 2023

**MARKET INDICATOR CHANGES** US \$/LB. Clean on floor

CATEGORY	7/7/2023		6/30/2023		Change	
	A\$	US\$	A\$	US\$	A\$	US\$
EASTERN MI	\$ 5.27	\$ 3.52	\$ 5.11	\$ 3.39	0.16	0.13
Micron						
17	\$ 8.51	\$ 5.69	\$ 8.24	\$ 5.48	0.27	0.21
18	\$ 7.30	\$ 4.88	\$ 7.15	\$ 4.75	0.15	0.13
19	\$ 6.69	\$ 4.47	\$ 6.40	\$ 4.25	0.29	0.22
20	\$ 6.22	\$ 4.16	\$ 6.01	\$ 3.99	0.22	0.17
21	\$ 5.96	\$ 3.99	\$ 5.67	\$ 3.77	0.30	0.22
22	\$ 5.77	\$ 3.86	\$ 5.29	\$ 3.52	0.48	0.34
23	\$ 4.94	\$ 3.31	\$ 5.11	\$ 3.39	-0.16	-0.09
24	\$ 4.61	\$ 3.08	\$ 4.61	\$ 3.06	0.00	0.02
25	\$ 3.24	\$ 2.17	\$ 2.97	\$ 1.97	0.27	0.19
26	\$ 2.47	\$ 1.65	\$ 2.36	\$ 1.57	0.11	0.08
28	\$ 1.43	\$ 0.96	\$ 1.40	\$ 0.93	0.03	0.03
30	\$ 1.29	\$ 0.86	\$ 1.29	\$ 0.86	0.00	0.01
32	\$ 1.13	\$ 0.76	\$ 1.12	\$ 0.74	0.01	0.01
MC	\$ 3.26	\$ 2.18	\$ 3.24	\$ 2.15	0.03	0.03
CURRENCY (US \$/A \$)		\$ 0.6685		\$ 0.6643		0.0042

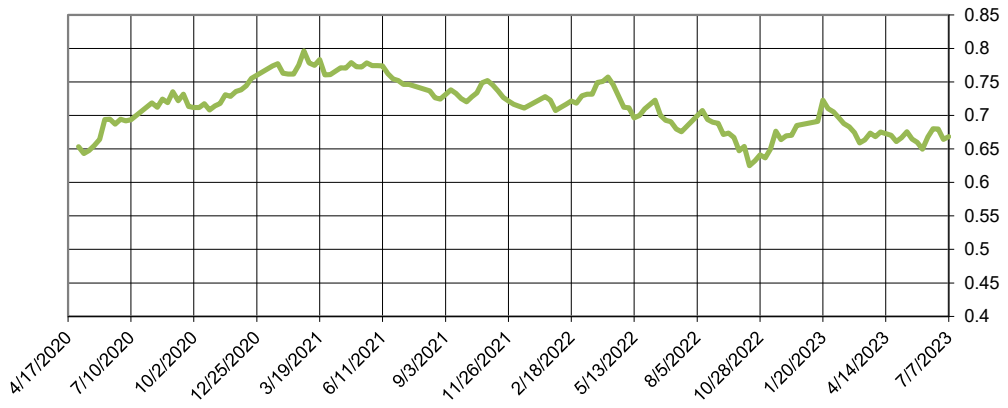
**20 MICRON MARKET INDICATOR**



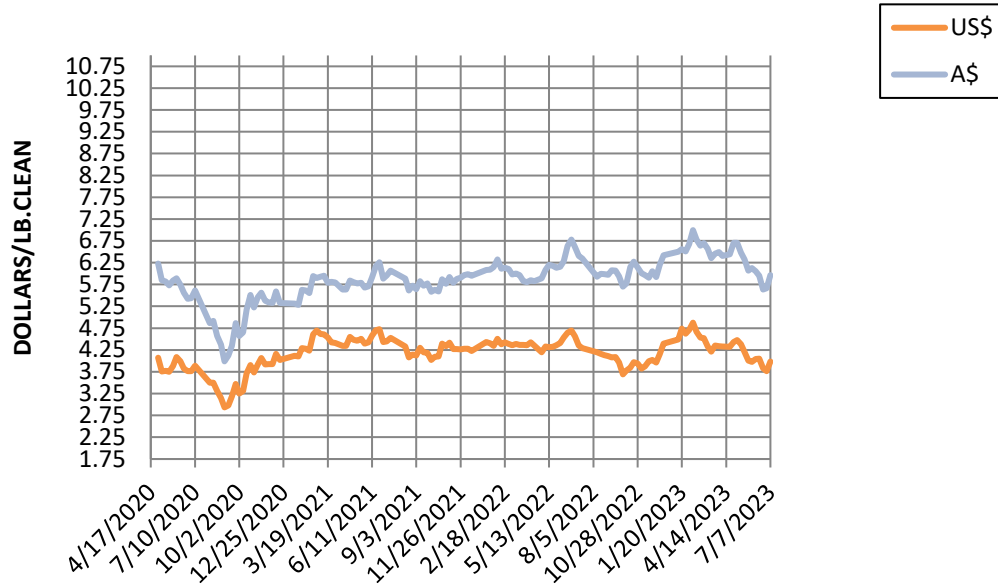
Information source: Wooltrak, Australian Wool Exchange, Weekly Market Review

### CURRENCY RATE (US\$:A\$)

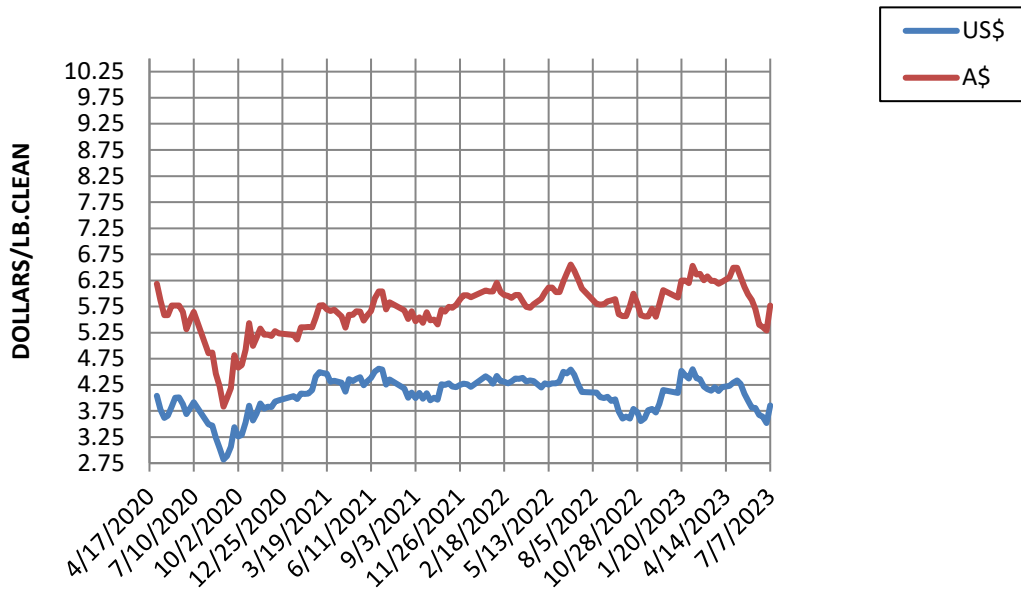
US\$



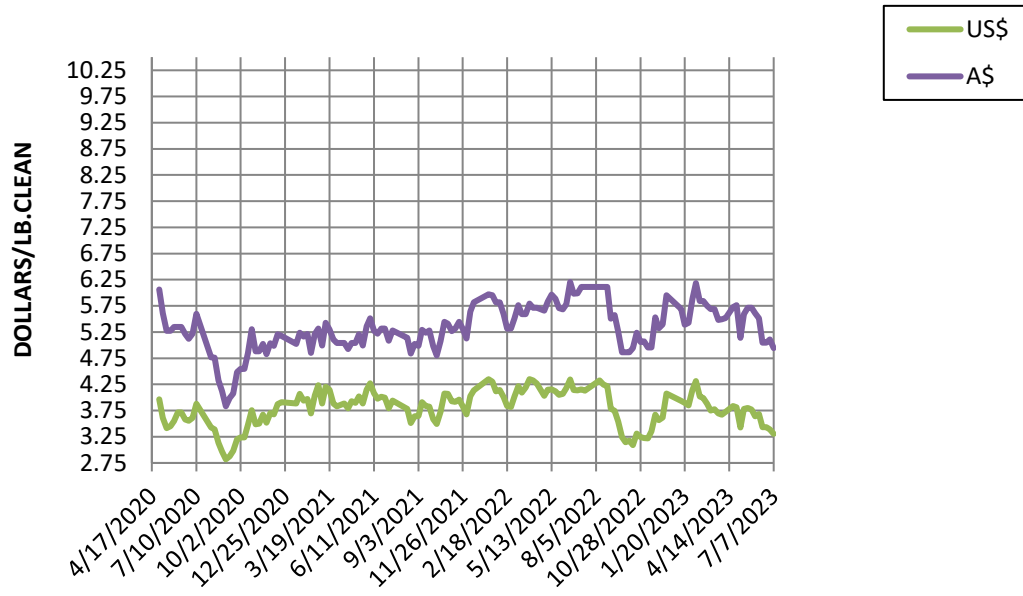
21 MICRON MARKET INDICATOR A\$ vs US\$



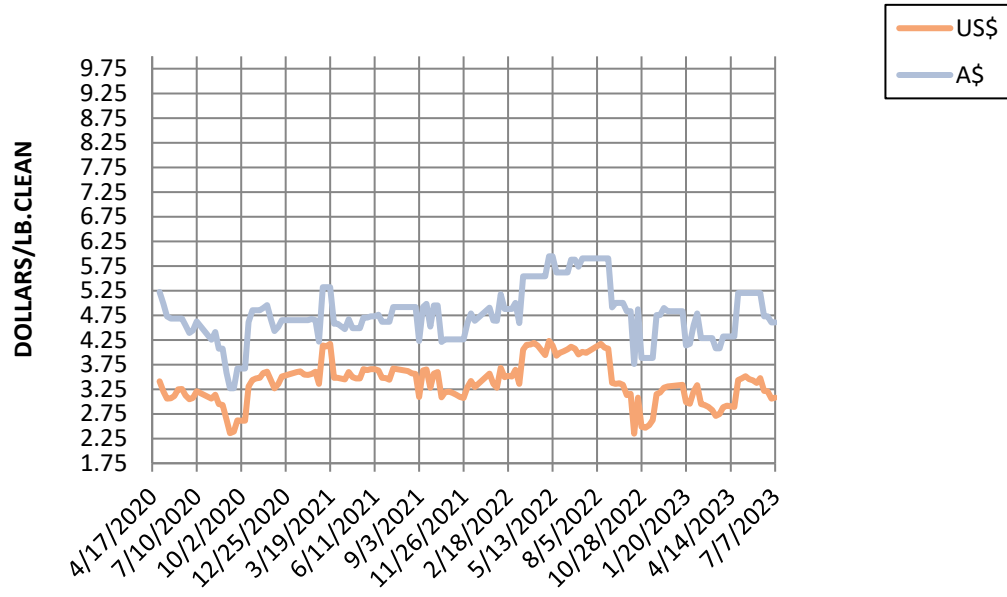
22 MICRON MARKET INDICATOR A\$ vs US\$



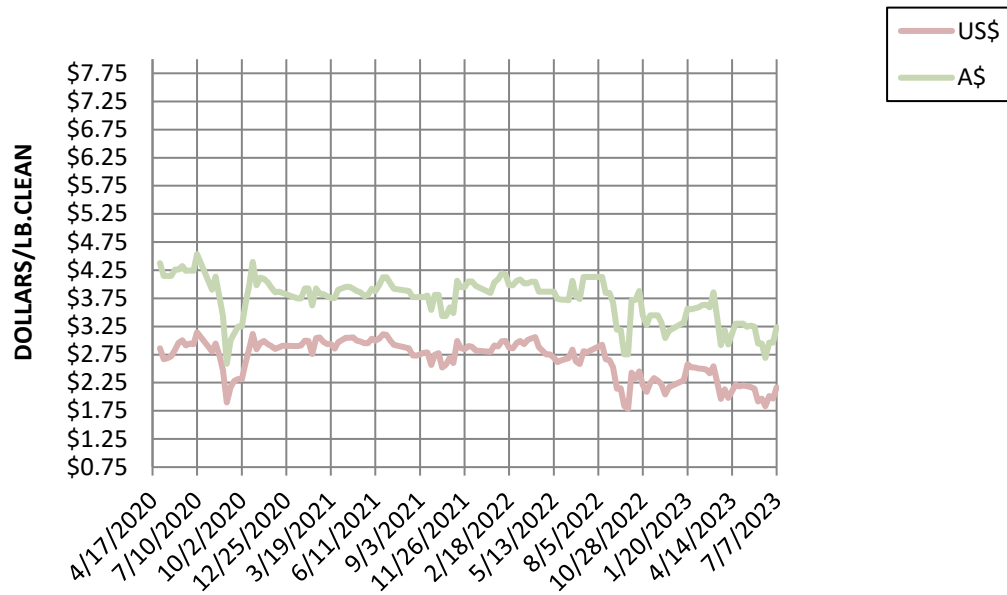
23 MICRON MARKET INDICATOR A\$ vs US\$



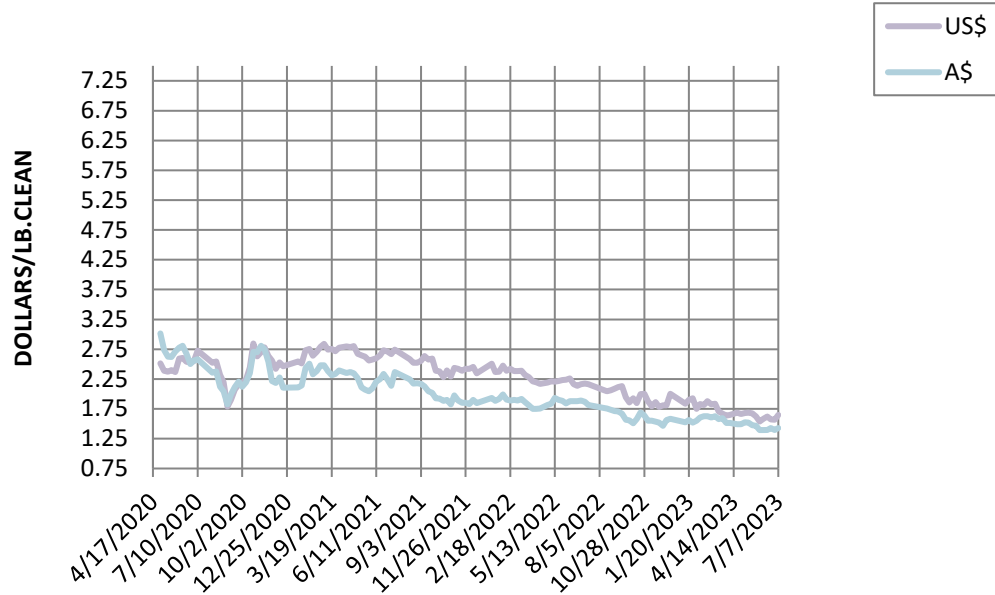
24 MICRON MARKET INDICATOR A\$ vs US\$



25 MICRON MARKET INDICATOR A\$ vs US\$

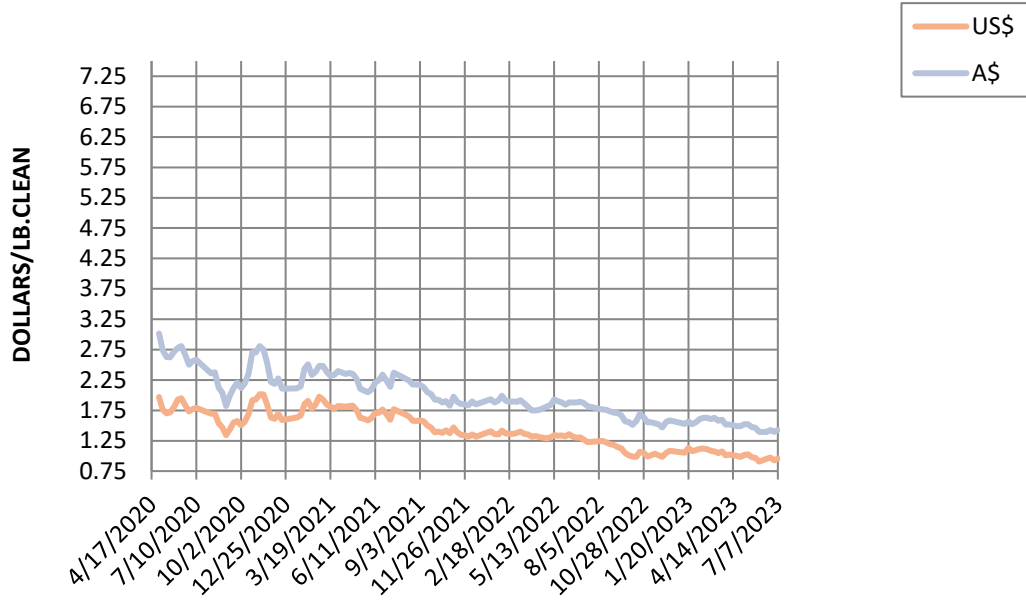


26 MICRON MARKET INDICATOR A\$ vs US\$



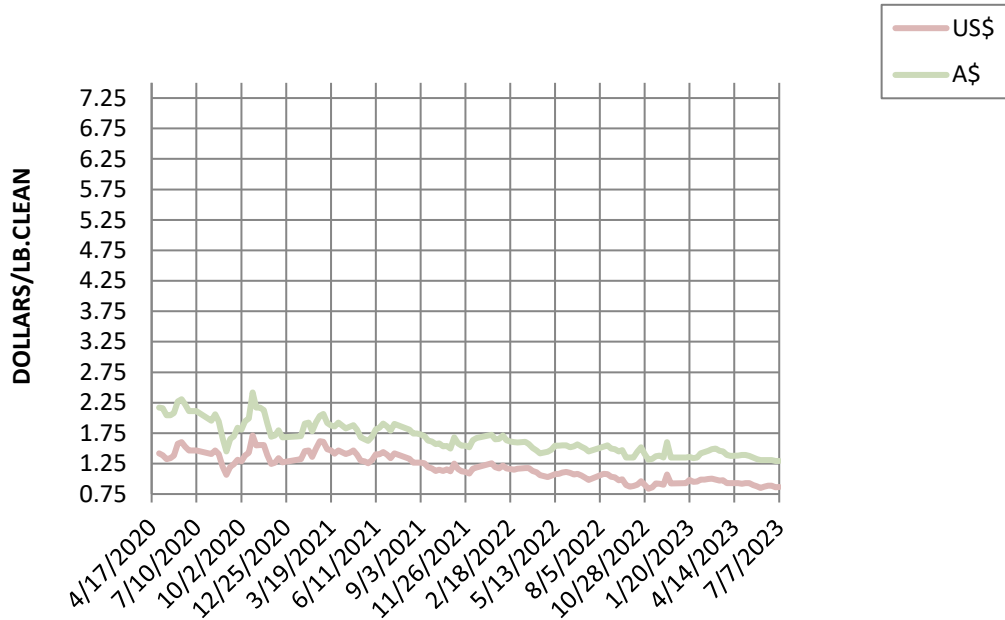
**28 MICRON MARKET INDICATOR**

**A\$ vs US\$**



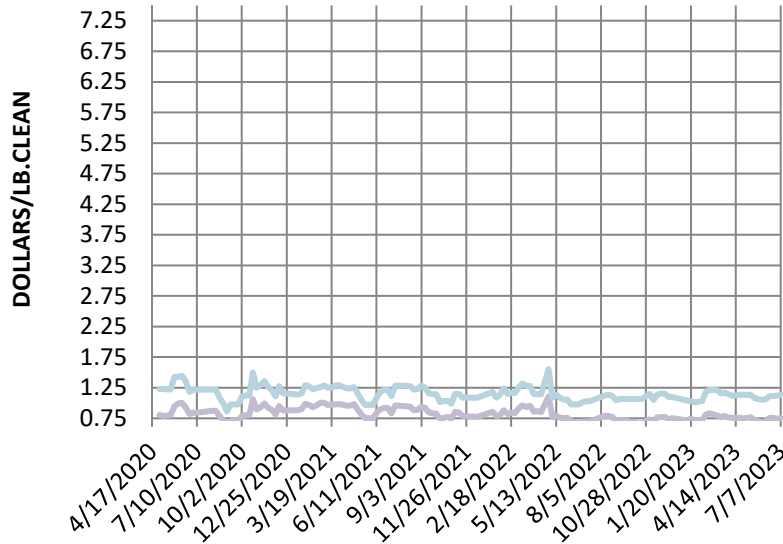
**30 MICRON MARKET INDICATOR**

**A\$ vs US\$**



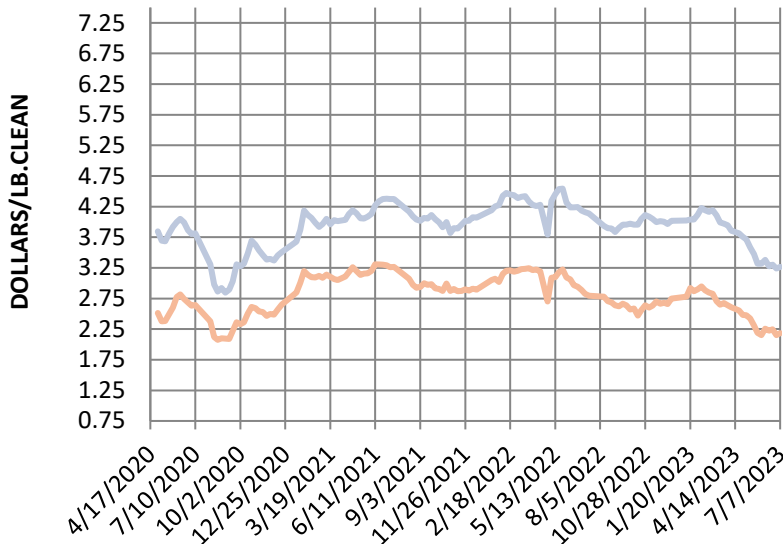
### 32 MICRON MARKET INDICATOR

A\$ vs US\$



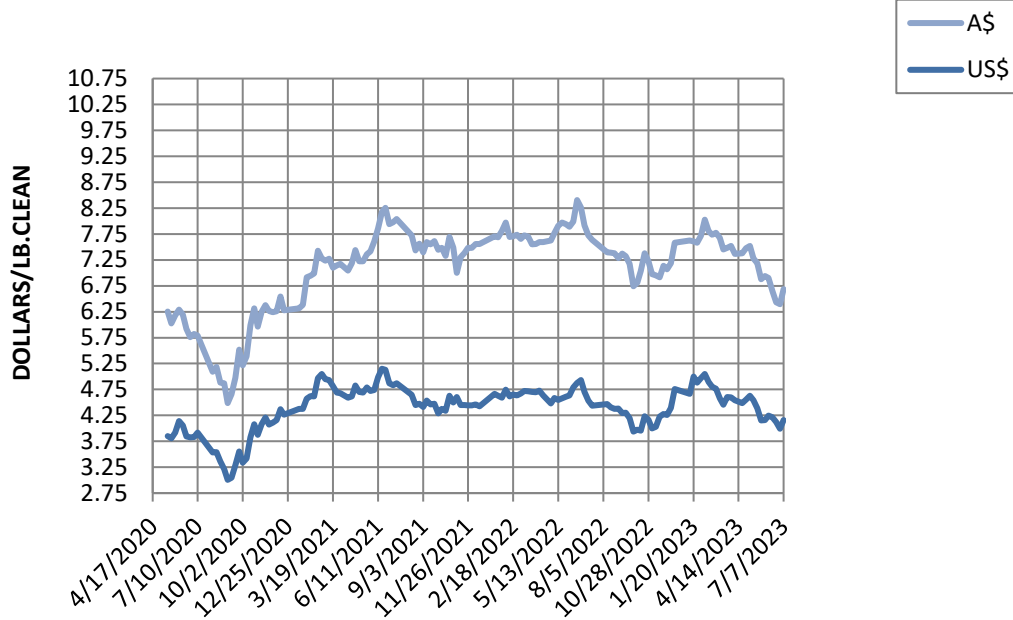
### MC MICRON MARKET INDICATOR

A\$ vs US\$

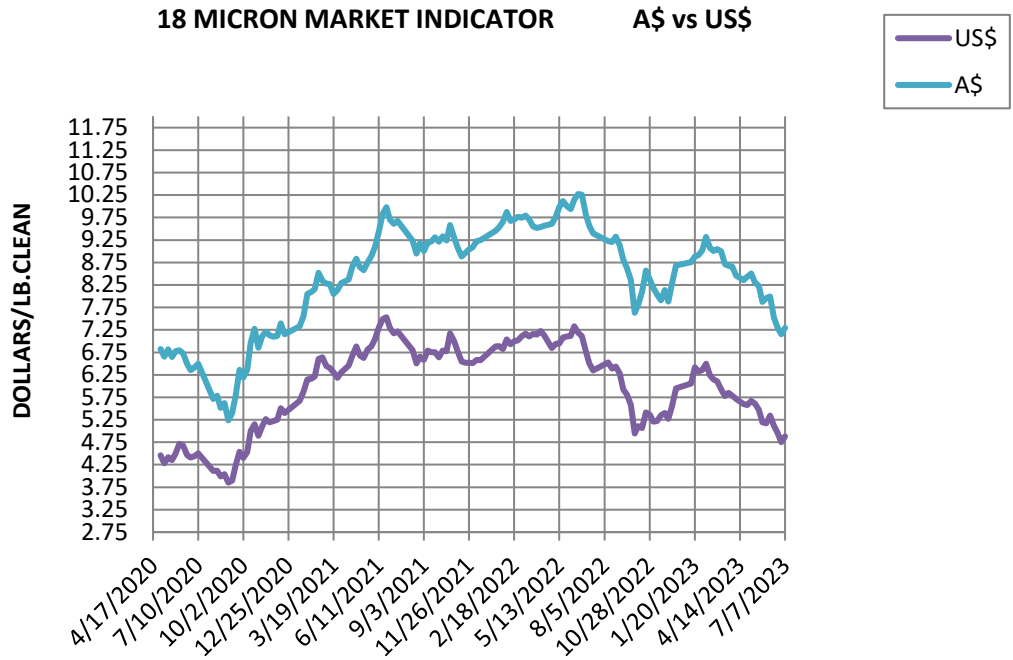




**19 MICRON MARKET INDICATOR A\$ vs US\$**



**18 MICRON MARKET INDICATOR A\$ vs US\$**



# 17 MICRON MARKET INDICATOR

## A\$ vs US\$

