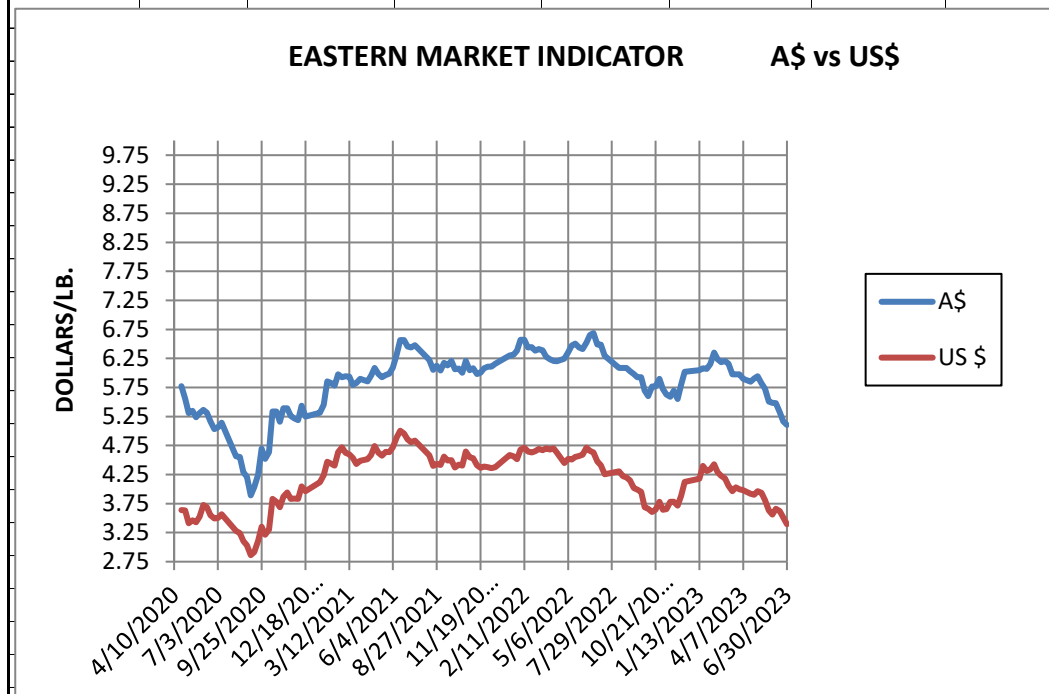


WEEK ENDING
JUNE 30, 2023

MARKET INDICATOR CHANGE		US \$/LB.		Clean on floor			
CATEGORY		6/30/2023		6/23/2023		Change	
		A\$	US\$	A\$	US\$	A\$	US\$
EASTERN MI		\$ 5.11	\$ 3.39	\$ 5.17	\$ 3.51	-0.06	-0.12
Micron							
	17	\$ 8.24	\$ 5.48	\$ 8.40	\$ 5.71	-0.15	-0.23
	18	\$ 7.15	\$ 4.75	\$ 7.31	\$ 4.97	-0.16	-0.22
	19	\$ 6.40	\$ 4.25	\$ 6.43	\$ 4.37	-0.04	-0.12
	20	\$ 6.01	\$ 3.99	\$ 6.07	\$ 4.12	-0.06	-0.14
	21	\$ 5.67	\$ 3.77	\$ 5.63	\$ 3.83	0.03	-0.06
	22	\$ 5.29	\$ 3.52	\$ 5.36	\$ 3.64	-0.07	-0.13
	23	\$ 5.11	\$ 3.39	\$ 5.05	\$ 3.43	0.06	-0.04
	24	\$ 4.61	\$ 3.06	\$ 4.73	\$ 3.21	-0.12	-0.15
	25	\$ 2.97	\$ 1.97	\$ 2.97	\$ 2.02	0.00	-0.05
	26	\$ 2.36	\$ 1.57	\$ 2.32	\$ 1.58	0.04	-0.01
	28	\$ 1.40	\$ 0.93	\$ 1.43	\$ 0.97	-0.03	-0.04
	30	\$ 1.29	\$ 0.86	\$ 1.31	\$ 0.89	-0.01	-0.03
	32	\$ 1.12	\$ 0.74	\$ 1.11	\$ 0.76	0.01	-0.01
	MC	\$ 3.24	\$ 2.15	\$ 3.30	\$ 2.25	-0.07	-0.09
CURRENCY (US \$/A \$)			\$ 0.6643		\$ 0.6796		-0.0153



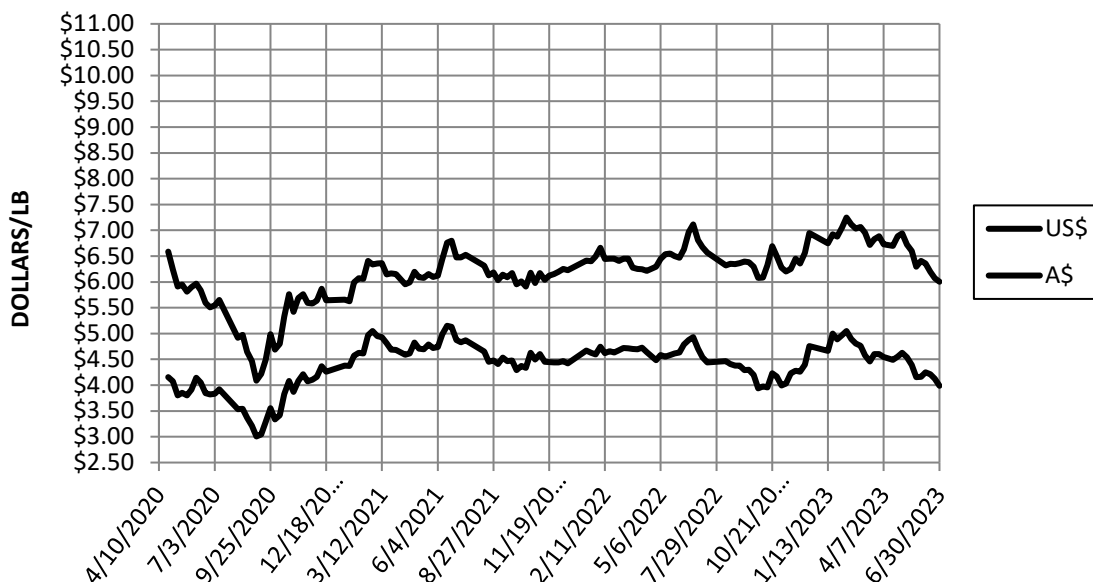
Information source: Wooltrak, Australian Wool Exchange, Weekly Market Review

WEEK ENDING
JUNE 30, 2023

MARKET INDICATOR CHANGES US \$/LB. Clean on floor

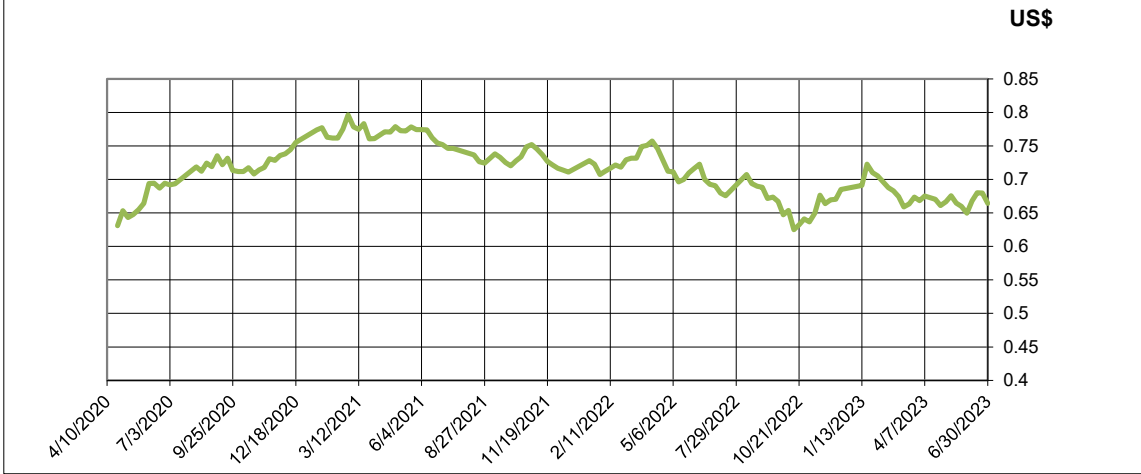
CATEGORY	6/30/2023		6/23/2023		Change	
	A\$	US\$	A\$	US\$	A\$	US\$
EASTERN MI	\$ 5.11	\$ 3.39	\$ 5.17	\$ 3.51	-0.06	-0.12
Micron						
17	\$ 8.24	\$ 5.48	\$ 8.40	\$ 5.71	-0.15	-0.23
18	\$ 7.15	\$ 4.75	\$ 7.31	\$ 4.97	-0.16	-0.22
19	\$ 6.40	\$ 4.25	\$ 6.43	\$ 4.37	-0.04	-0.12
20	\$ 6.01	\$ 3.99	\$ 6.07	\$ 4.12	-0.06	-0.14
21	\$ 5.67	\$ 3.77	\$ 5.63	\$ 3.83	0.03	-0.06
22	\$ 5.29	\$ 3.52	\$ 5.36	\$ 3.64	-0.07	-0.13
23	\$ 5.11	\$ 3.39	\$ 5.05	\$ 3.43	0.06	-0.04
24	\$ 4.61	\$ 3.06	\$ 4.73	\$ 3.21	-0.12	-0.15
25	\$ 2.97	\$ 1.97	\$ 2.97	\$ 2.02	0.00	-0.05
26	\$ 2.36	\$ 1.57	\$ 2.32	\$ 1.58	0.04	-0.01
28	\$ 1.40	\$ 0.93	\$ 1.43	\$ 0.97	-0.03	-0.04
30	\$ 1.29	\$ 0.86	\$ 1.31	\$ 0.89	-0.01	-0.03
32	\$ 1.12	\$ 0.74	\$ 1.11	\$ 0.76	0.01	-0.01
MC	\$ 3.24	\$ 2.15	\$ 3.30	\$ 2.25	-0.07	-0.09
CURRENCY (US \$/A \$)		\$ 0.6643		\$ 0.6796		-0.0153

20 MICRON MARKET INDICATOR

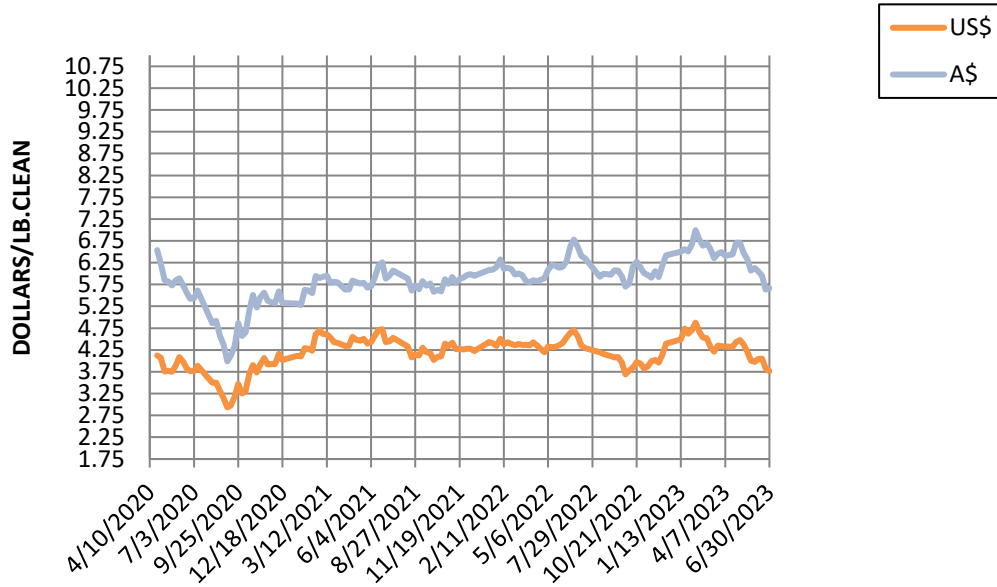


Information source: Wooltrak, Australian Wool Exchange, Weekly Market Review

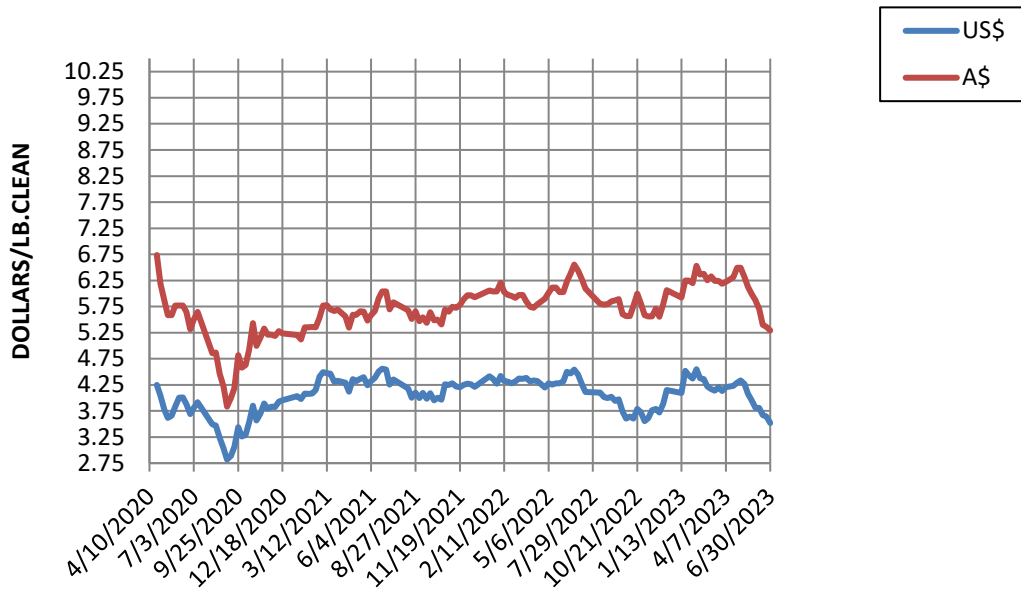
CURRENCY RATE (US\$:A\$)



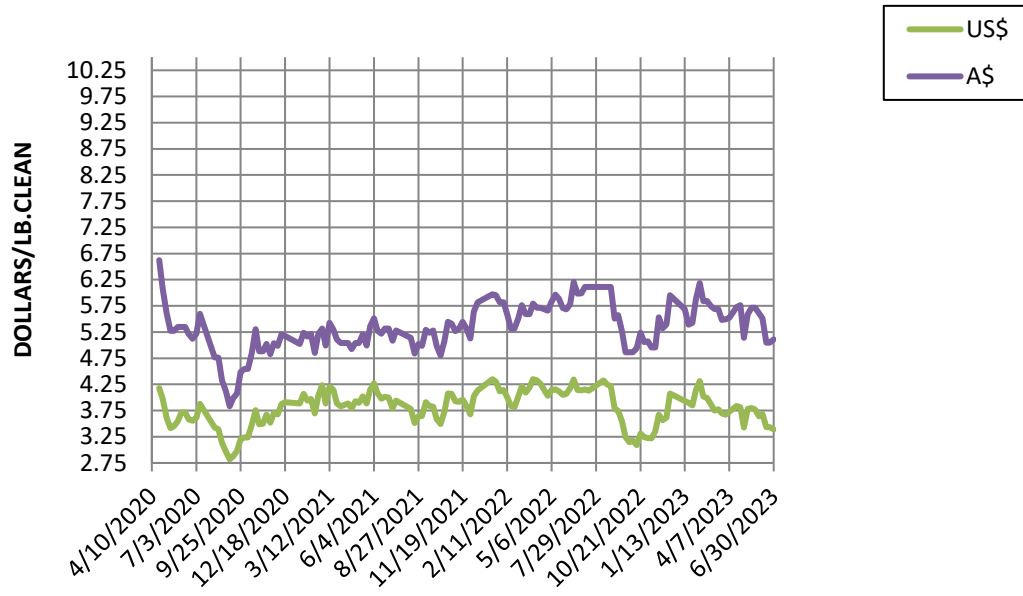
21 MICRON MARKET INDICATOR A\$ vs US\$



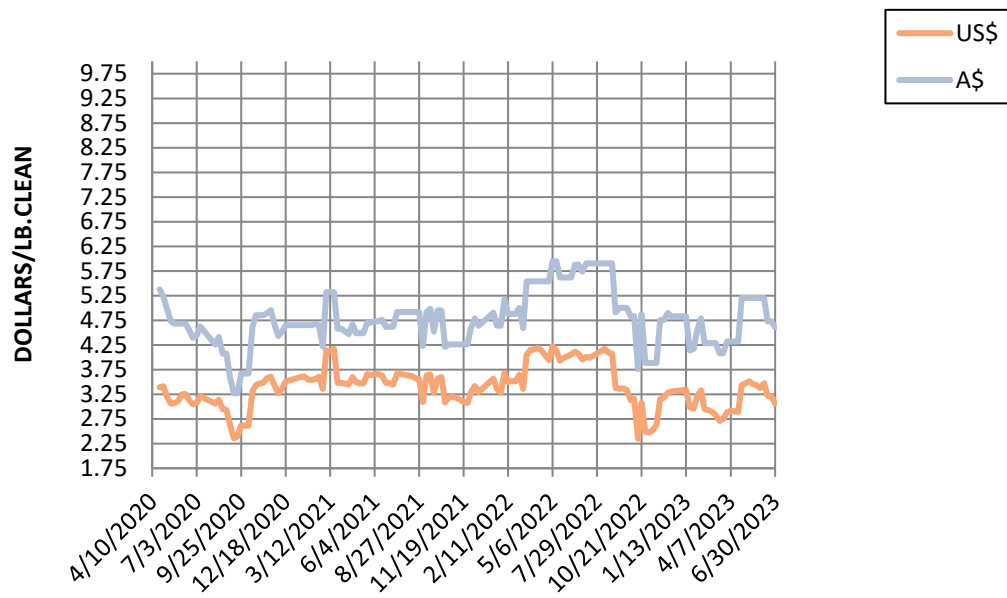
22 MICRON MARKET INDICATOR A\$ vs US\$



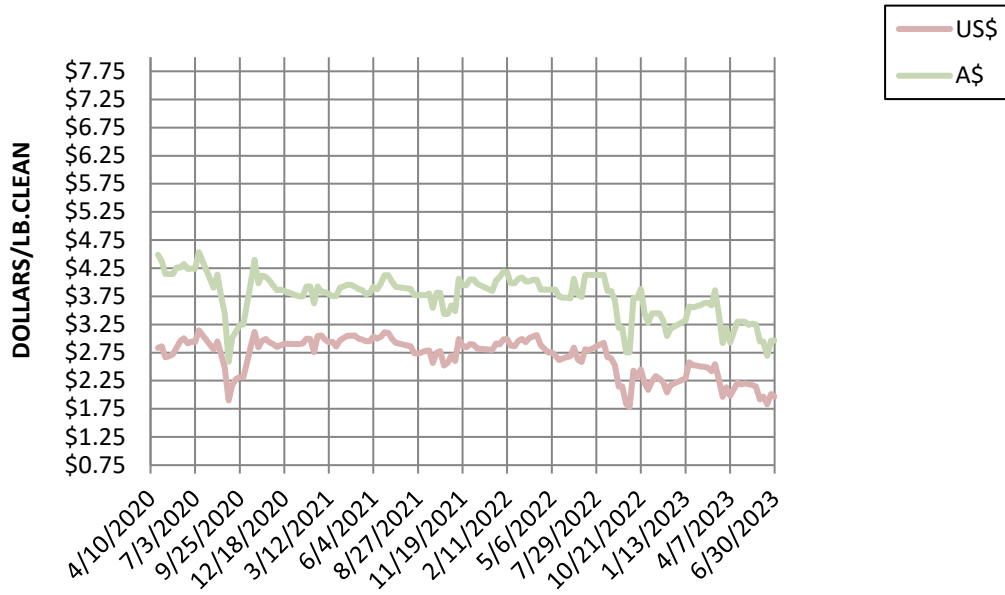
23 MICRON MARKET INDICATOR A\$ vs US\$



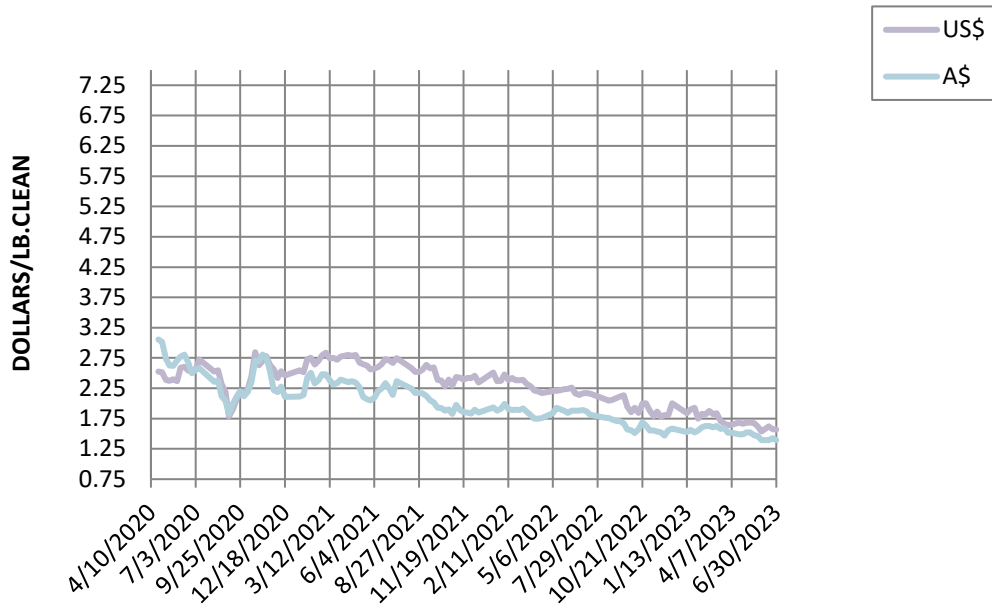
24 MICRON MARKET INDICATOR A\$ vs US\$



25 MICRON MARKET INDICATOR A\$ vs US\$

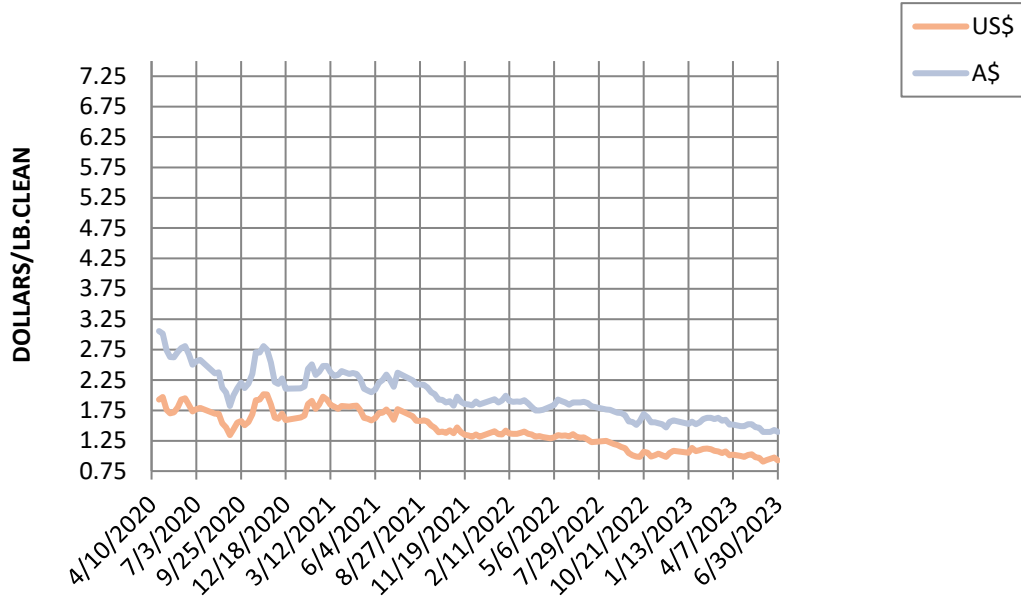


26 MICRON MARKET INDICATOR A\$ vs US\$



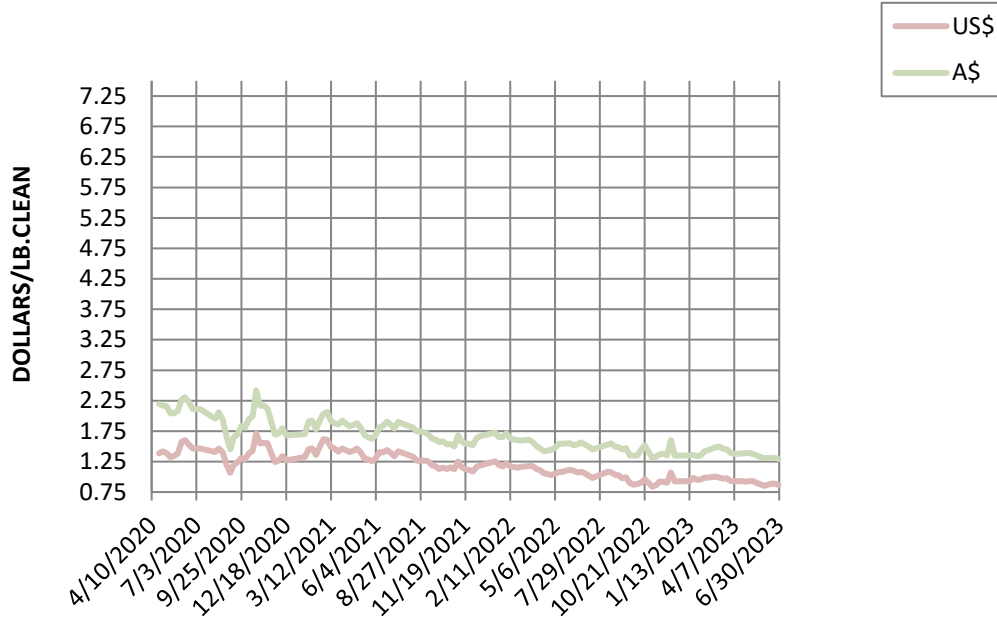
28 MICRON MARKET INDICATOR

A\$ vs US\$



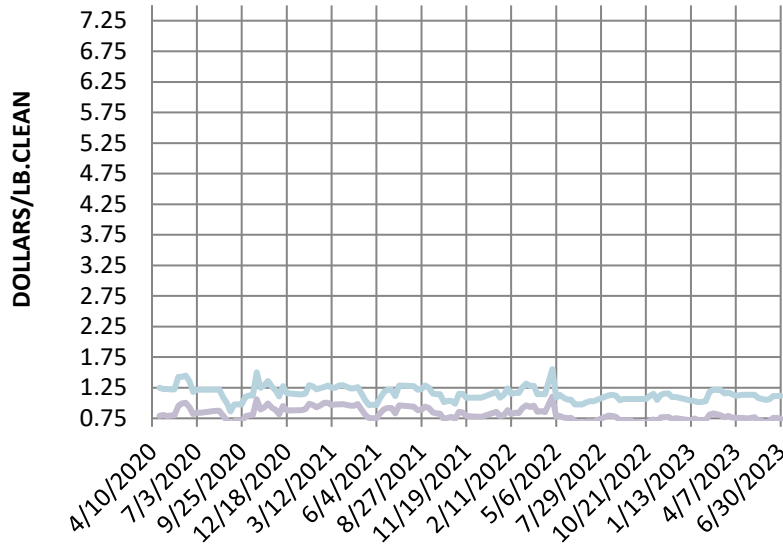
30 MICRON MARKET INDICATOR

A\$ vs US\$



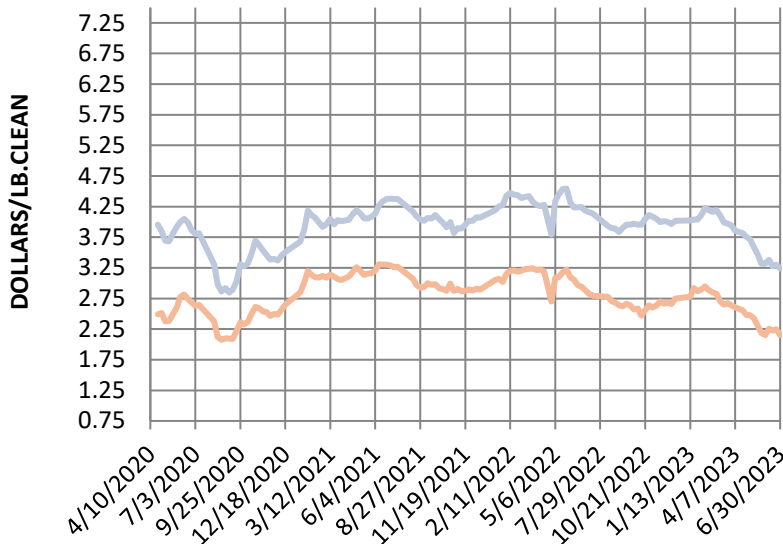
32 MICRON MARKET INDICATOR

A\$ vs US\$

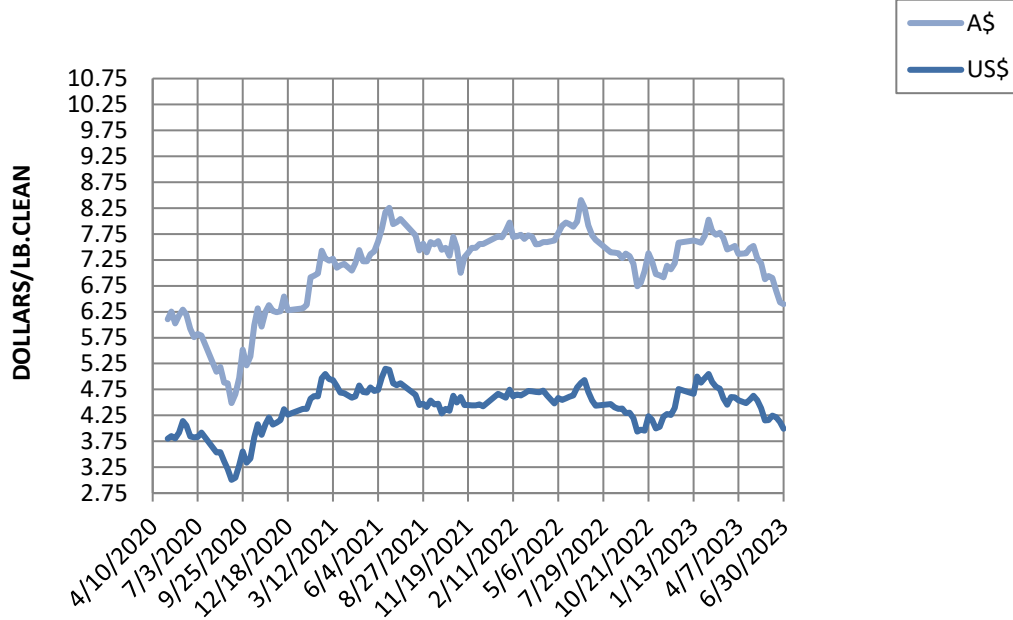


MC MICRON MARKET INDICATOR

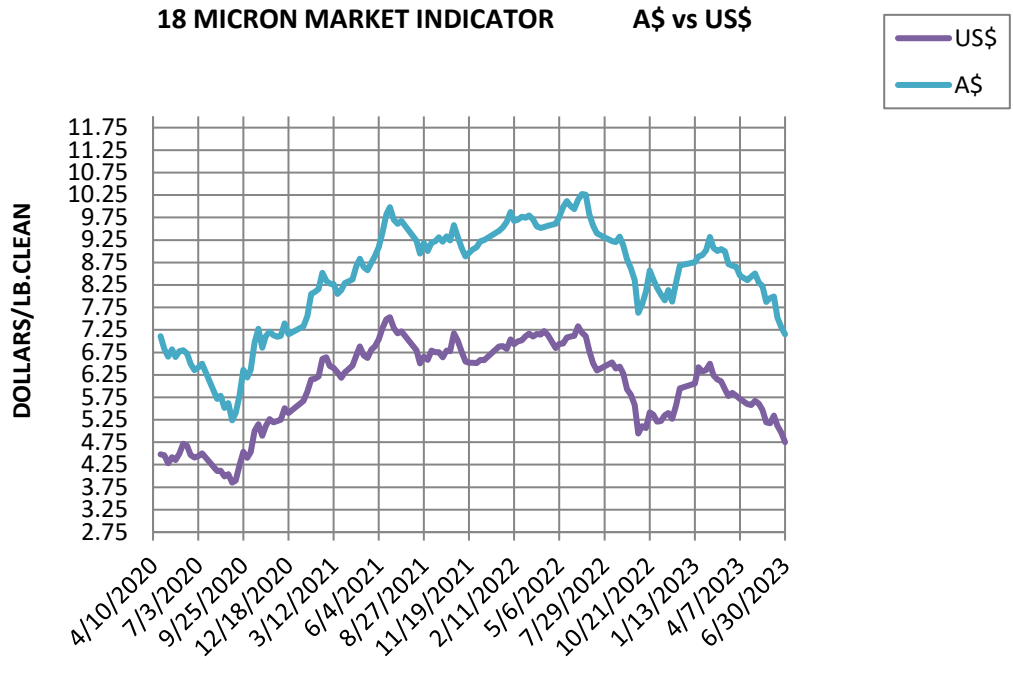
A\$ vs US\$



19 MICRON MARKET INDICATOR A\$ vs US\$



18 MICRON MARKET INDICATOR A\$ vs US\$



17 MICRON MARKET INDICATOR

A\$ vs US\$

