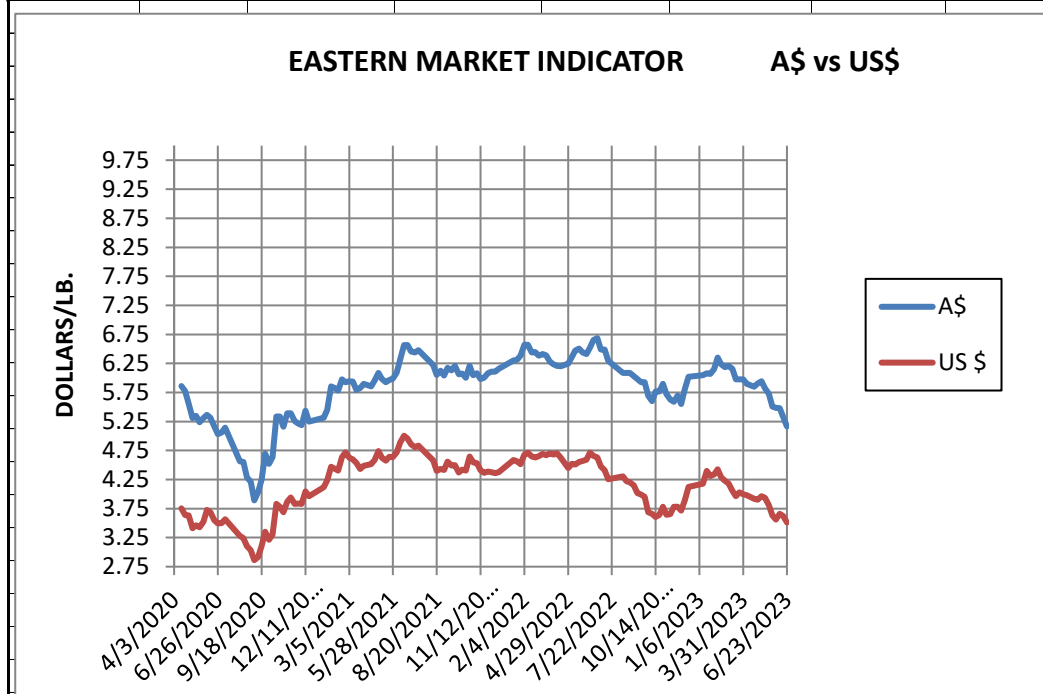


WEEK ENDING  
JUNE 23, 2023

MARKET INDICATOR CHANGE		US \$/LB.		Clean on floor			
CATEGORY		6/23/2023		6/16/2023		Change	
		A\$	US\$	A\$	US\$	A\$	US\$
EASTERN MI		\$ 5.17	\$ 3.51	\$ 5.33	\$ 3.62	-0.16	-0.11
Micron							
	17	\$ 8.40	\$ 5.71	\$ 8.85	\$ 6.02	-0.45	-0.31
	18	\$ 7.31	\$ 4.97	\$ 7.52	\$ 5.12	-0.22	-0.15
	19	\$ 6.43	\$ 4.37	\$ 6.65	\$ 4.53	-0.22	-0.15
	20	\$ 6.07	\$ 4.12	\$ 6.19	\$ 4.21	-0.13	-0.09
	21	\$ 5.63	\$ 3.83	\$ 5.95	\$ 4.05	-0.32	-0.22
	22	\$ 5.36	\$ 3.64	\$ 5.40	\$ 3.67	-0.04	-0.03
	23	\$ 5.05	\$ 3.43	\$ 5.05	\$ 3.43	0.00	0.00
	24	\$ 4.73	\$ 3.21	\$ 4.73	\$ 3.21	0.00	0.00
	25	\$ 2.97	\$ 2.02	\$ 2.69	\$ 1.83	0.28	0.19
	26	\$ 2.32	\$ 1.58	\$ 2.39	\$ 1.62	-0.07	-0.05
	28	\$ 1.43	\$ 0.97	\$ 1.40	\$ 0.95	0.03	0.02
	30	\$ 1.31	\$ 0.89	\$ 1.31	\$ 0.89	0.00	0.00
	32	\$ 1.11	\$ 0.76	\$ 1.11	\$ 0.76	0.00	0.00
	MC	\$ 3.30	\$ 2.25	\$ 3.27	\$ 2.23	0.03	0.02
CURRENCY (US \$/A \$)			\$ 0.6796		\$ 0.6802		-0.0006



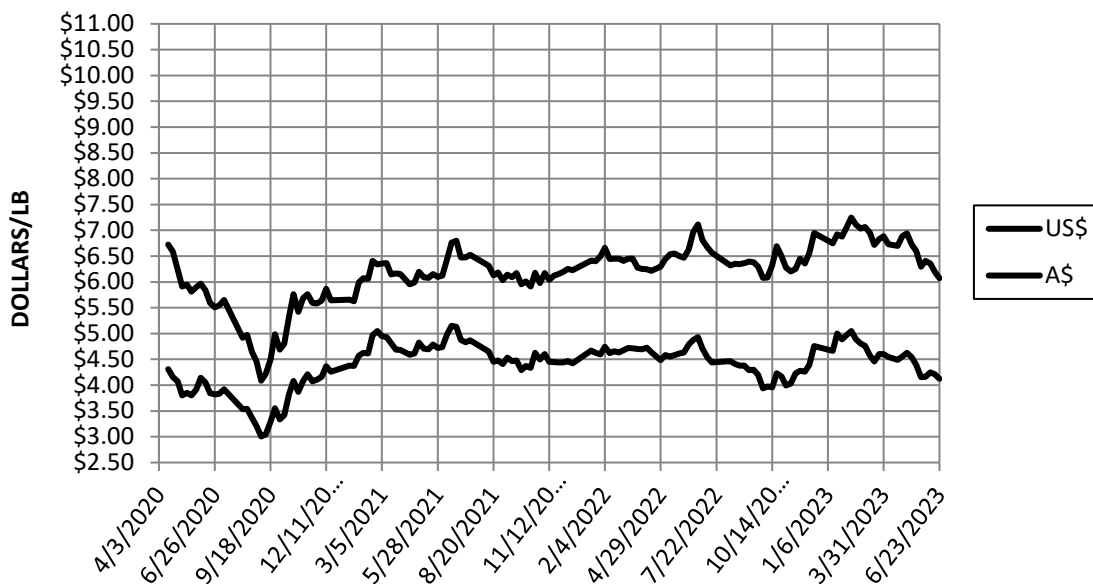
Information source: Wooltrak, Australian Wool Exchange, Weekly Market Review

WEEK ENDING  
JUNE 23, 2023

**MARKET INDICATOR CHANGES** US \$/LB. Clean on floor

CATEGORY	6/23/2023		6/16/2023		Change	
	A\$	US\$	A\$	US\$	A\$	US\$
EASTERN MI	\$ 5.17	\$ 3.51	\$ 5.33	\$ 3.62	-0.16	-0.11
Micron						
17	\$ 8.40	\$ 5.71	\$ 8.85	\$ 6.02	-0.45	-0.31
18	\$ 7.31	\$ 4.97	\$ 7.52	\$ 5.12	-0.22	-0.15
19	\$ 6.43	\$ 4.37	\$ 6.65	\$ 4.53	-0.22	-0.15
20	\$ 6.07	\$ 4.12	\$ 6.19	\$ 4.21	-0.13	-0.09
21	\$ 5.63	\$ 3.83	\$ 5.95	\$ 4.05	-0.32	-0.22
22	\$ 5.36	\$ 3.64	\$ 5.40	\$ 3.67	-0.04	-0.03
23	\$ 5.05	\$ 3.43	\$ 5.05	\$ 3.43	0.00	0.00
24	\$ 4.73	\$ 3.21	\$ 4.73	\$ 3.21	0.00	0.00
25	\$ 2.97	\$ 2.02	\$ 2.69	\$ 1.83	0.28	0.19
26	\$ 2.32	\$ 1.58	\$ 2.39	\$ 1.62	-0.07	-0.05
28	\$ 1.43	\$ 0.97	\$ 1.40	\$ 0.95	0.03	0.02
30	\$ 1.31	\$ 0.89	\$ 1.31	\$ 0.89	0.00	0.00
32	\$ 1.11	\$ 0.76	\$ 1.11	\$ 0.76	0.00	0.00
MC	\$ 3.30	\$ 2.25	\$ 3.27	\$ 2.23	0.03	0.02
CURRENCY (US \$/A \$)		\$ 0.6796		\$ 0.6802		-0.0006

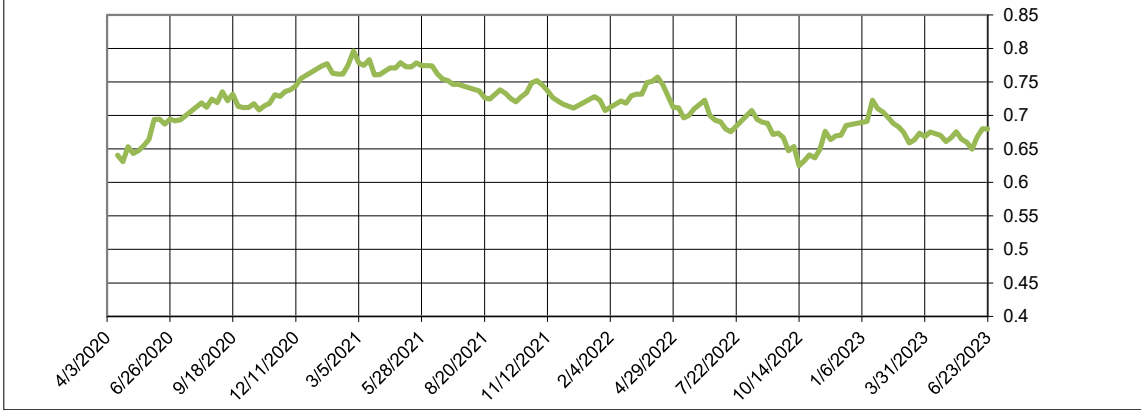
**20 MICRON MARKET INDICATOR**



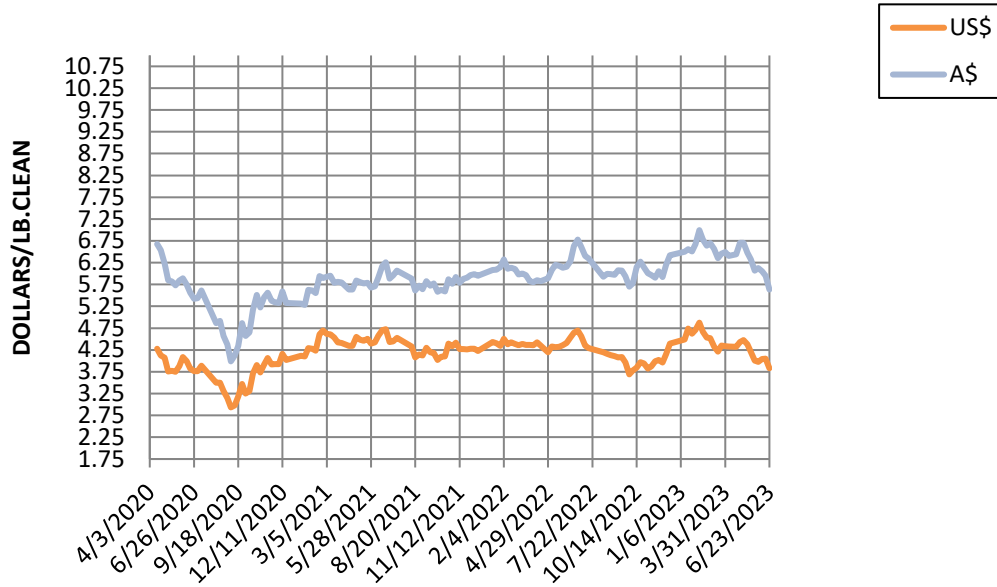
Information source: Wooltrak, Australian Wool Exchange, Weekly Market Review

### CURRENCY RATE (US\$:A\$)

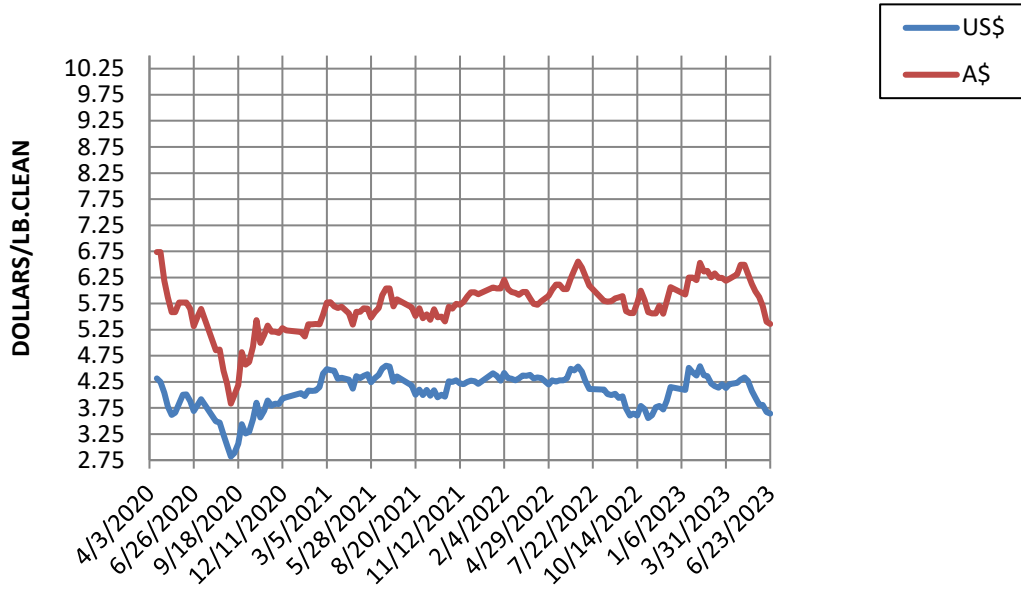
US\$



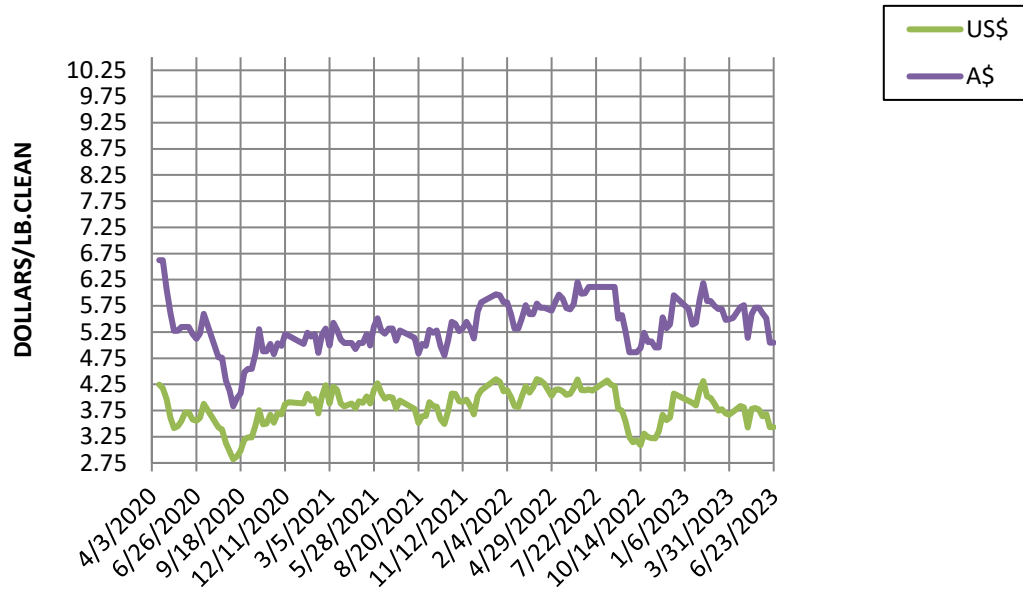
21 MICRON MARKET INDICATOR A\$ vs US\$



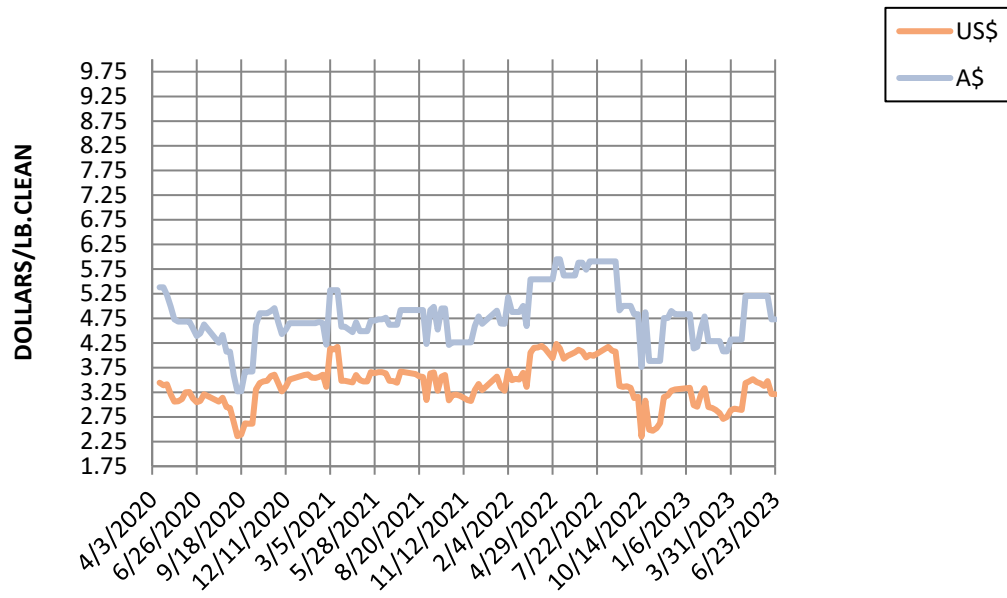
22 MICRON MARKET INDICATOR A\$ vs US\$



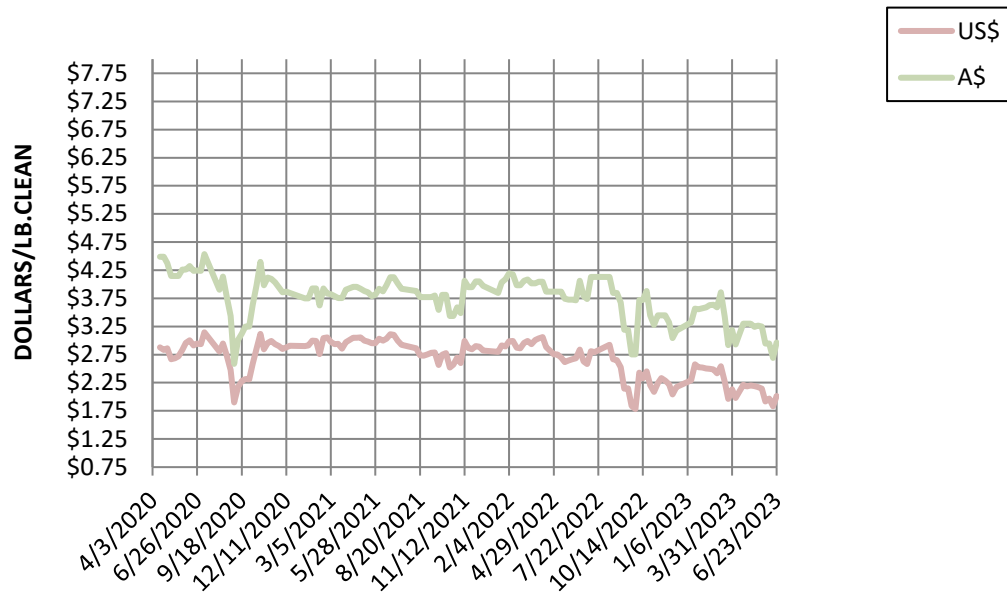
**23 MICRON MARKET INDICATOR A\$ vs US\$**



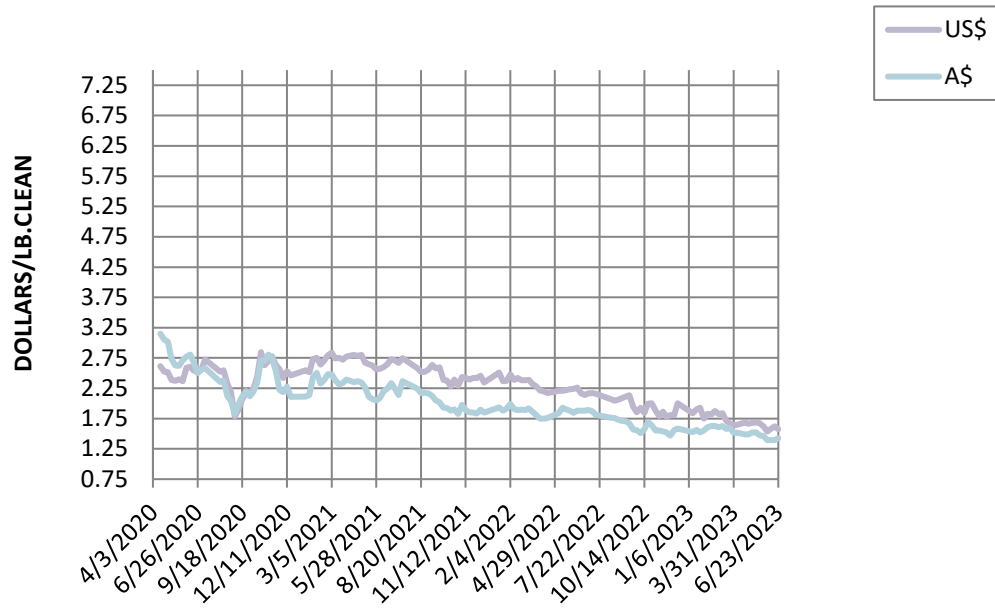
**24 MICRON MARKET INDICATOR A\$ vs US\$**



**25 MICRON MARKET INDICATOR A\$ vs US\$**

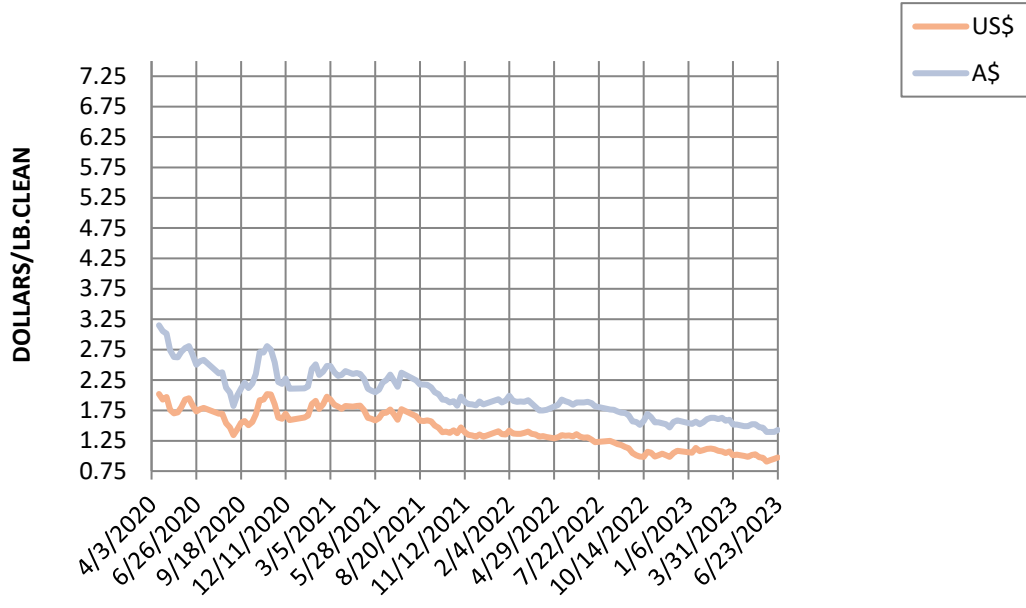


**26 MICRON MARKET INDICATOR A\$ vs US\$**



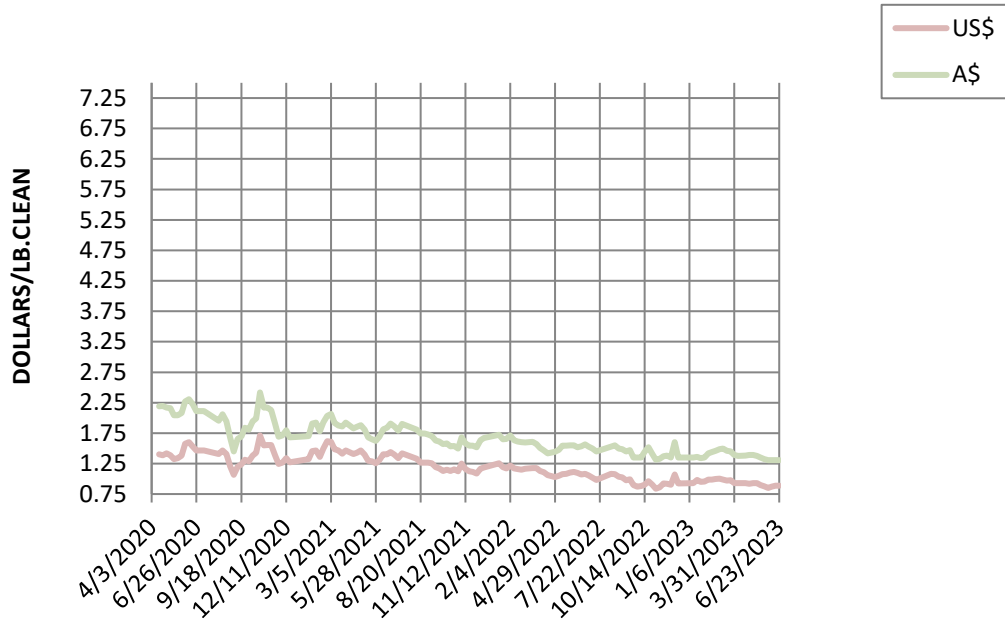
### 28 MICRON MARKET INDICATOR

A\$ vs US\$



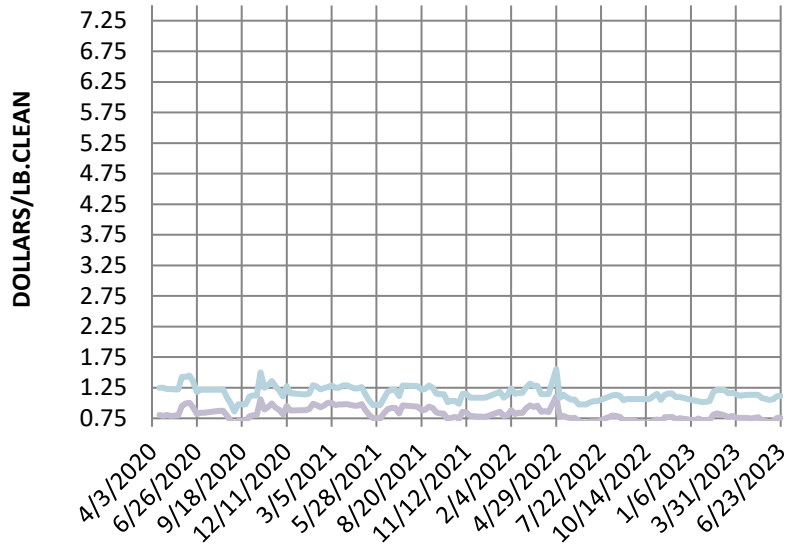
### 30 MICRON MARKET INDICATOR

A\$ vs US\$



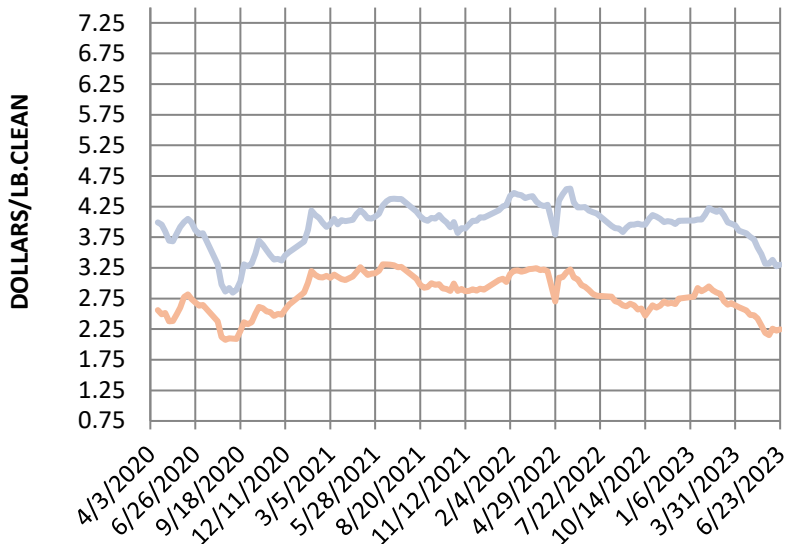
### 32 MICRON MARKET INDICATOR

A\$ vs US\$



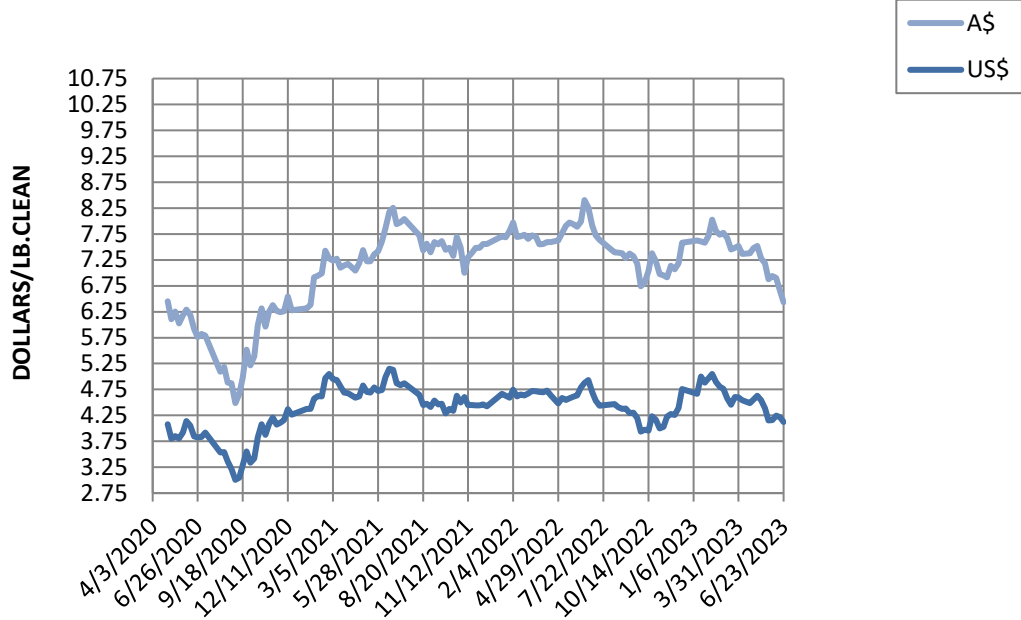
### MC MICRON MARKET INDICATOR

A\$ vs US\$

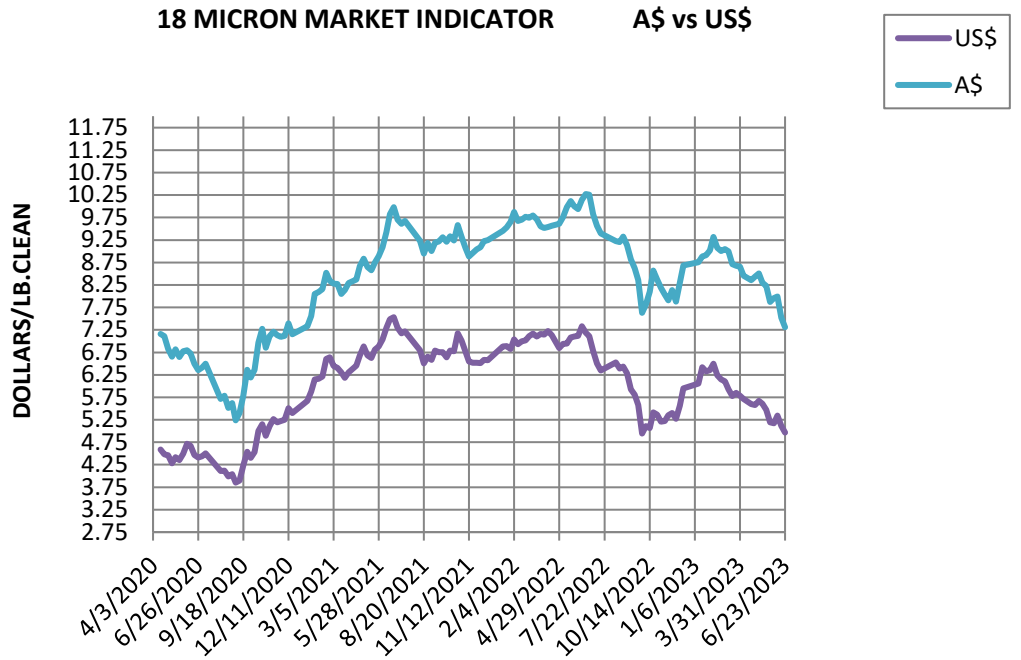




**19 MICRON MARKET INDICATOR      A\$ vs US\$**



**18 MICRON MARKET INDICATOR      A\$ vs US\$**



17 MICRON MARKET INDICATOR

A\$ vs US\$

