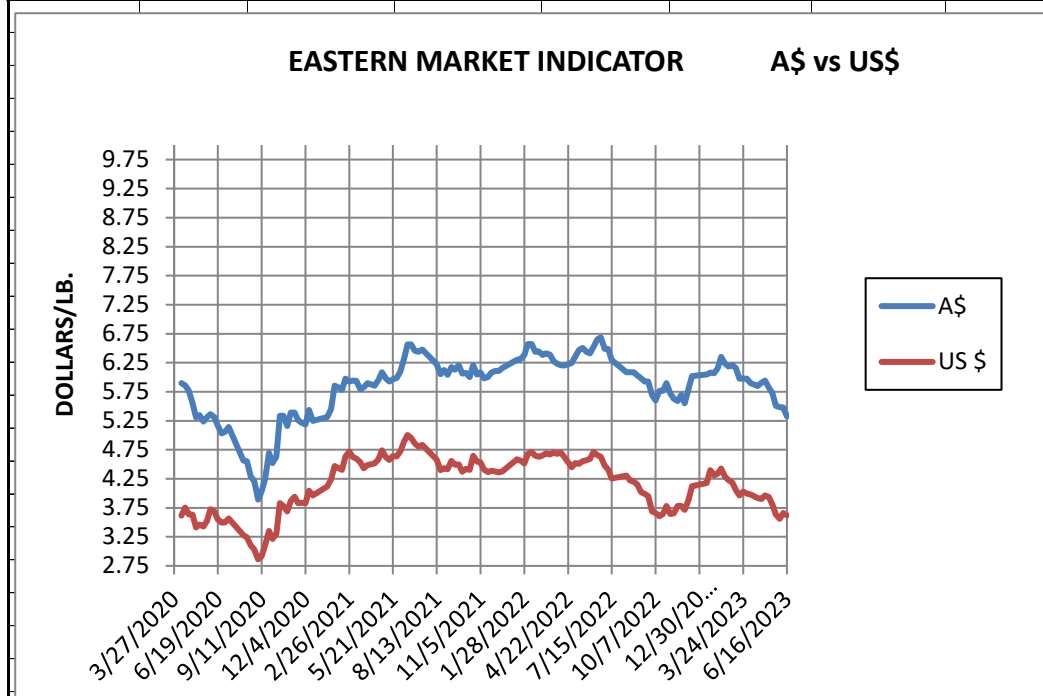


WEEK ENDING  
JUNE 16, 2023

MARKET INDICATOR CHANGE		US \$/LB.		Clean on floor			
CATEGORY		6/16/2023		6/9/2023		Change	
		A\$	US\$	A\$	US\$	A\$	US\$
EASTERN	MI	\$ 5.33	\$ 3.62	\$ 5.48	\$ 3.66	-0.15	-0.04
	Micron						
	17	\$ 8.85	\$ 6.02	\$ 9.31	\$ 6.22	-0.46	-0.20
	18	\$ 7.52	\$ 5.12	\$ 7.99	\$ 5.34	-0.47	-0.22
	19	\$ 6.65	\$ 4.53	\$ 6.90	\$ 4.61	-0.25	-0.08
	20	\$ 6.19	\$ 4.21	\$ 6.35	\$ 4.25	-0.16	-0.03
	21	\$ 5.95	\$ 4.05	\$ 6.06	\$ 4.05	-0.10	0.00
	22	\$ 5.40	\$ 3.67	\$ 5.70	\$ 3.81	-0.30	-0.13
	23	\$ 5.05	\$ 3.43	\$ 5.52	\$ 3.68	-0.47	-0.25
	24	\$ 4.73	\$ 3.21	\$ 5.20	\$ 3.48	-0.48	-0.26
	25	\$ 2.69	\$ 1.83	\$ 2.95	\$ 1.97	-0.26	-0.14
	26	\$ 2.39	\$ 1.62	\$ 2.37	\$ 1.58	0.02	0.04
	28	\$ 1.40	\$ 0.95	\$ 1.39	\$ 0.93	0.00	0.02
	30	\$ 1.31	\$ 0.89	\$ 1.31	\$ 0.87	0.00	0.02
	32	\$ 1.11	\$ 0.76	\$ 1.06	\$ 0.71	0.05	0.05
	MC	\$ 3.27	\$ 2.23	\$ 3.38	\$ 2.26	-0.11	-0.03
CURRENCY (US \$/A \$)			\$ 0.6802		\$ 0.6680		0.0122



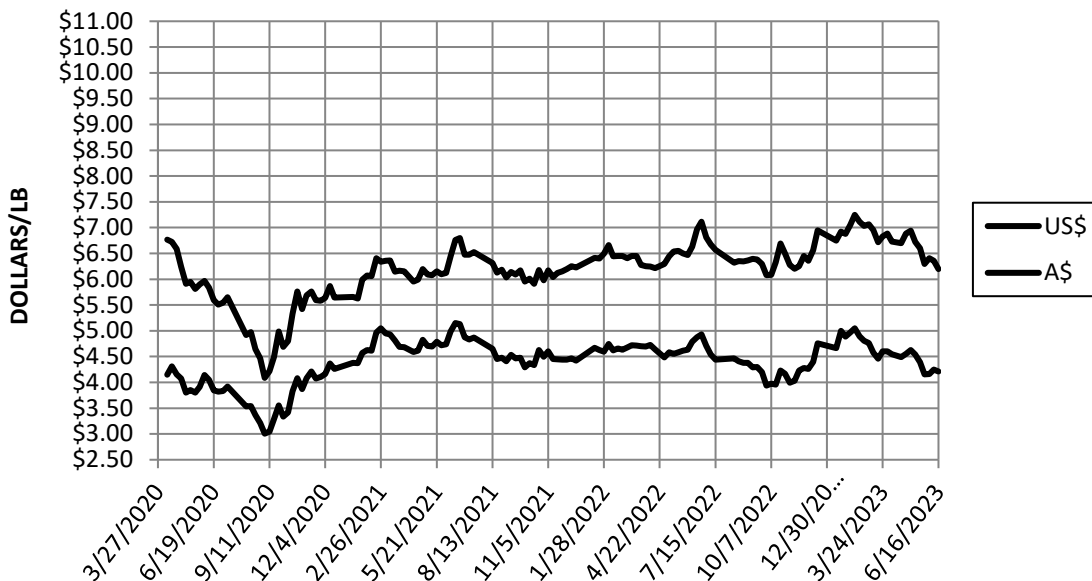
Information source: Wooltrak, Australian Wool Exchange, Weekly Market Review

WEEK ENDING  
JUNE 16, 2023

**MARKET INDICATOR CHANGES** US \$/LB. Clean on floor

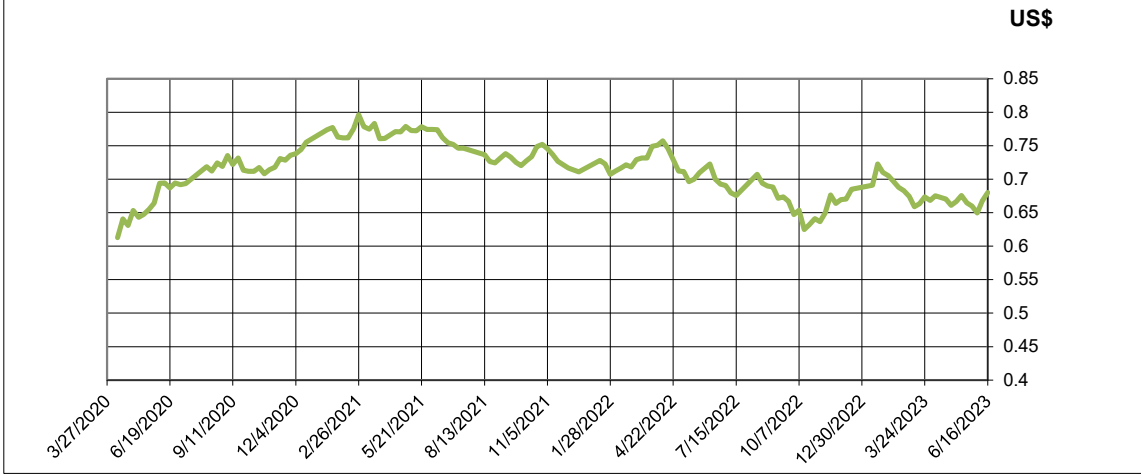
CATEGORY	6/16/2023		6/9/2023		Change	
	A\$	US\$	A\$	US\$	A\$	US\$
EASTERN MI	\$ 5.33	\$ 3.62	\$ 5.48	\$ 3.66	-0.15	-0.04
Micron						
17	\$ 8.85	\$ 6.02	\$ 9.31	\$ 6.22	-0.46	-0.20
18	\$ 7.52	\$ 5.12	\$ 7.99	\$ 5.34	-0.47	-0.22
19	\$ 6.65	\$ 4.53	\$ 6.90	\$ 4.61	-0.25	-0.08
20	\$ 6.19	\$ 4.21	\$ 6.35	\$ 4.25	-0.16	-0.03
21	\$ 5.95	\$ 4.05	\$ 6.06	\$ 4.05	-0.10	0.00
22	\$ 5.40	\$ 3.67	\$ 5.70	\$ 3.81	-0.30	-0.13
23	\$ 5.05	\$ 3.43	\$ 5.52	\$ 3.68	-0.47	-0.25
24	\$ 4.73	\$ 3.21	\$ 5.20	\$ 3.48	-0.48	-0.26
25	\$ 2.69	\$ 1.83	\$ 2.95	\$ 1.97	-0.26	-0.14
26	\$ 2.39	\$ 1.62	\$ 2.37	\$ 1.58	0.02	0.04
28	\$ 1.40	\$ 0.95	\$ 1.39	\$ 0.93	0.00	0.02
30	\$ 1.31	\$ 0.89	\$ 1.31	\$ 0.87	0.00	0.02
32	\$ 1.11	\$ 0.76	\$ 1.06	\$ 0.71	0.05	0.05
MC	\$ 3.27	\$ 2.23	\$ 3.38	\$ 2.26	-0.11	-0.03
CURRENCY (US \$/A \$)		\$ 0.6802		\$ 0.6680		0.0122

**20 MICRON MARKET INDICATOR**

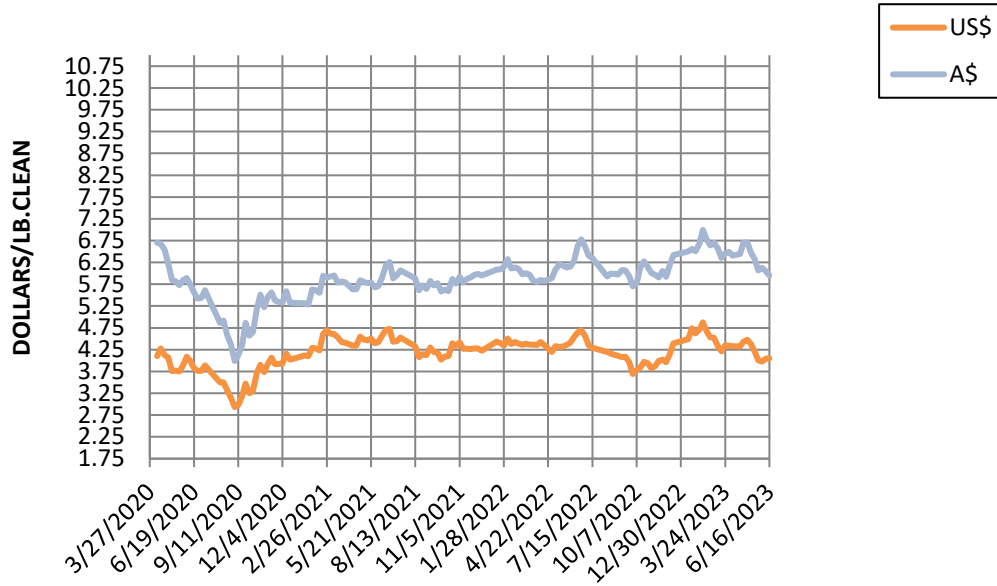


Information source: Wooltrak, Australian Wool Exchange, Weekly Market Review

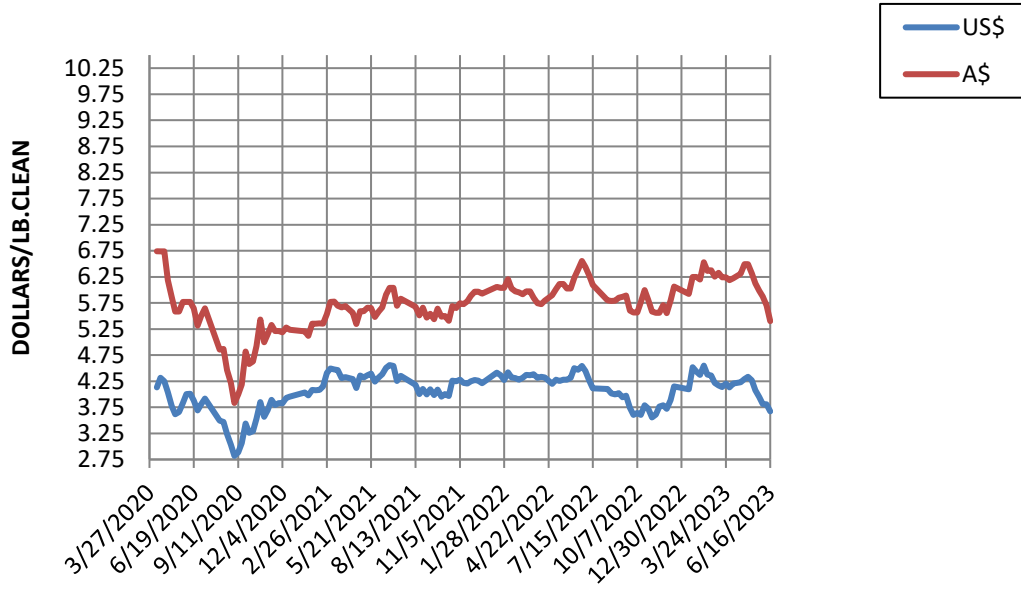
### CURRENCY RATE (US\$:A\$)



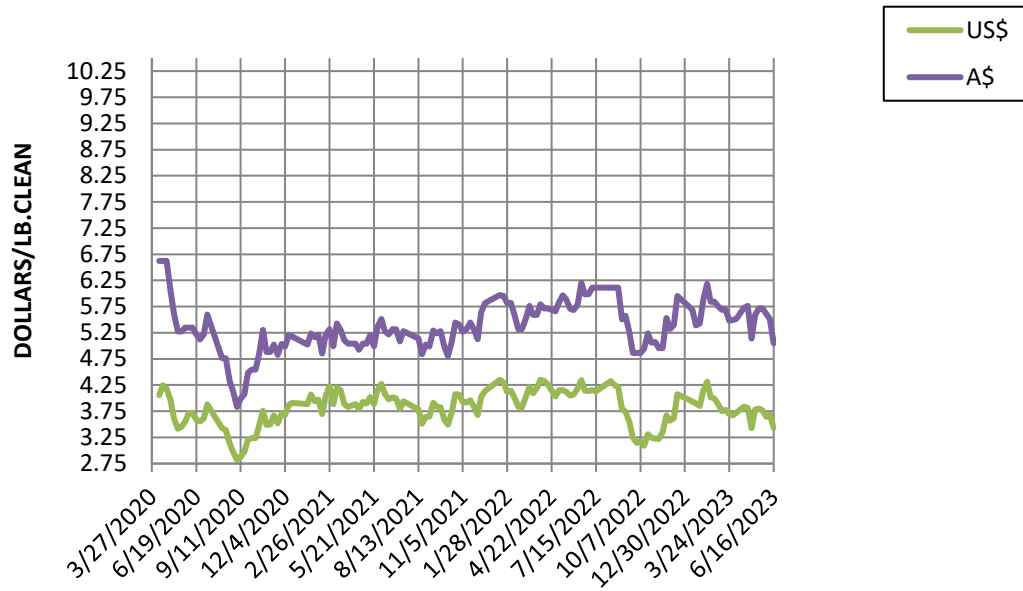
21 MICRON MARKET INDICATOR A\$ vs US\$



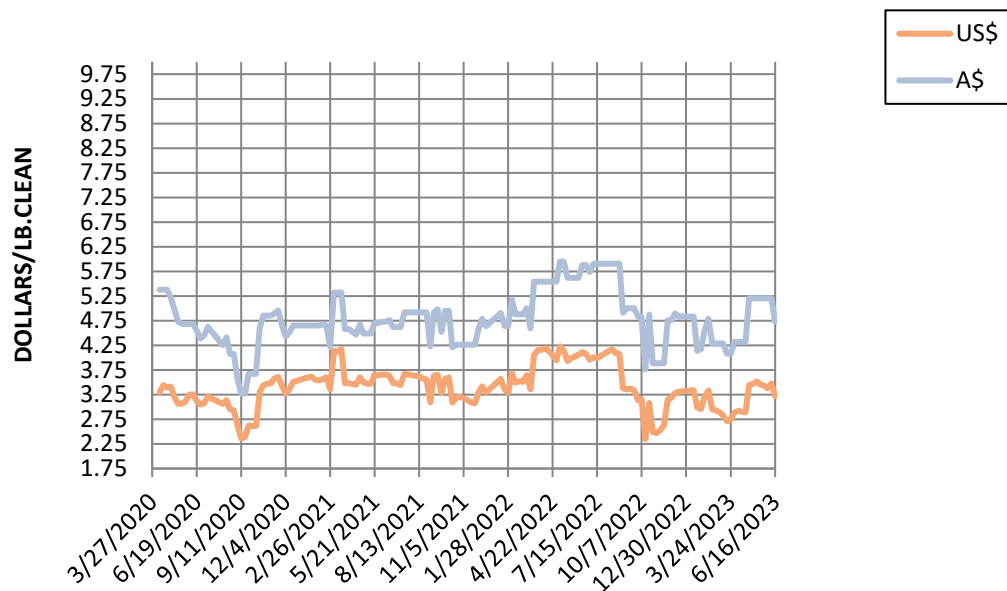
22 MICRON MARKET INDICATOR A\$ vs US\$



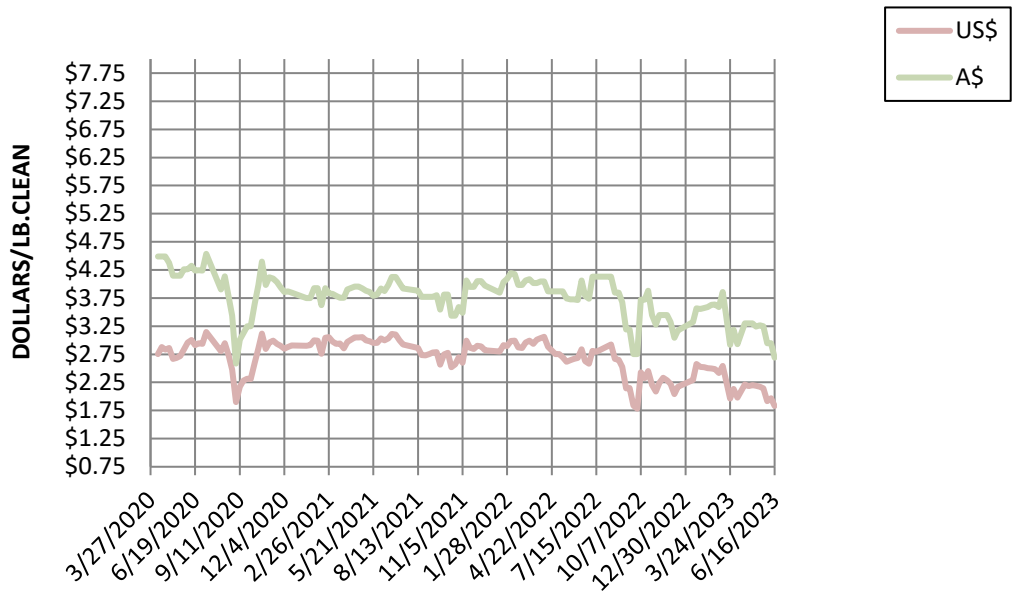
**23 MICRON MARKET INDICATOR A\$ vs US\$**



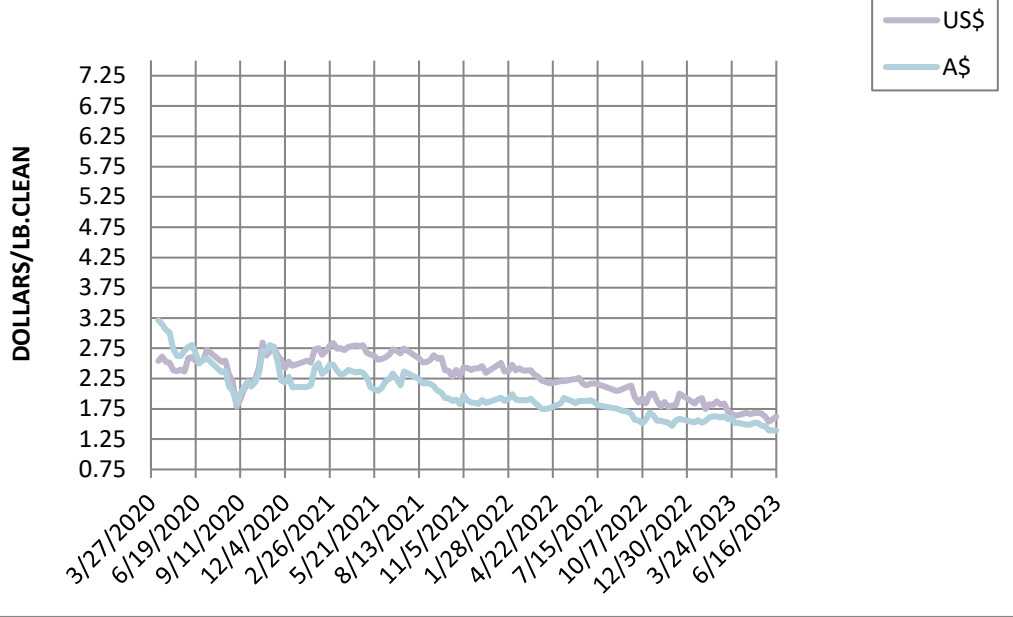
**24 MICRON MARKET INDICATOR A\$ vs US\$**



**25 MICRON MARKET INDICATOR      A\$ vs US\$**

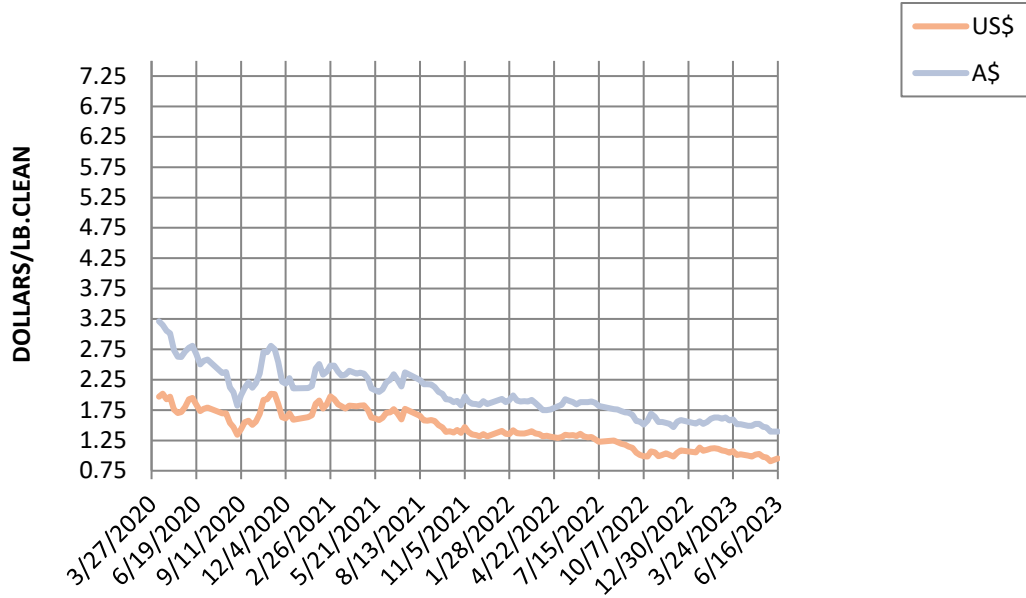


**26 MICRON MARKET INDICATOR      A\$ vs US\$**



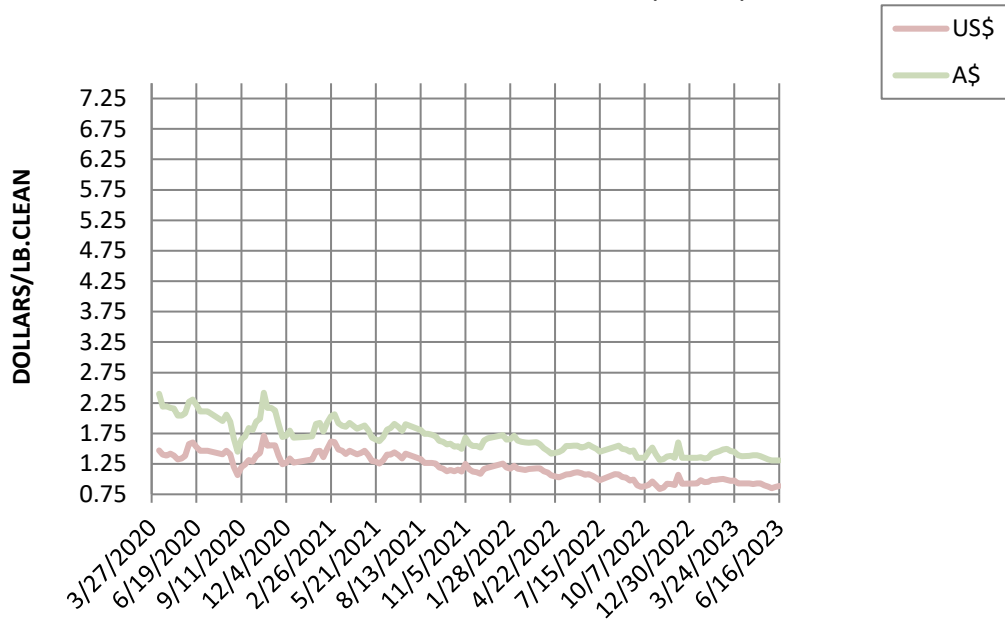
### 28 MICRON MARKET INDICATOR

A\$ vs US\$



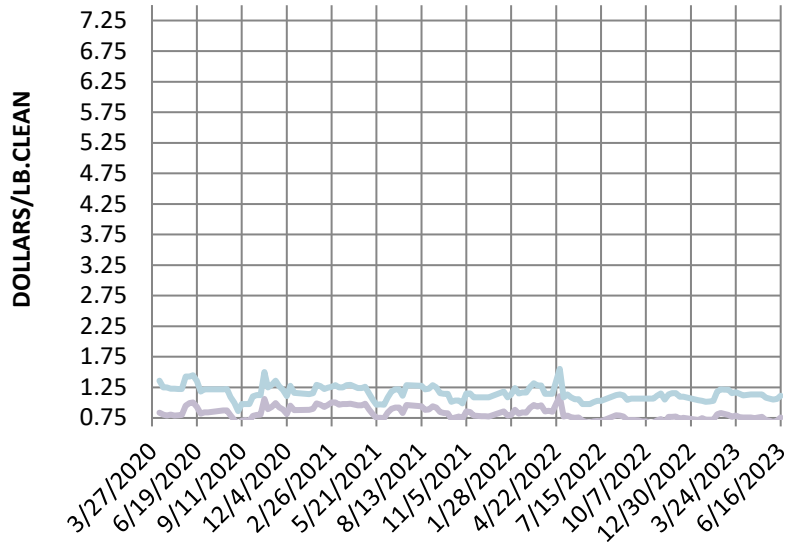
### 30 MICRON MARKET INDICATOR

A\$ vs US\$



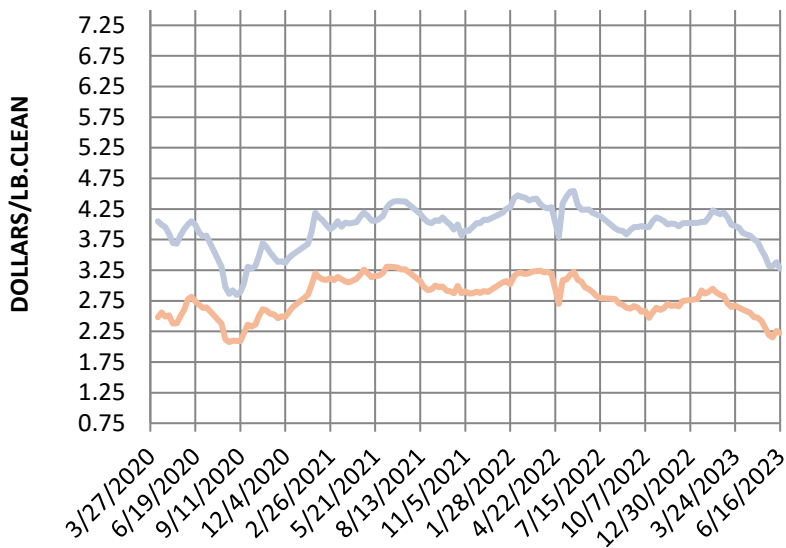
### 32 MICRON MARKET INDICATOR

A\$ vs US\$



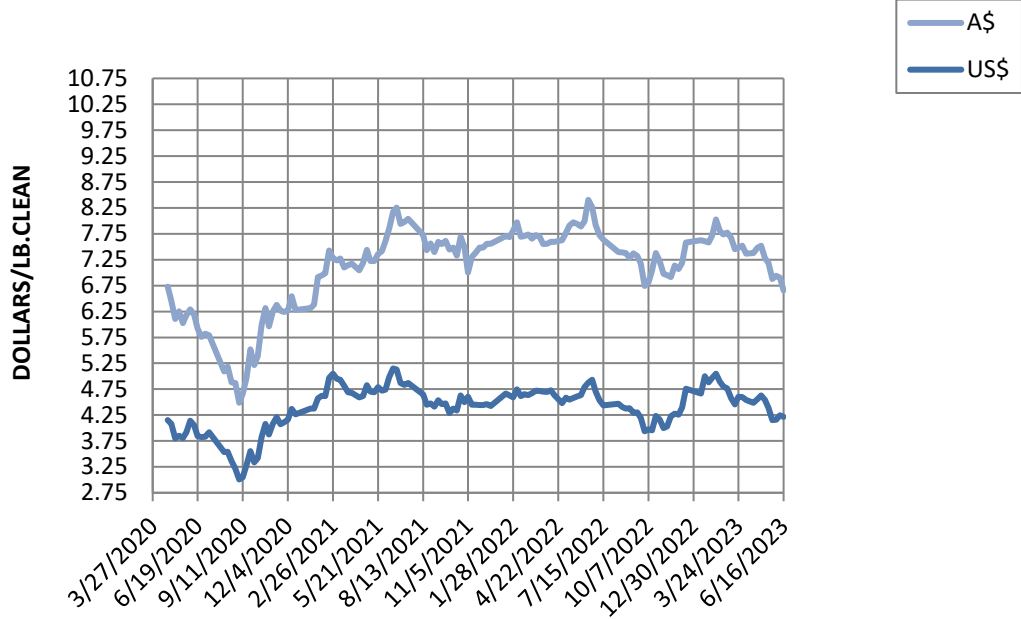
### MC MICRON MARKET INDICATOR

A\$ vs US\$

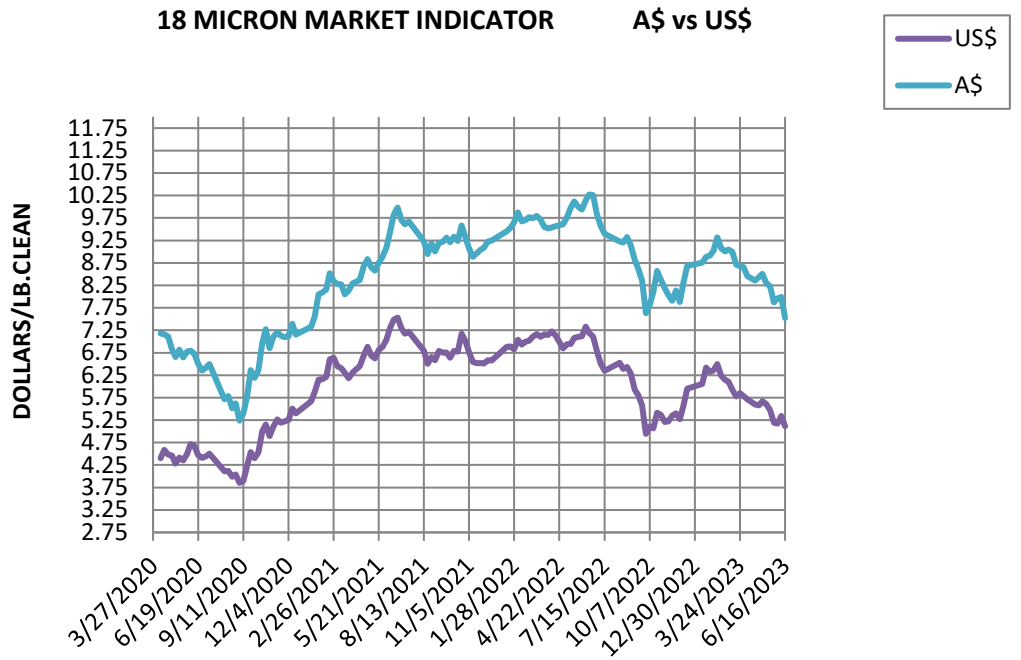




**19 MICRON MARKET INDICATOR A\$ vs US\$**



**18 MICRON MARKET INDICATOR A\$ vs US\$**



17 MICRON MARKET INDICATOR

A\$ vs US\$

