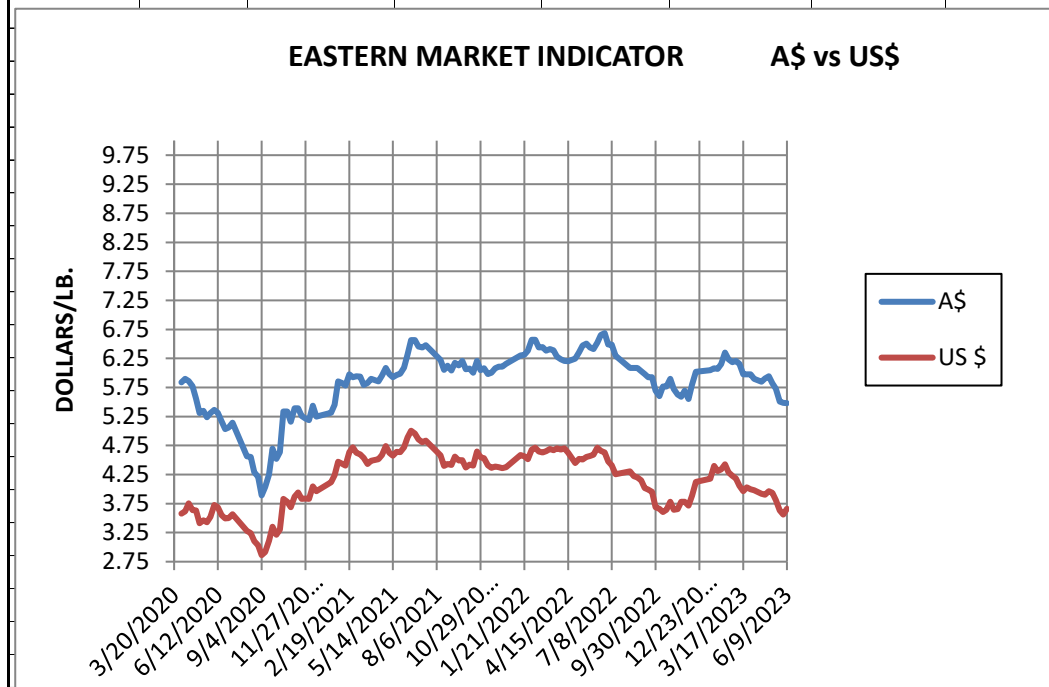


WEEK ENDING
JUNE 9, 2023

MARKET INDICATOR CHANGE		US \$/LB.		Clean on floor			
CATEGORY		6/9/2023		6/2/2023		Change	
		A\$	US\$	A\$	US\$	A\$	US\$
EASTERN MI		\$ 5.48	\$ 3.66	\$ 5.48	\$ 3.56	0.00	0.10
Micron							
	17	\$ 9.31	\$ 6.22	\$ 9.40	\$ 6.11	-0.09	0.12
	18	\$ 7.99	\$ 5.34	\$ 7.96	\$ 5.17	0.03	0.17
	19	\$ 6.90	\$ 4.61	\$ 6.94	\$ 4.51	-0.04	0.10
	20	\$ 6.35	\$ 4.25	\$ 6.40	\$ 4.16	-0.05	0.09
	21	\$ 6.06	\$ 4.05	\$ 6.12	\$ 3.98	-0.07	0.07
	22	\$ 5.70	\$ 3.81	\$ 5.87	\$ 3.82	-0.17	-0.01
	23	\$ 5.52	\$ 3.68	\$ 5.61	\$ 3.64	-0.10	0.04
	24	\$ 5.20	\$ 3.48	\$ 5.20	\$ 3.38	0.00	0.10
	25	\$ 2.95	\$ 1.97	\$ 2.95	\$ 1.91	0.00	0.05
	26	\$ 2.37	\$ 1.58	\$ 2.37	\$ 1.54	0.00	0.04
	28	\$ 1.39	\$ 0.93	\$ 1.39	\$ 0.91	0.00	0.03
	30	\$ 1.31	\$ 0.87	\$ 1.31	\$ 0.85	0.00	0.02
	32	\$ 1.06	\$ 0.71	\$ 1.05	\$ 0.68	0.01	0.02
	MC	\$ 3.38	\$ 2.26	\$ 3.32	\$ 2.15	0.07	0.11
CURRENCY (US \$/A \$)			\$ 0.6680		\$ 0.6495		0.0185



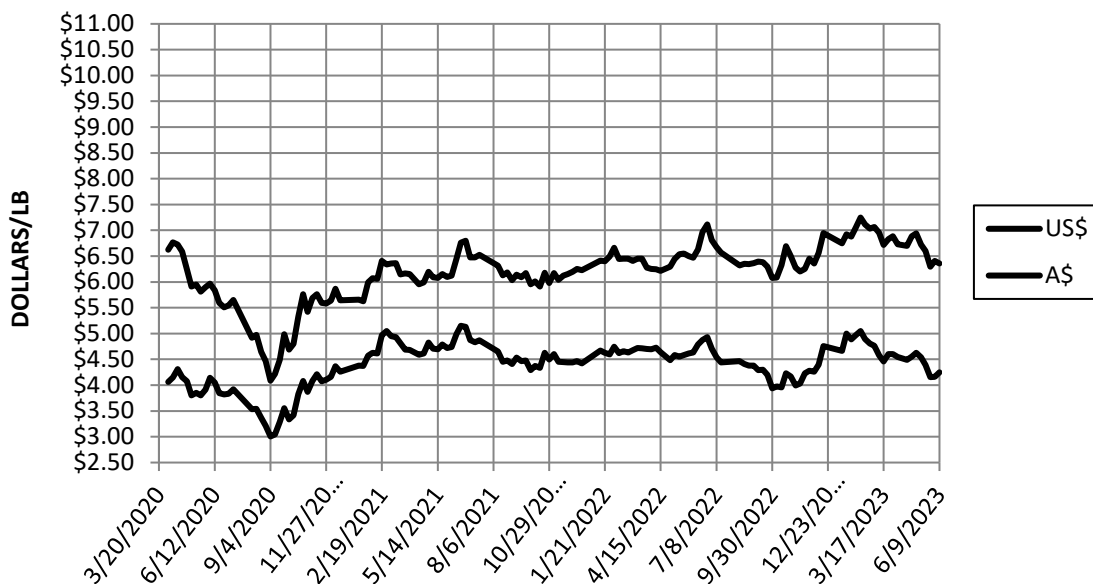
Information source: Wooltrak, Australian Wool Exchange, Weekly Market Review

WEEK ENDING
JUNE 9, 2023

MARKET INDICATOR CHANGES US \$/LB. Clean on floor

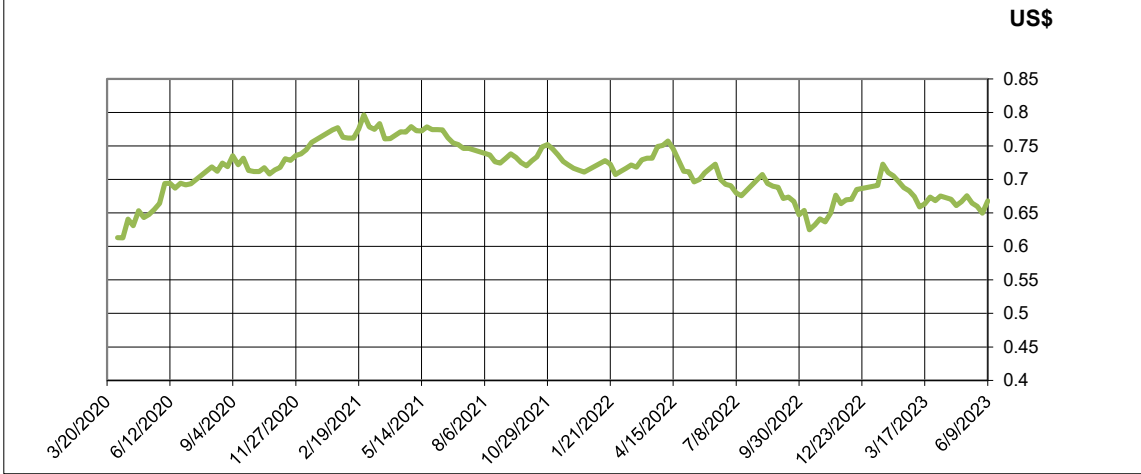
CATEGORY	6/9/2023		6/2/2023		Change	
	A\$	US\$	A\$	US\$	A\$	US\$
EASTERN MI	\$ 5.48	\$ 3.66	\$ 5.48	\$ 3.56	0.00	0.10
Micron						
17	\$ 9.31	\$ 6.22	\$ 9.40	\$ 6.11	-0.09	0.12
18	\$ 7.99	\$ 5.34	\$ 7.96	\$ 5.17	0.03	0.17
19	\$ 6.90	\$ 4.61	\$ 6.94	\$ 4.51	-0.04	0.10
20	\$ 6.35	\$ 4.25	\$ 6.40	\$ 4.16	-0.05	0.09
21	\$ 6.06	\$ 4.05	\$ 6.12	\$ 3.98	-0.07	0.07
22	\$ 5.70	\$ 3.81	\$ 5.87	\$ 3.82	-0.17	-0.01
23	\$ 5.52	\$ 3.68	\$ 5.61	\$ 3.64	-0.10	0.04
24	\$ 5.20	\$ 3.48	\$ 5.20	\$ 3.38	0.00	0.10
25	\$ 2.95	\$ 1.97	\$ 2.95	\$ 1.91	0.00	0.05
26	\$ 2.37	\$ 1.58	\$ 2.37	\$ 1.54	0.00	0.04
28	\$ 1.39	\$ 0.93	\$ 1.39	\$ 0.91	0.00	0.03
30	\$ 1.31	\$ 0.87	\$ 1.31	\$ 0.85	0.00	0.02
32	\$ 1.06	\$ 0.71	\$ 1.05	\$ 0.68	0.01	0.02
MC	\$ 3.38	\$ 2.26	\$ 3.32	\$ 2.15	0.07	0.11
CURRENCY (US \$/A \$)		\$ 0.6680		\$ 0.6495		0.0185

20 MICRON MARKET INDICATOR

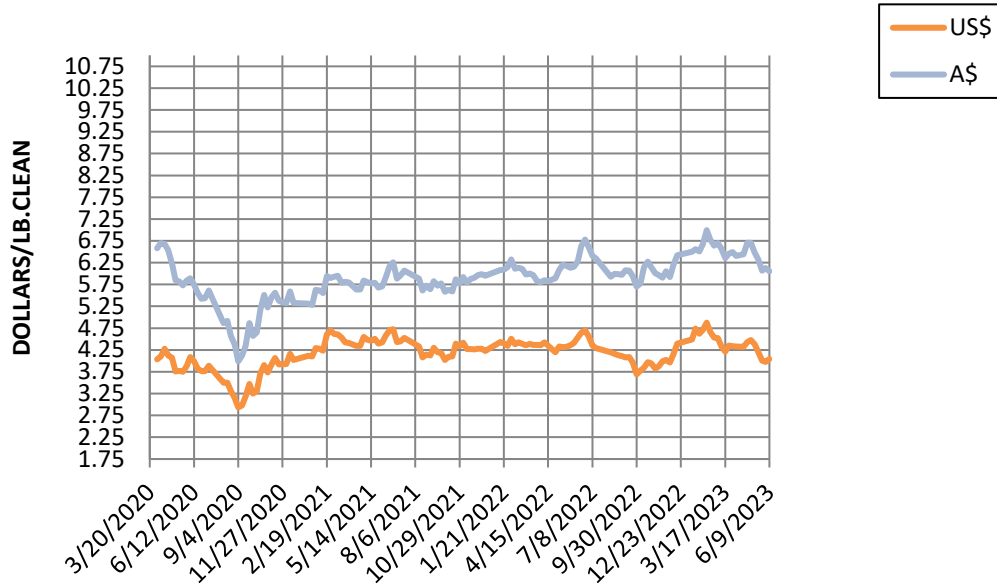


Information source: Wooltrak, Australian Wool Exchange, Weekly Market Review

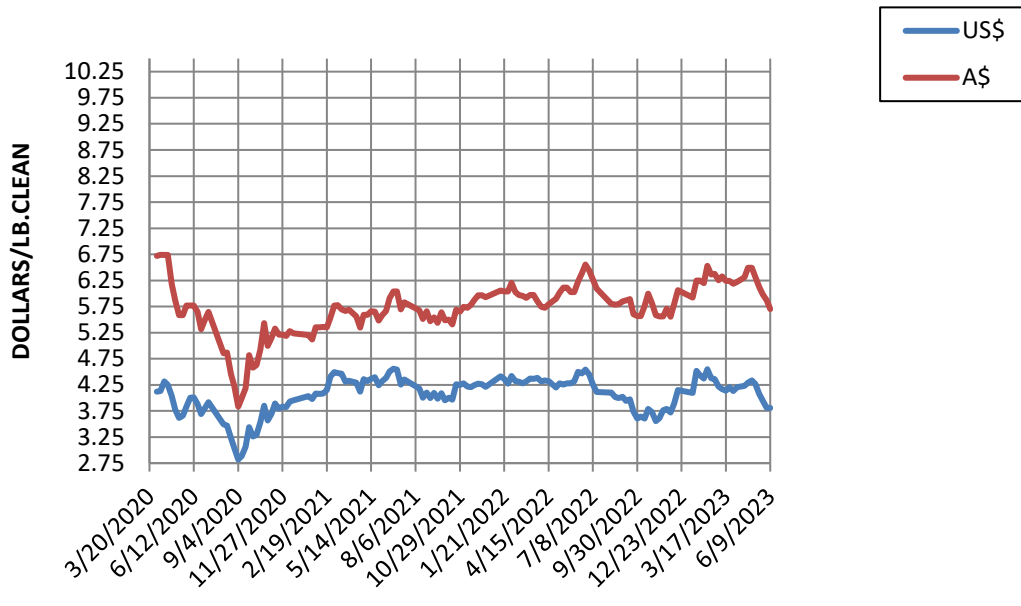
CURRENCY RATE (US\$:A\$)



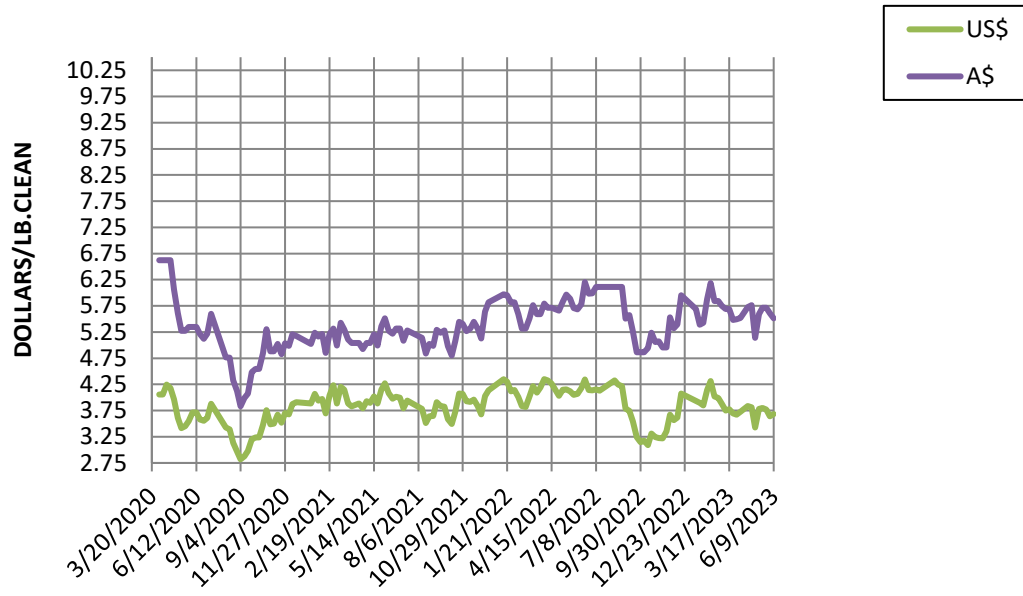
21 MICRON MARKET INDICATOR A\$ vs US\$



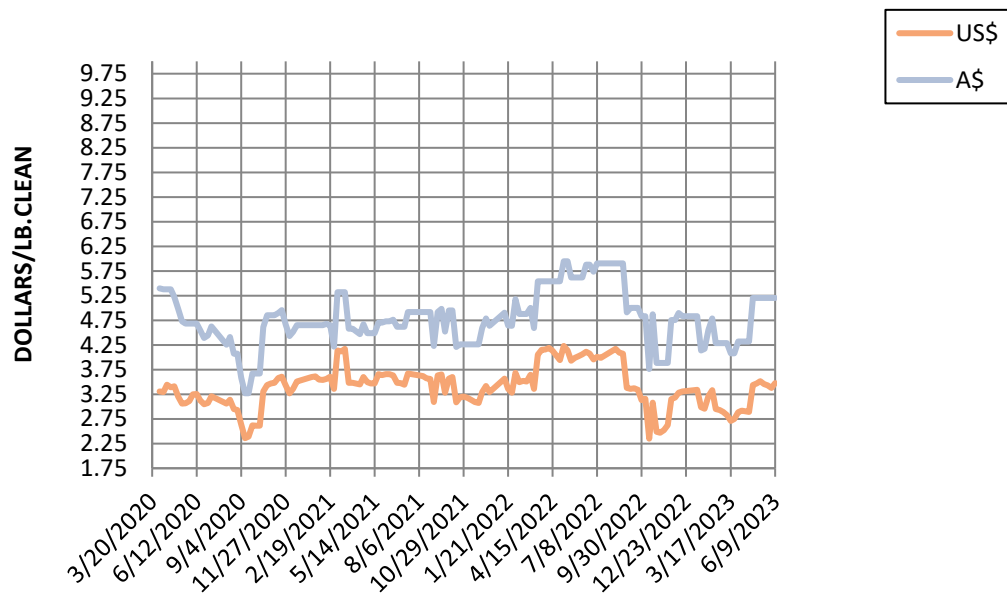
22 MICRON MARKET INDICATOR A\$ vs US\$



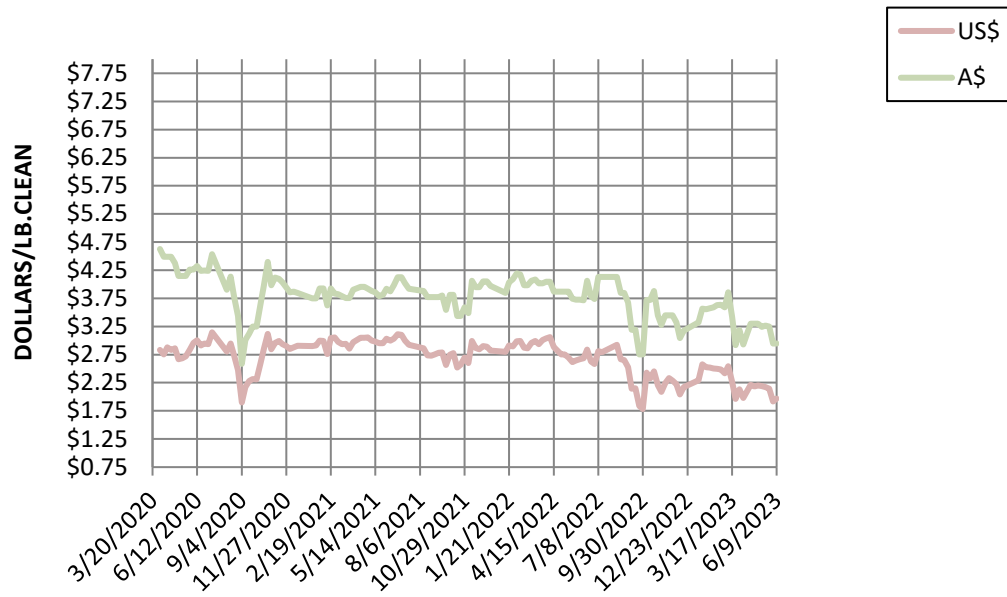
23 MICRON MARKET INDICATOR A\$ vs US\$



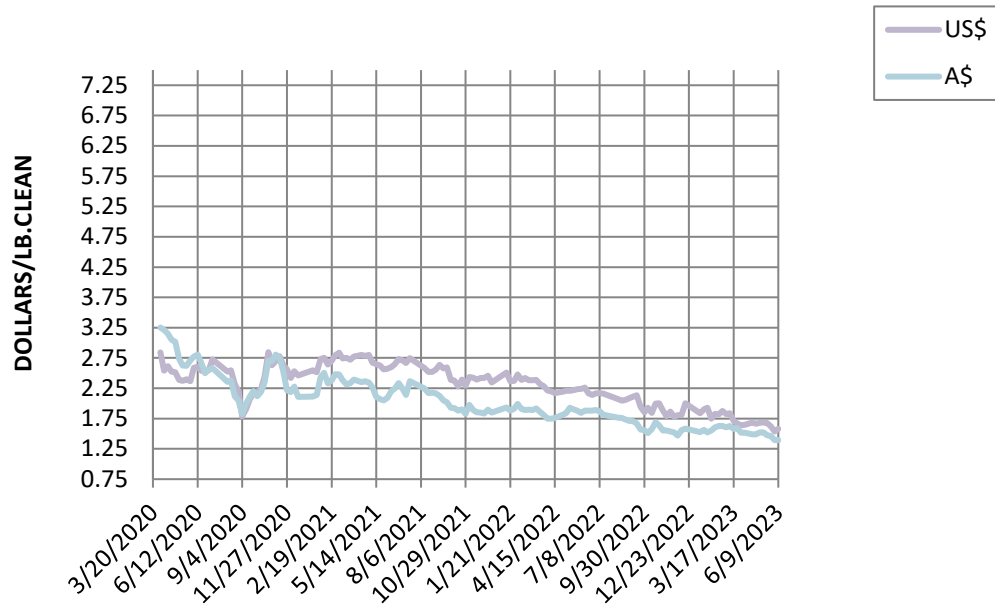
24 MICRON MARKET INDICATOR A\$ vs US\$



25 MICRON MARKET INDICATOR A\$ vs US\$

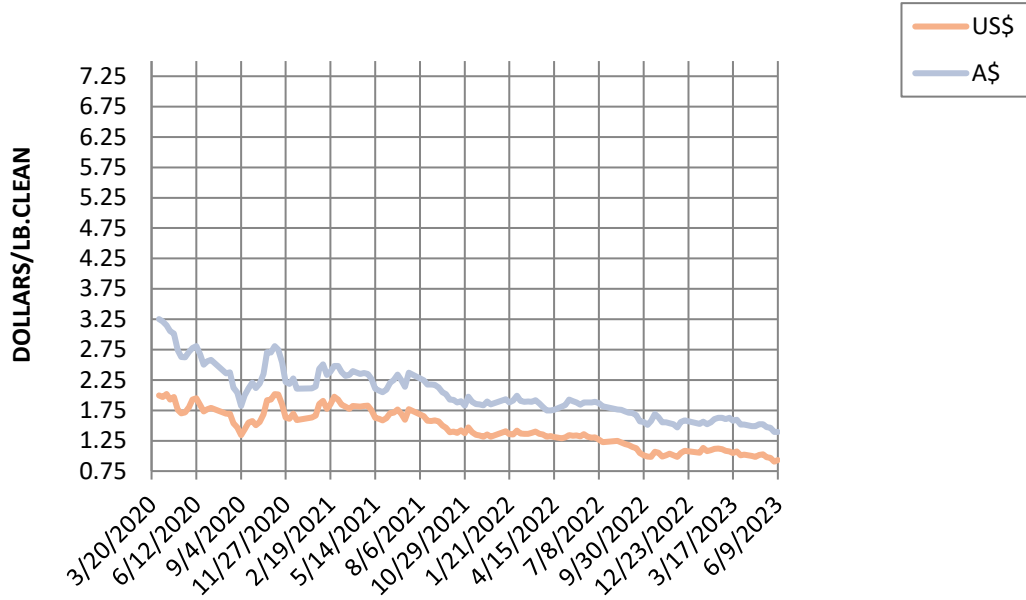


26 MICRON MARKET INDICATOR A\$ vs US\$



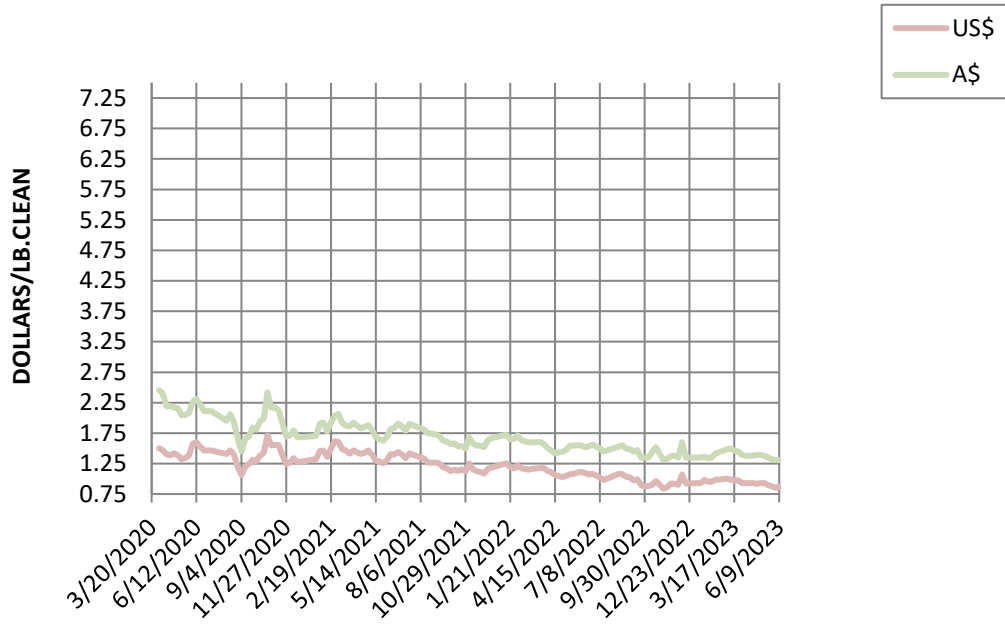
28 MICRON MARKET INDICATOR

A\$ vs US\$



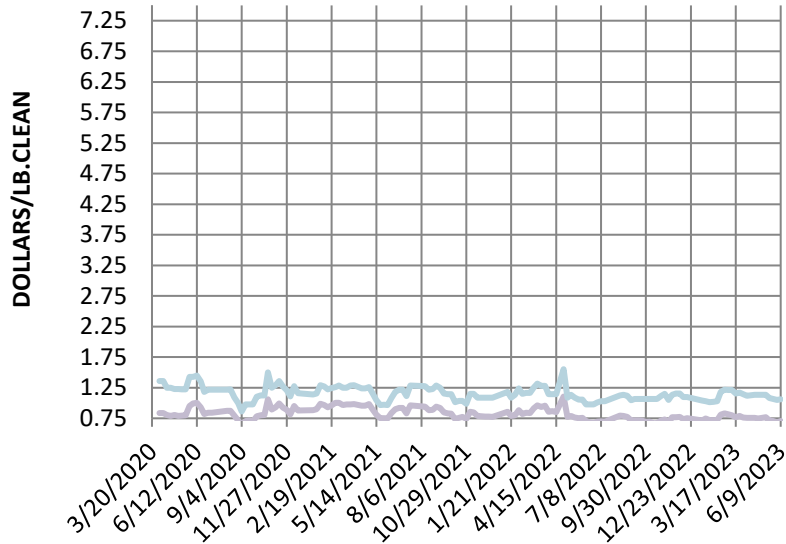
30 MICRON MARKET INDICATOR

A\$ vs US\$



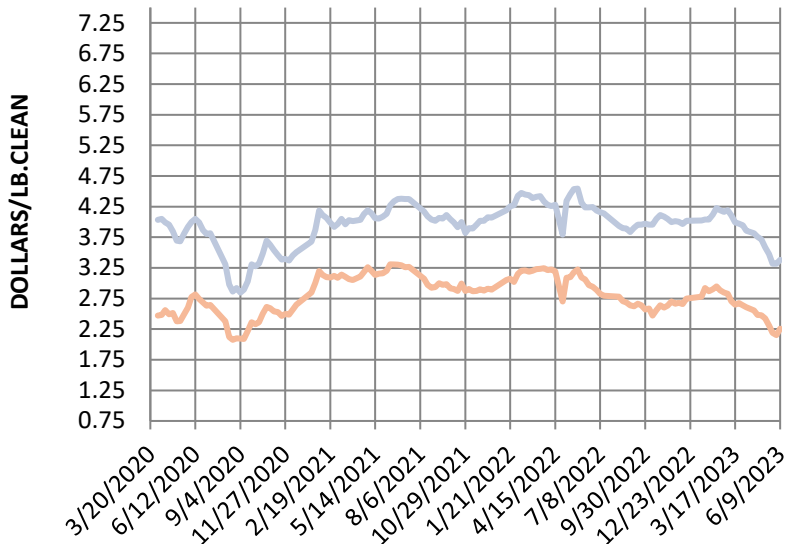
32 MICRON MARKET INDICATOR

A\$ vs US\$

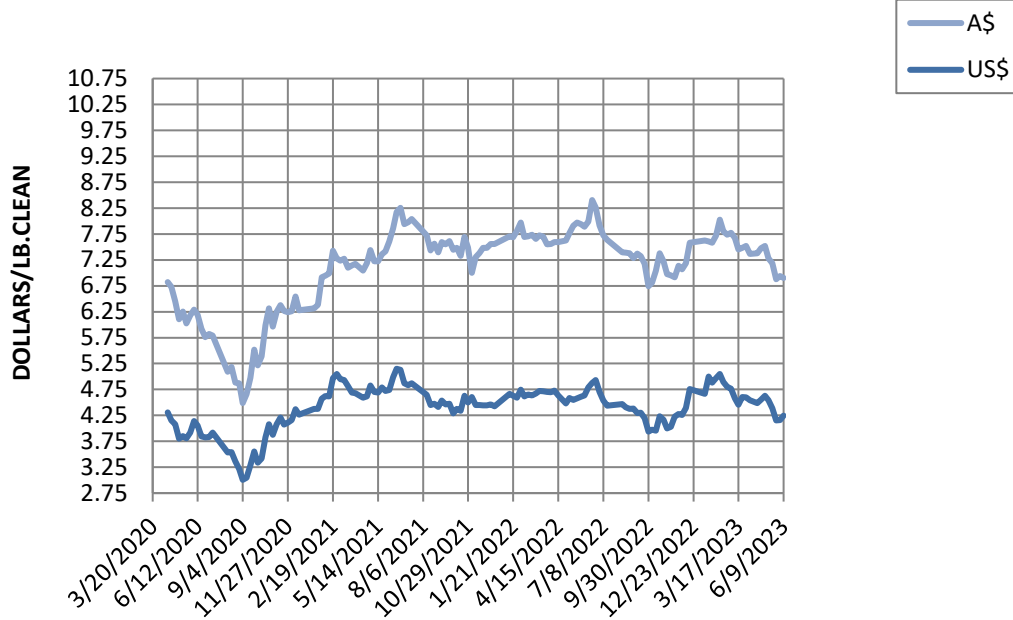


MC MICRON MARKET INDICATOR

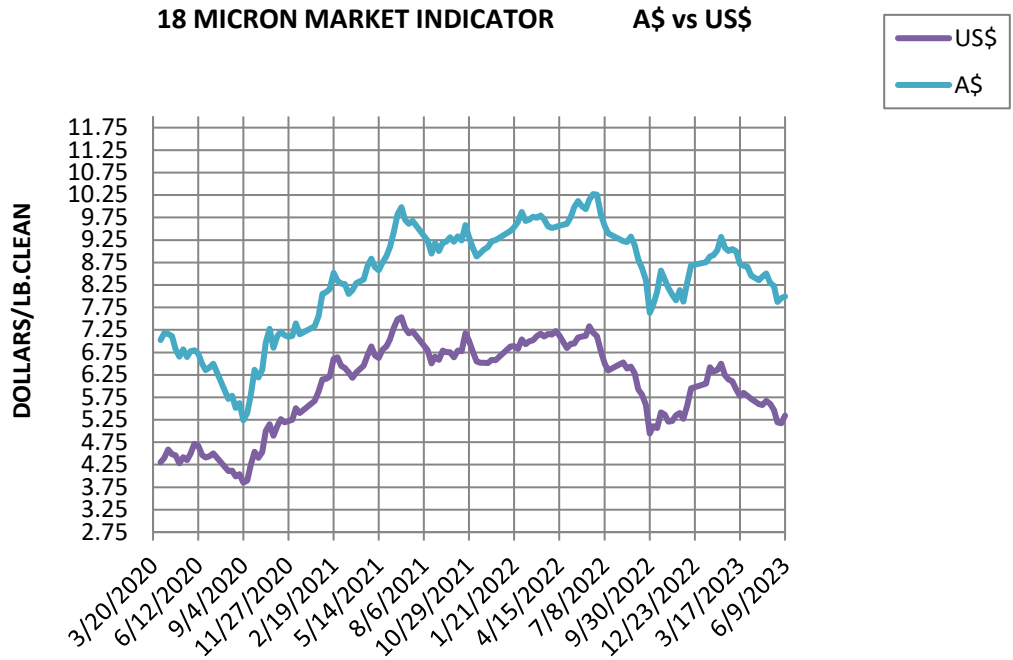
A\$ vs US\$



19 MICRON MARKET INDICATOR A\$ vs US\$



18 MICRON MARKET INDICATOR A\$ vs US\$



17 MICRON MARKET INDICATOR

A\$ vs US\$

