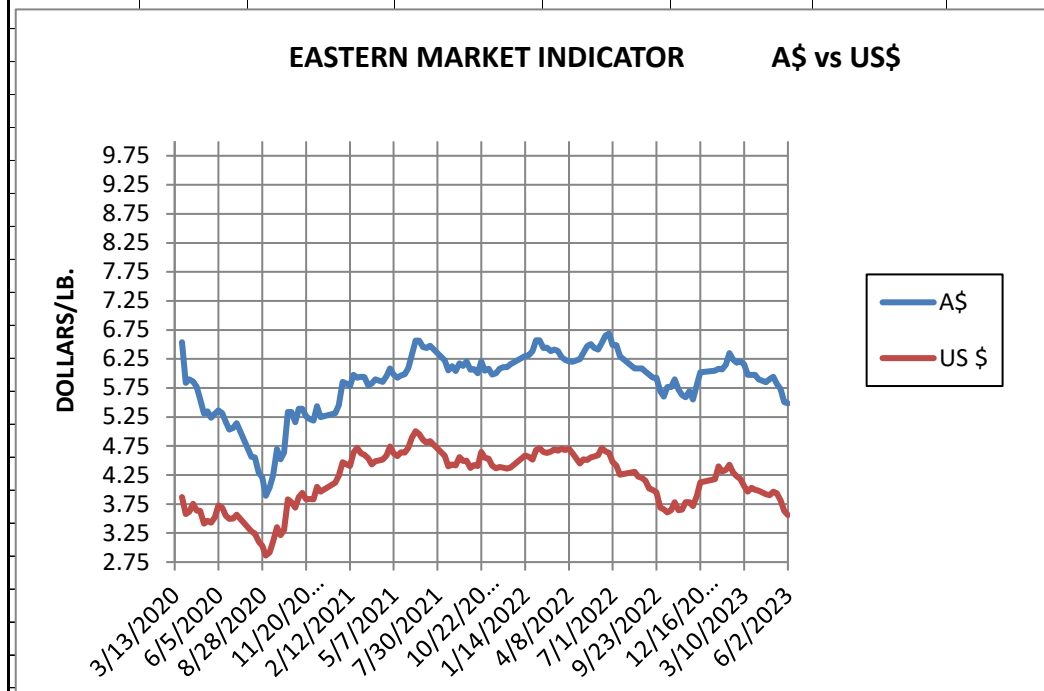


WEEK ENDING  
JUNE 2, 2023

MARKET INDICATOR CHANGE		US \$/LB.		Clean on floor			
CATEGORY		6/2/2023		5/26/2023		Change	
		A\$	US\$	A\$	US\$	A\$	US\$
EASTERN MI		\$ 5.48	\$ 3.56	\$ 5.51	\$ 3.63	-0.02	-0.07
Micron							
	17	\$ 9.40	\$ 6.11	\$ 9.35	\$ 6.17	0.05	-0.06
	18	\$ 7.96	\$ 5.17	\$ 7.87	\$ 5.19	0.09	-0.02
	19	\$ 6.94	\$ 4.51	\$ 6.88	\$ 4.54	0.06	-0.03
	20	\$ 6.40	\$ 4.16	\$ 6.30	\$ 4.15	0.11	0.01
	21	\$ 6.12	\$ 3.98	\$ 6.07	\$ 4.00	0.06	-0.03
	22	\$ 5.87	\$ 3.82	\$ 5.98	\$ 3.95	-0.11	-0.13
	23	\$ 5.61	\$ 3.64	\$ 5.72	\$ 3.77	-0.10	-0.13
	24	\$ 5.20	\$ 3.38	\$ 5.20	\$ 3.43	0.00	-0.05
	25	\$ 2.95	\$ 1.91	\$ 3.25	\$ 2.14	-0.30	-0.23
	26	\$ 2.37	\$ 1.54	\$ 2.46	\$ 1.62	-0.09	-0.08
	28	\$ 1.39	\$ 0.91	\$ 1.47	\$ 0.97	-0.07	-0.06
	30	\$ 1.31	\$ 0.85	\$ 1.32	\$ 0.87	-0.02	-0.03
	32	\$ 1.05	\$ 0.68	\$ 1.07	\$ 0.70	-0.01	-0.02
	MC	\$ 3.32	\$ 2.15	\$ 3.32	\$ 2.19	0.00	-0.04
CURRENCY (US \$/A \$)			\$ 0.6495		\$ 0.6599		-0.0104



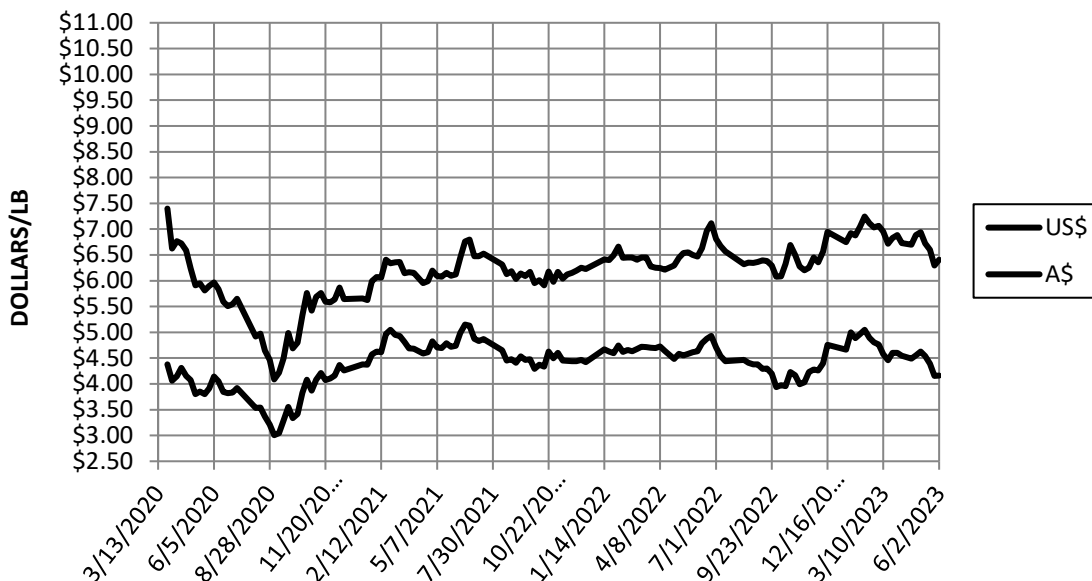
Information source: Wooltrak, Australian Wool Exchange, Weekly Market Review

WEEK ENDING  
JUNE 2, 2023

**MARKET INDICATOR CHANGES** US \$/LB. Clean on floor

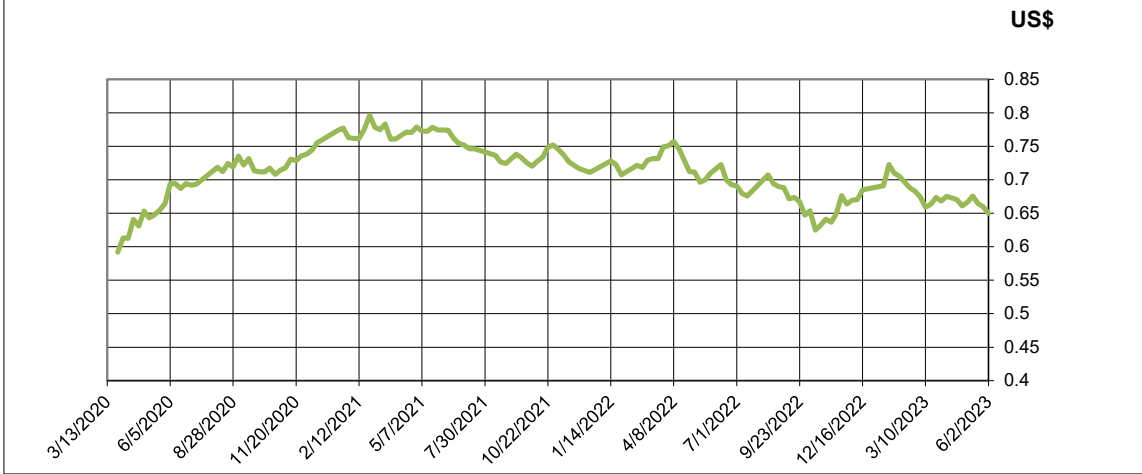
CATEGORY	6/2/2023		5/26/2023		Change	
	A\$	US\$	A\$	US\$	A\$	US\$
EASTERN MI	\$ 5.48	\$ 3.56	\$ 5.51	\$ 3.63	-0.02	-0.07
Micron						
17	\$ 9.40	\$ 6.11	\$ 9.35	\$ 6.17	0.05	-0.06
18	\$ 7.96	\$ 5.17	\$ 7.87	\$ 5.19	0.09	-0.02
19	\$ 6.94	\$ 4.51	\$ 6.88	\$ 4.54	0.06	-0.03
20	\$ 6.40	\$ 4.16	\$ 6.30	\$ 4.15	0.11	0.01
21	\$ 6.12	\$ 3.98	\$ 6.07	\$ 4.00	0.06	-0.03
22	\$ 5.87	\$ 3.82	\$ 5.98	\$ 3.95	-0.11	-0.13
23	\$ 5.61	\$ 3.64	\$ 5.72	\$ 3.77	-0.10	-0.13
24	\$ 5.20	\$ 3.38	\$ 5.20	\$ 3.43	0.00	-0.05
25	\$ 2.95	\$ 1.91	\$ 3.25	\$ 2.14	-0.30	-0.23
26	\$ 2.37	\$ 1.54	\$ 2.46	\$ 1.62	-0.09	-0.08
28	\$ 1.39	\$ 0.91	\$ 1.47	\$ 0.97	-0.07	-0.06
30	\$ 1.31	\$ 0.85	\$ 1.32	\$ 0.87	-0.02	-0.03
32	\$ 1.05	\$ 0.68	\$ 1.07	\$ 0.70	-0.01	-0.02
MC	\$ 3.32	\$ 2.15	\$ 3.32	\$ 2.19	0.00	-0.04
CURRENCY (US \$/A \$)		\$ 0.6495		\$ 0.6599		-0.0104

**20 MICRON MARKET INDICATOR**

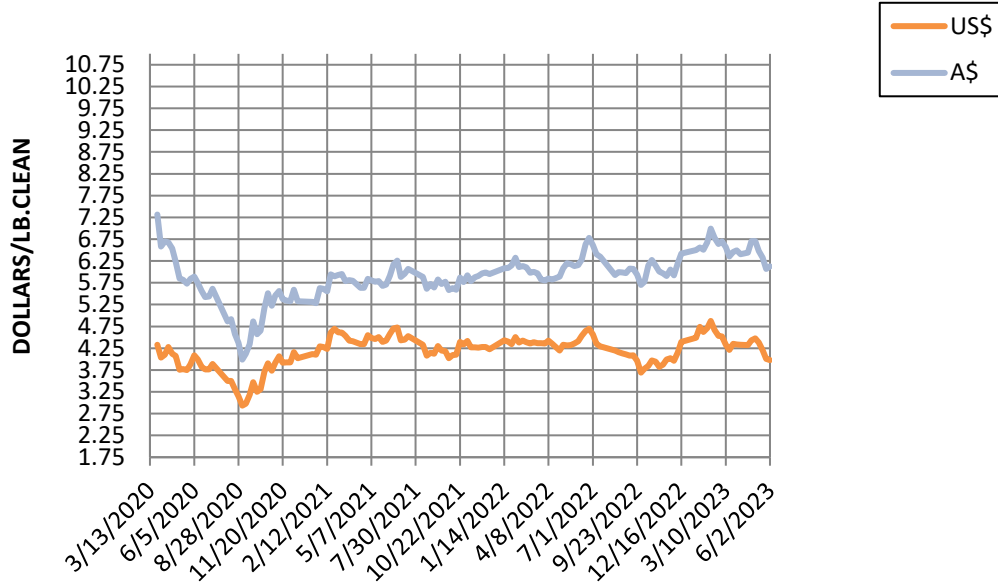


Information source: Wooltrak, Australian Wool Exchange, Weekly Market Review

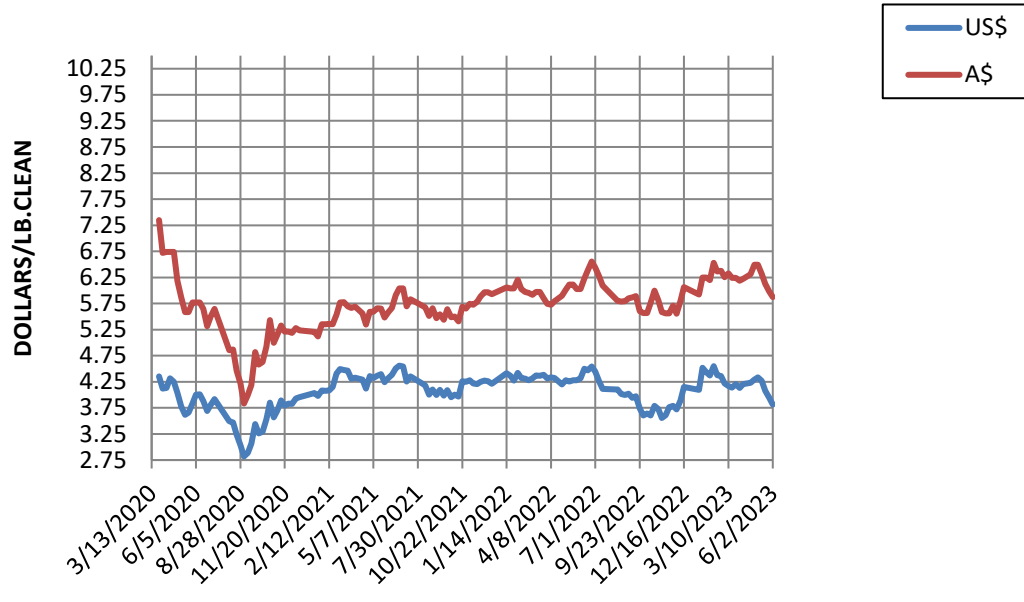
### CURRENCY RATE (US\$:A\$)



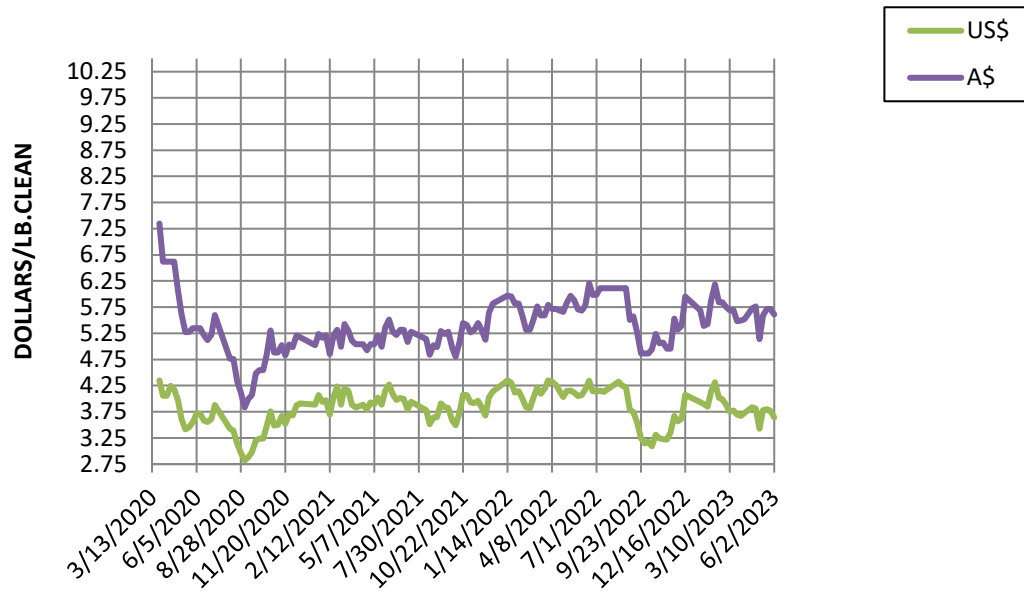
21 MICRON MARKET INDICATOR A\$ vs US\$



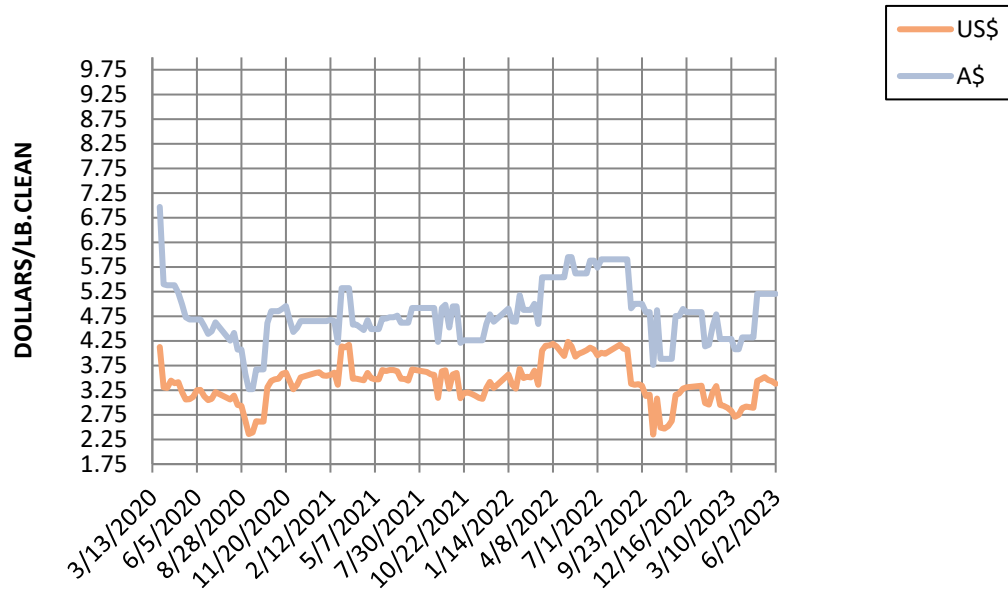
22 MICRON MARKET INDICATOR A\$ vs US\$



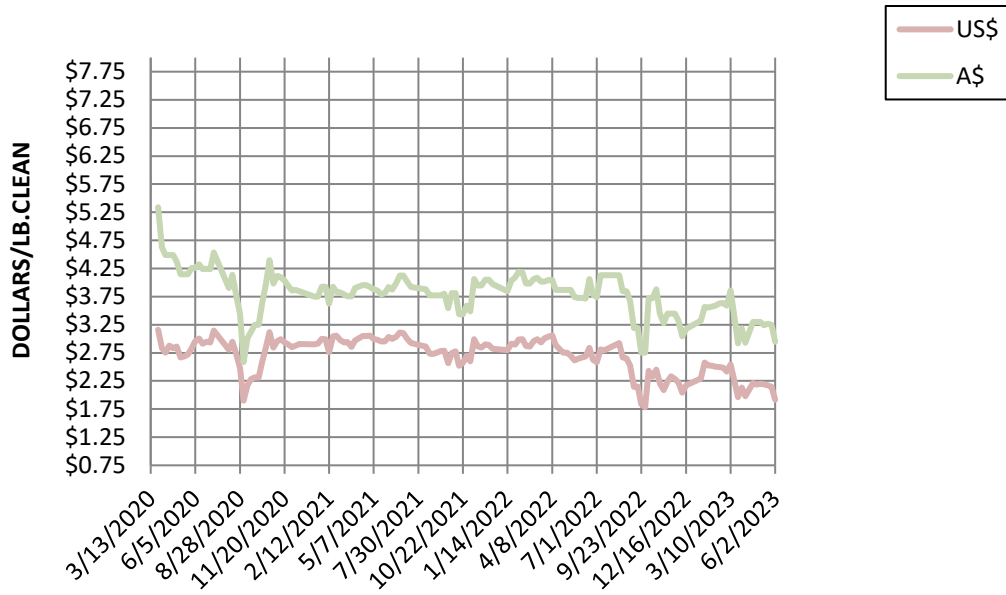
23 MICRON MARKET INDICATOR A\$ vs US\$



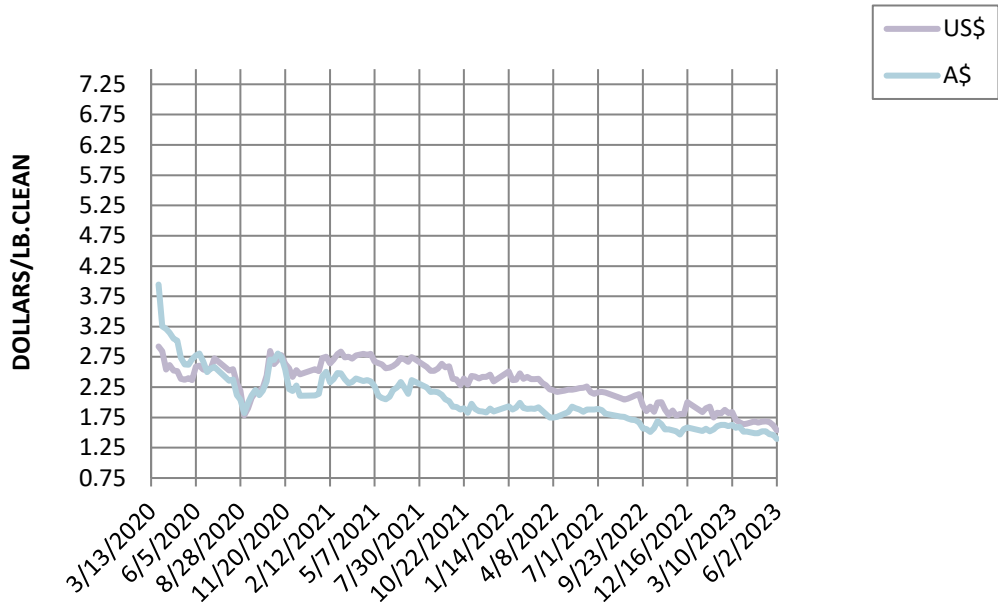
24 MICRON MARKET INDICATOR A\$ vs US\$



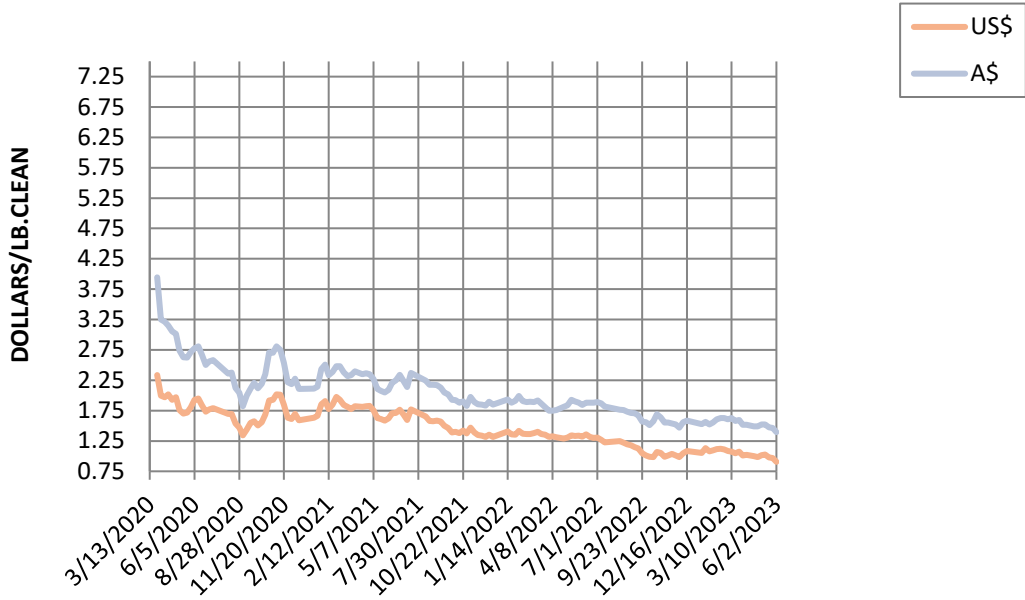
25 MICRON MARKET INDICATOR A\$ vs US\$



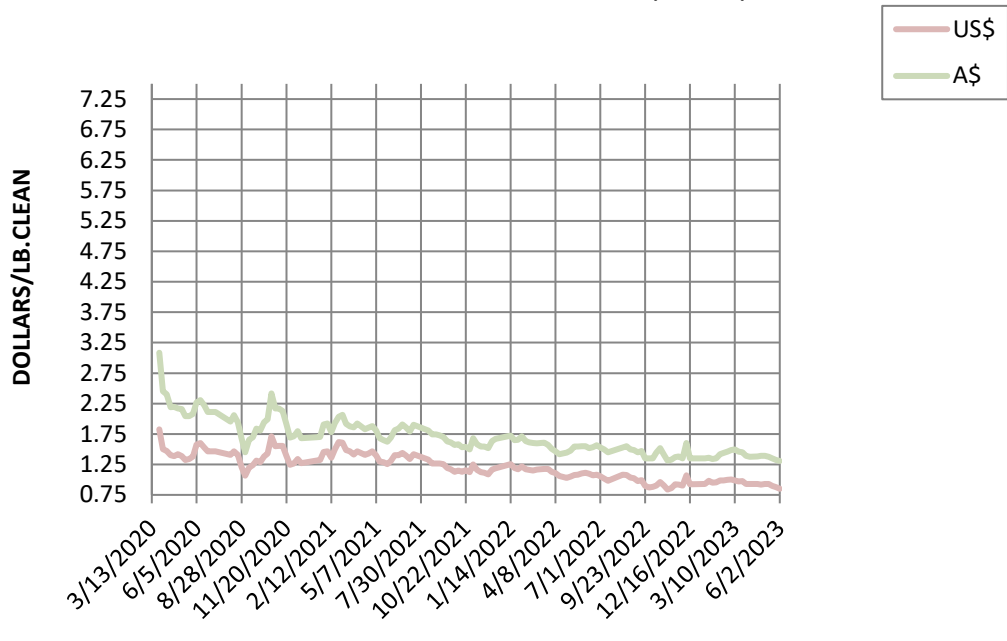
26 MICRON MARKET INDICATOR A\$ vs US\$



28 MICRON MARKET INDICATOR A\$ vs US\$

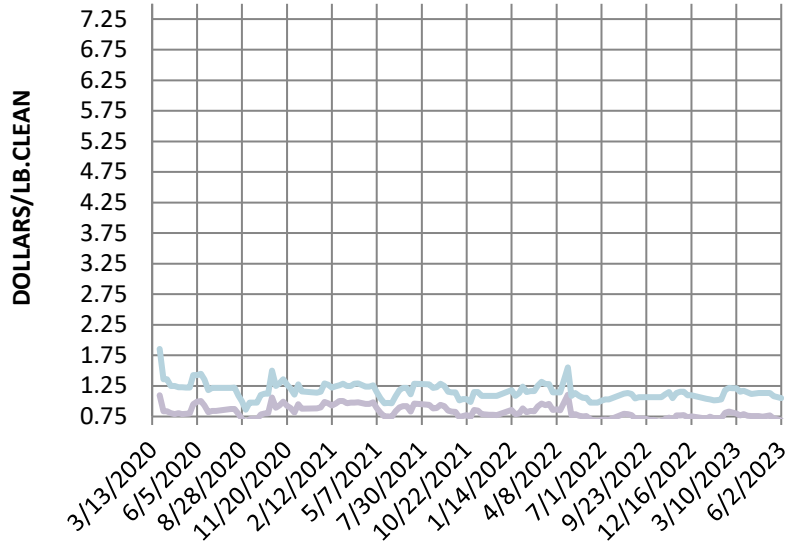


30 MICRON MARKET INDICATOR A\$ vs US\$



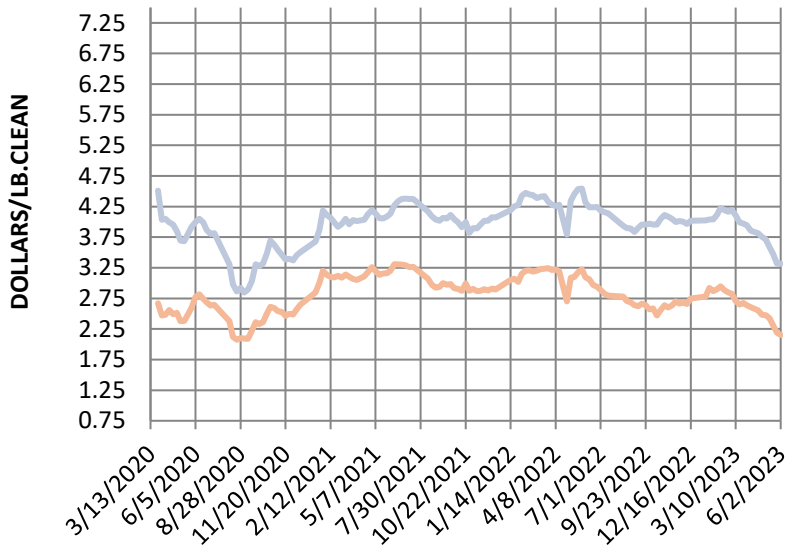
### 32 MICRON MARKET INDICATOR

A\$ vs US\$



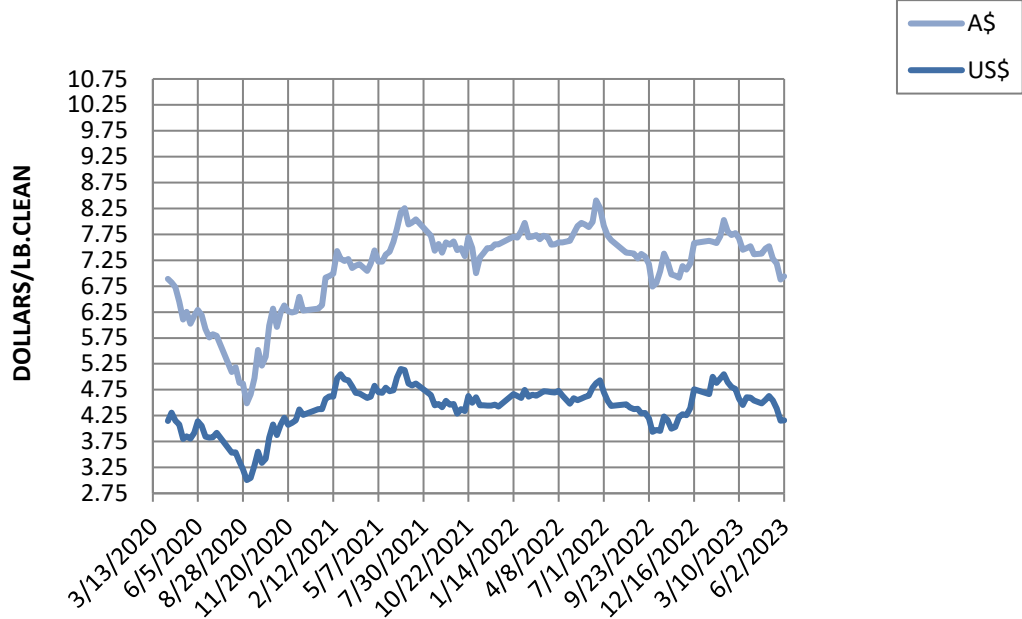
### MC MICRON MARKET INDICATOR

A\$ vs US\$

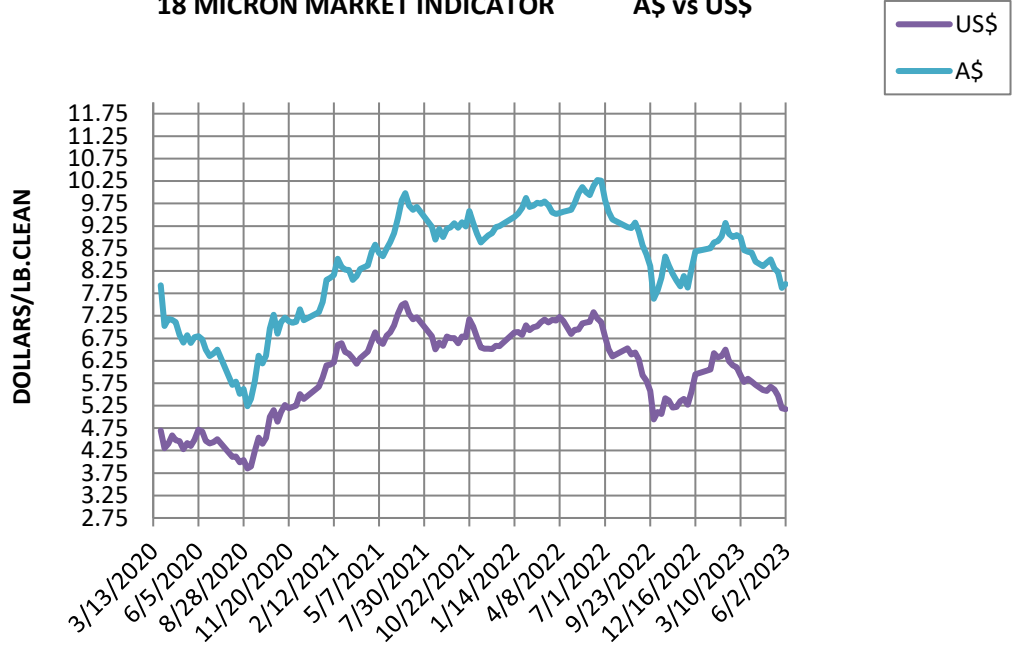




**19 MICRON MARKET INDICATOR      A\$ vs US\$**



**18 MICRON MARKET INDICATOR      A\$ vs US\$**



# 17 MICRON MARKET INDICATOR

## A\$ vs US\$

