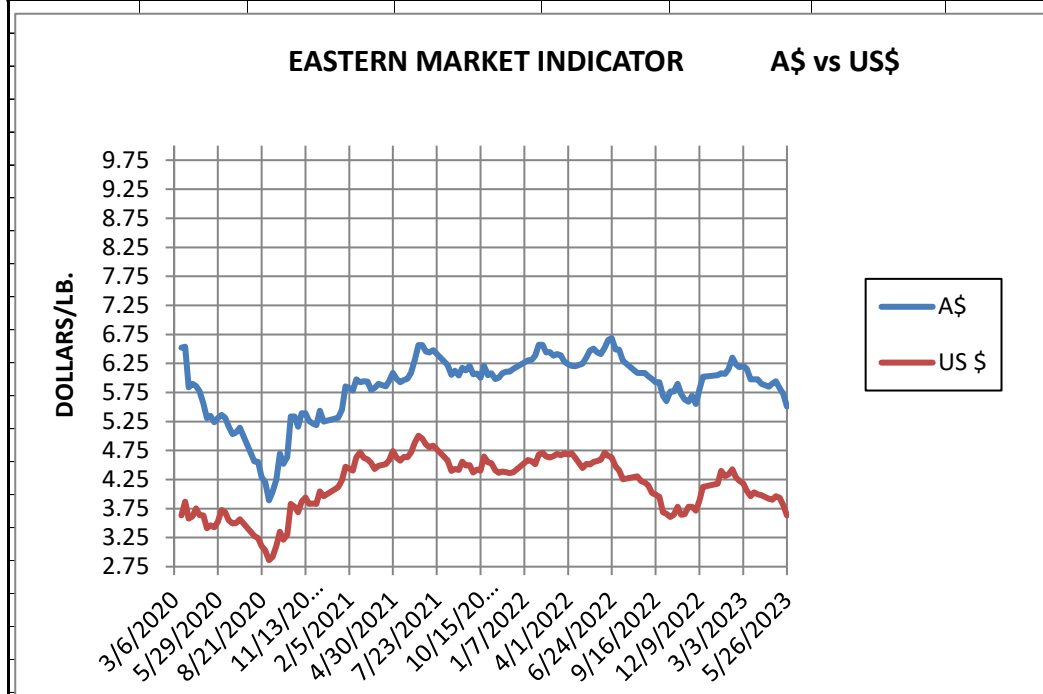


WEEK ENDING
MAY 26, 2023

MARKET INDICATOR CHANGE		US \$/LB.		Clean on floor			
CATEGORY		5/26/2023		5/19/2023		Change	
		A\$	US\$	A\$	US\$	A\$	US\$
EASTERN MI		\$ 5.51	\$ 3.63	\$ 5.73	\$ 3.81	-0.22	-0.17
Micron							
	17	\$ 9.35	\$ 6.17	\$ 9.82	\$ 6.53	-0.47	-0.36
	18	\$ 7.87	\$ 5.19	\$ 8.23	\$ 5.47	-0.36	-0.28
	19	\$ 6.88	\$ 4.54	\$ 7.19	\$ 4.78	-0.31	-0.24
	20	\$ 6.30	\$ 4.15	\$ 6.60	\$ 4.39	-0.31	-0.23
	21	\$ 6.07	\$ 4.00	\$ 6.32	\$ 4.20	-0.26	-0.20
	22	\$ 5.98	\$ 3.95	\$ 6.13	\$ 4.07	-0.15	-0.13
	23	\$ 5.72	\$ 3.77	\$ 5.72	\$ 3.80	0.00	-0.03
	24	\$ 5.20	\$ 3.43	\$ 5.20	\$ 3.46	0.00	-0.03
	25	\$ 3.25	\$ 2.14	\$ 3.27	\$ 2.17	-0.02	-0.03
	26	\$ 2.46	\$ 1.62	\$ 2.52	\$ 1.67	-0.06	-0.05
	28	\$ 1.47	\$ 0.97	\$ 1.47	\$ 0.98	-0.01	-0.01
	30	\$ 1.32	\$ 0.87	\$ 1.35	\$ 0.90	-0.02	-0.02
	32	\$ 1.07	\$ 0.70	\$ 1.08	\$ 0.72	-0.01	-0.01
	MC	\$ 3.32	\$ 2.19	\$ 3.47	\$ 2.31	-0.16	-0.12
CURRENCY (US \$/A \$)			\$ 0.6599		\$ 0.6648		-0.0049



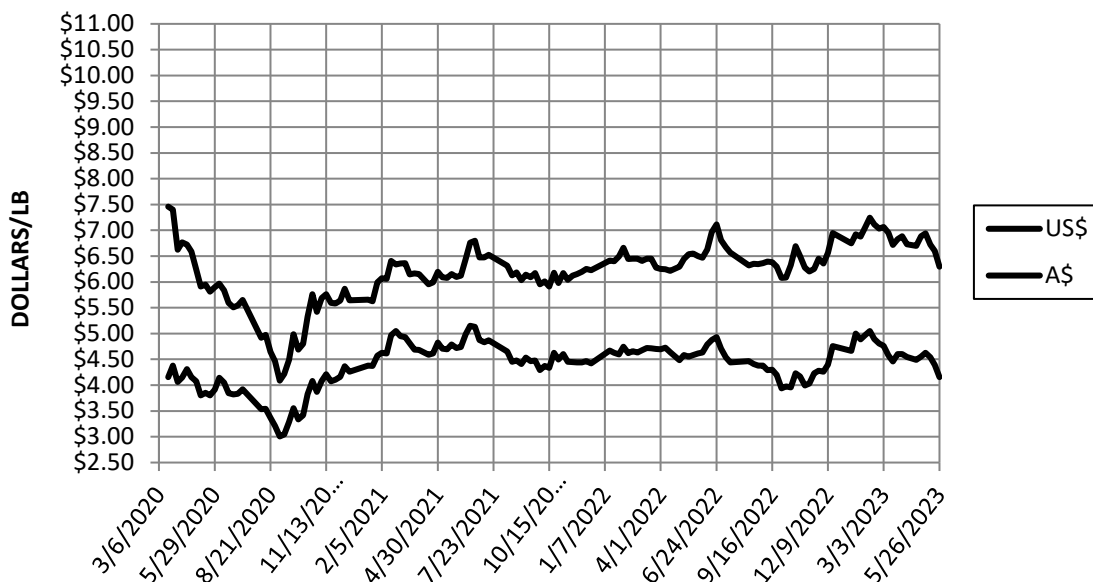
Information source: Wooltrak, Australian Wool Exchange, Weekly Market Review

WEEK ENDING
MAY 26, 2023

MARKET INDICATOR CHANGES US \$/LB. Clean on floor

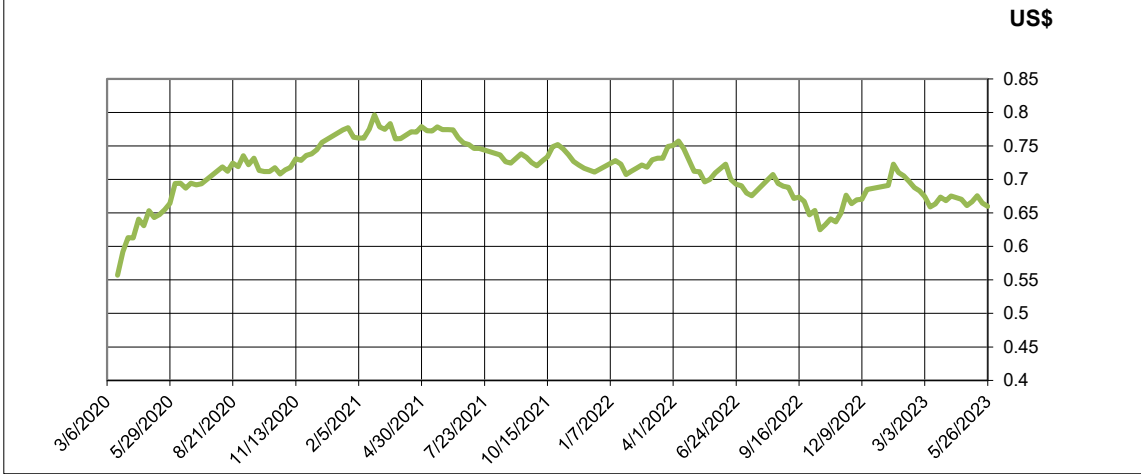
CATEGORY	5/26/2023		5/19/2023		Change	
	A\$	US\$	A\$	US\$	A\$	US\$
EASTERN MI	\$ 5.51	\$ 3.63	\$ 5.73	\$ 3.81	-0.22	-0.17
Micron						
17	\$ 9.35	\$ 6.17	\$ 9.82	\$ 6.53	-0.47	-0.36
18	\$ 7.87	\$ 5.19	\$ 8.23	\$ 5.47	-0.36	-0.28
19	\$ 6.88	\$ 4.54	\$ 7.19	\$ 4.78	-0.31	-0.24
20	\$ 6.30	\$ 4.15	\$ 6.60	\$ 4.39	-0.31	-0.23
21	\$ 6.07	\$ 4.00	\$ 6.32	\$ 4.20	-0.26	-0.20
22	\$ 5.98	\$ 3.95	\$ 6.13	\$ 4.07	-0.15	-0.13
23	\$ 5.72	\$ 3.77	\$ 5.72	\$ 3.80	0.00	-0.03
24	\$ 5.20	\$ 3.43	\$ 5.20	\$ 3.46	0.00	-0.03
25	\$ 3.25	\$ 2.14	\$ 3.27	\$ 2.17	-0.02	-0.03
26	\$ 2.46	\$ 1.62	\$ 2.52	\$ 1.67	-0.06	-0.05
28	\$ 1.47	\$ 0.97	\$ 1.47	\$ 0.98	-0.01	-0.01
30	\$ 1.32	\$ 0.87	\$ 1.35	\$ 0.90	-0.02	-0.02
32	\$ 1.07	\$ 0.70	\$ 1.08	\$ 0.72	-0.01	-0.01
MC	\$ 3.32	\$ 2.19	\$ 3.47	\$ 2.31	-0.16	-0.12
CURRENCY (US \$/A \$)		\$ 0.6599		\$ 0.6648		-0.0049

20 MICRON MARKET INDICATOR

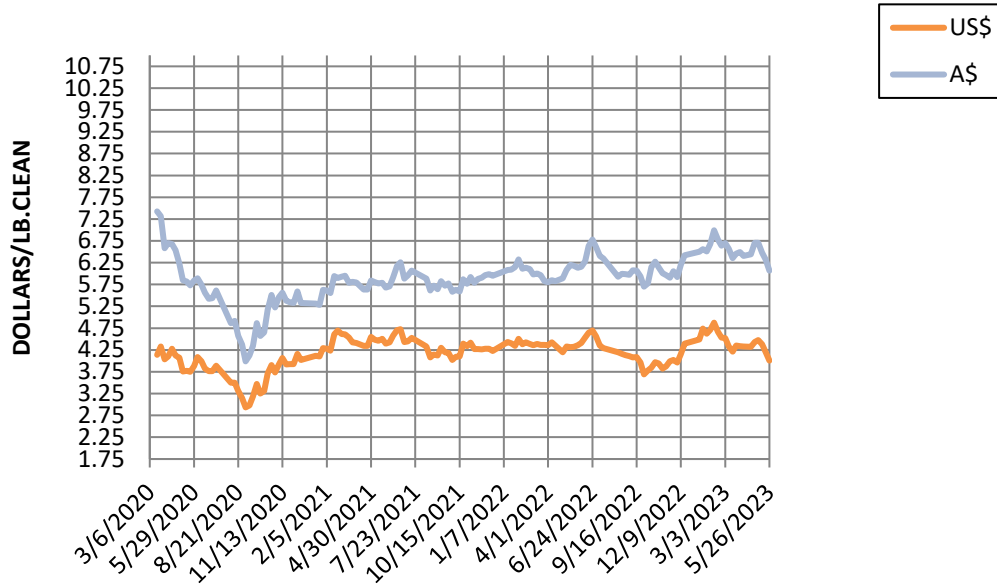


Information source: Wooltrak, Australian Wool Exchange, Weekly Market Review

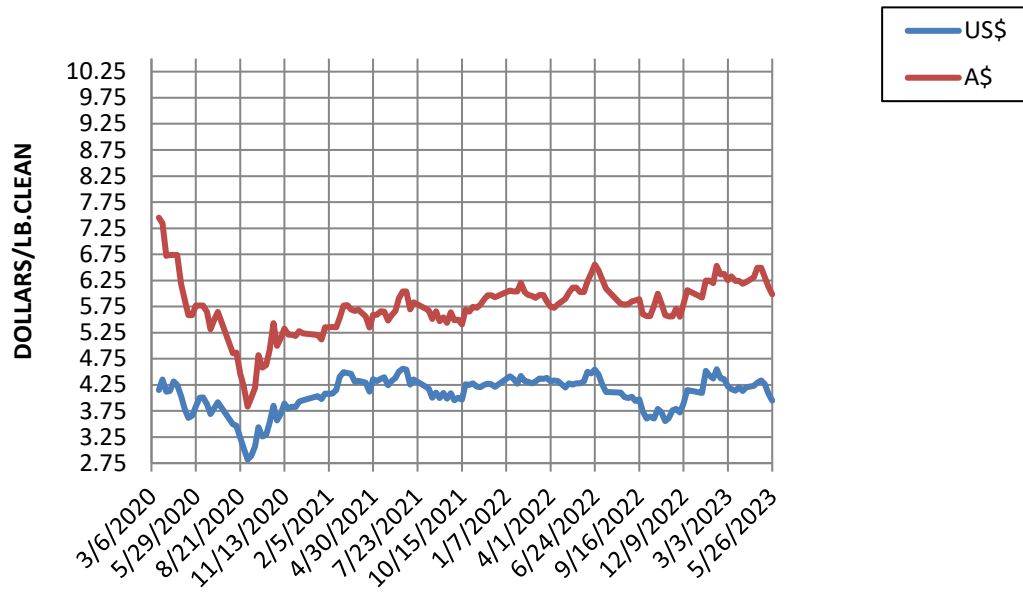
CURRENCY RATE (US\$:A\$)



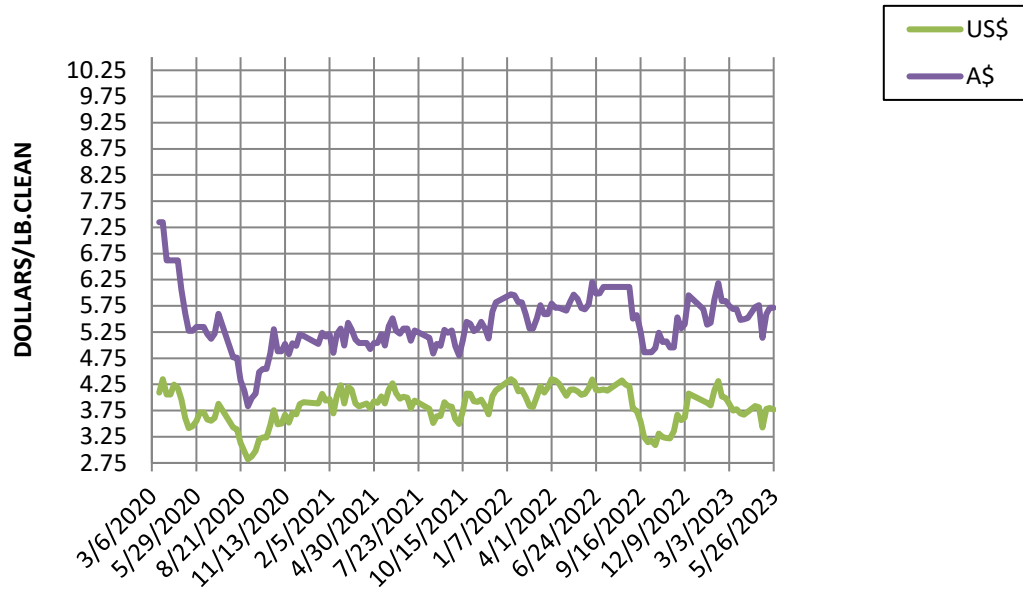
21 MICRON MARKET INDICATOR A\$ vs US\$



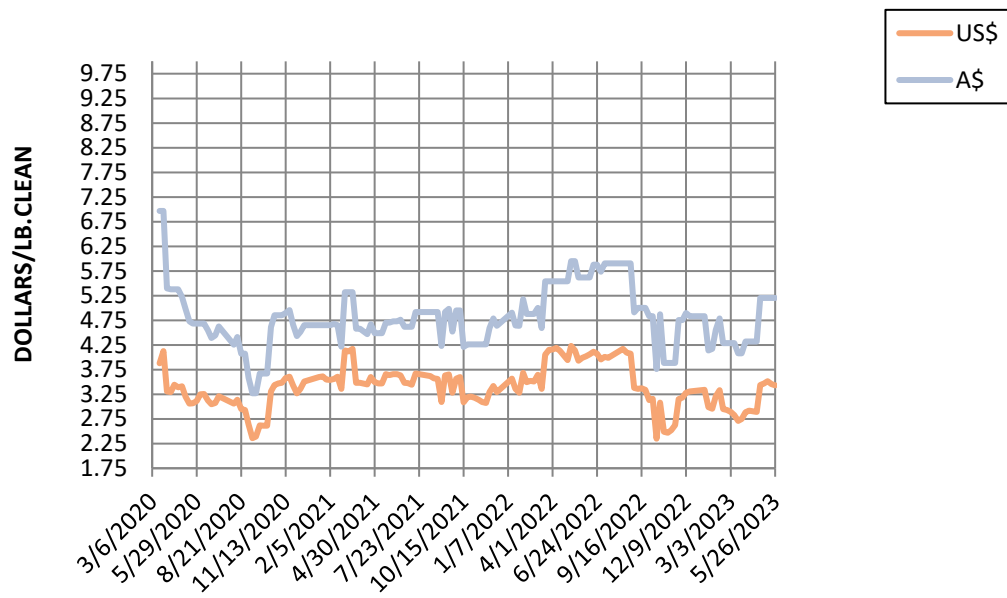
22 MICRON MARKET INDICATOR A\$ vs US\$



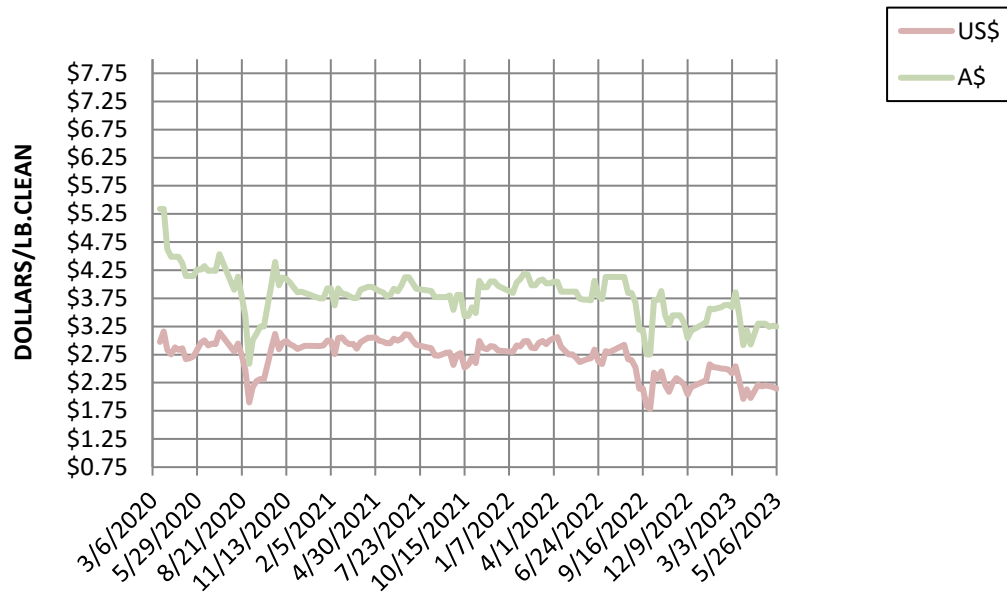
23 MICRON MARKET INDICATOR A\$ vs US\$



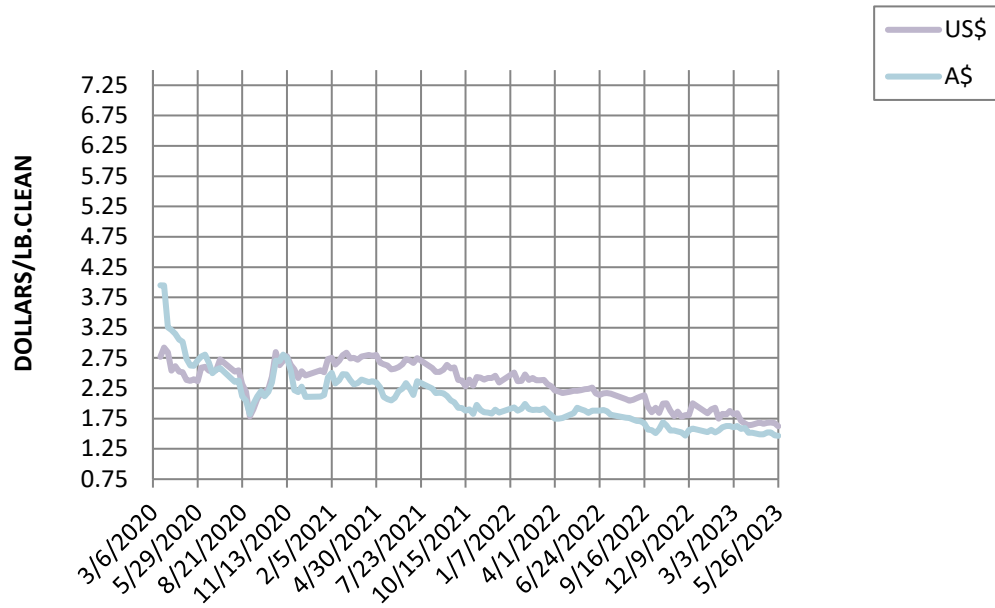
24 MICRON MARKET INDICATOR A\$ vs US\$



25 MICRON MARKET INDICATOR A\$ vs US\$

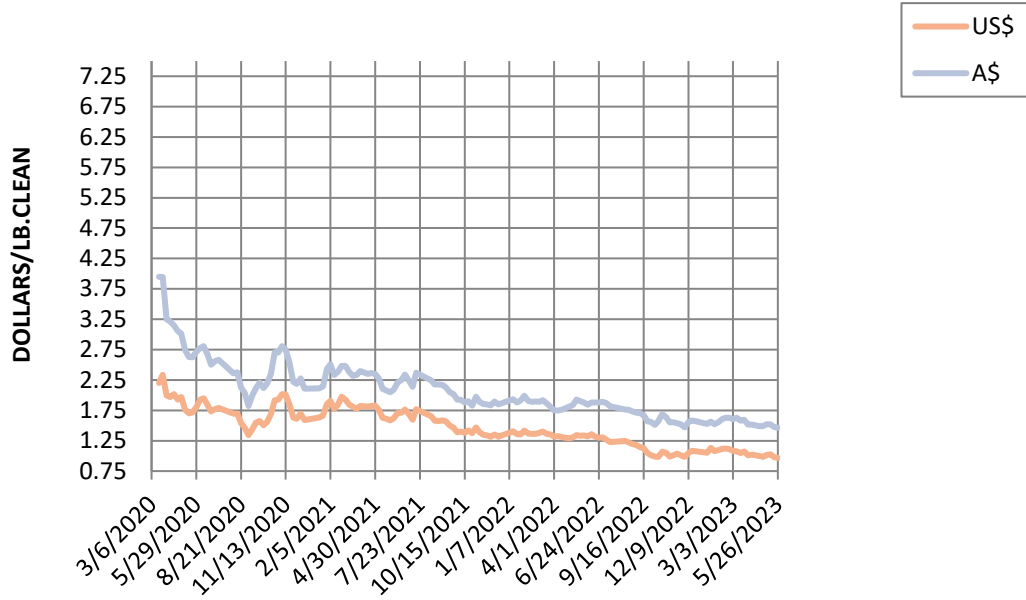


26 MICRON MARKET INDICATOR A\$ vs US\$



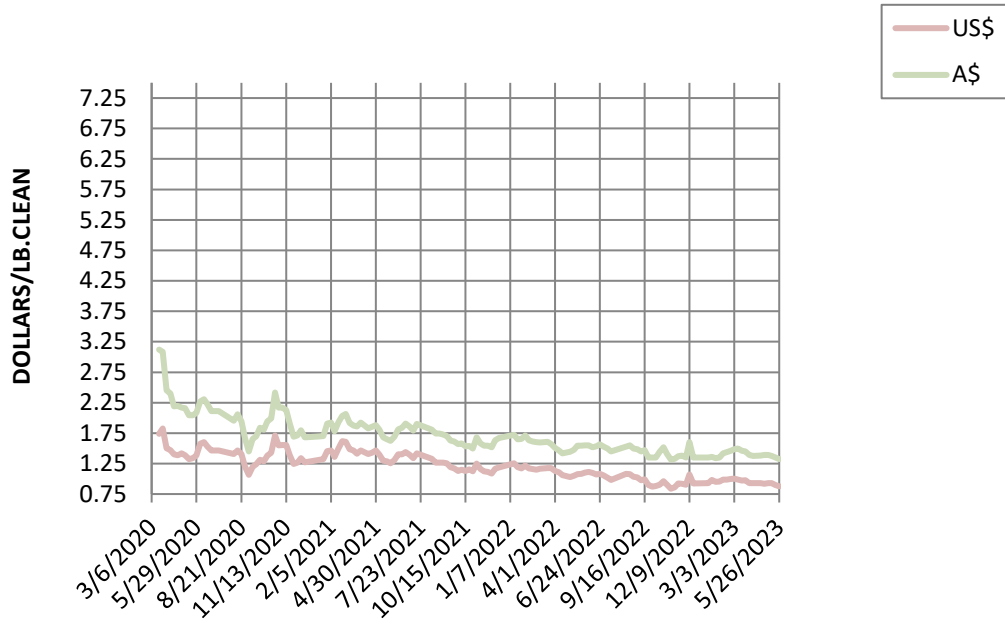
28 MICRON MARKET INDICATOR

A\$ vs US\$



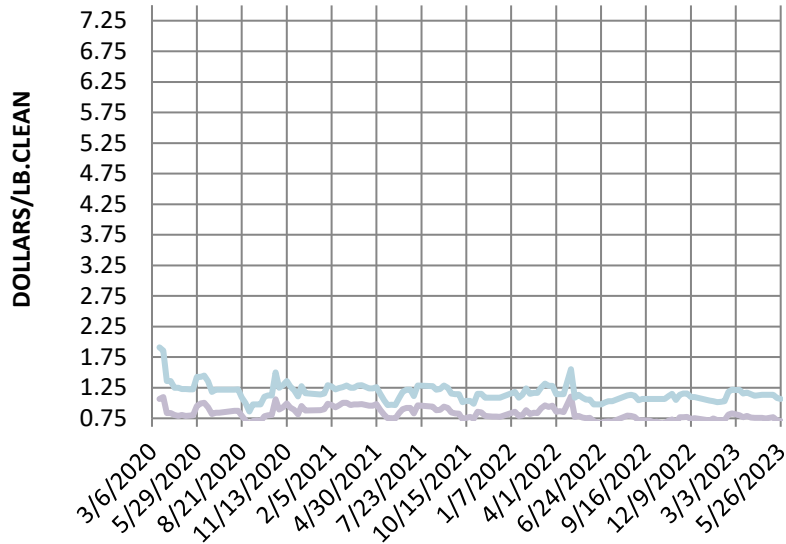
30 MICRON MARKET INDICATOR

A\$ vs US\$



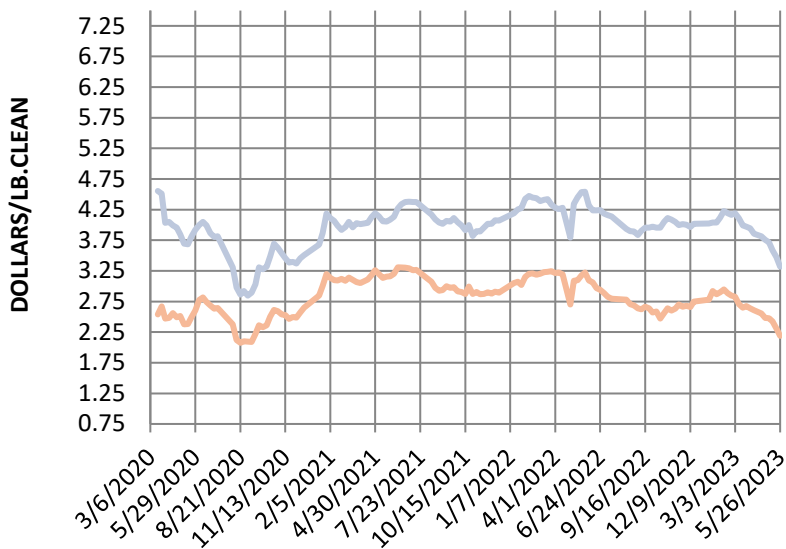
32 MICRON MARKET INDICATOR

A\$ vs US\$

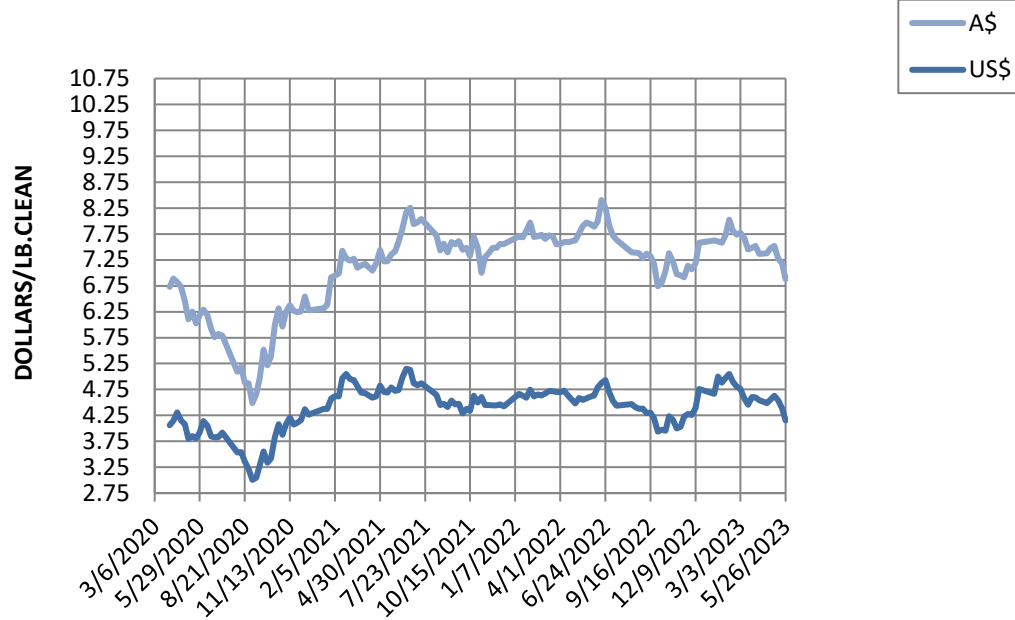


MC MICRON MARKET INDICATOR

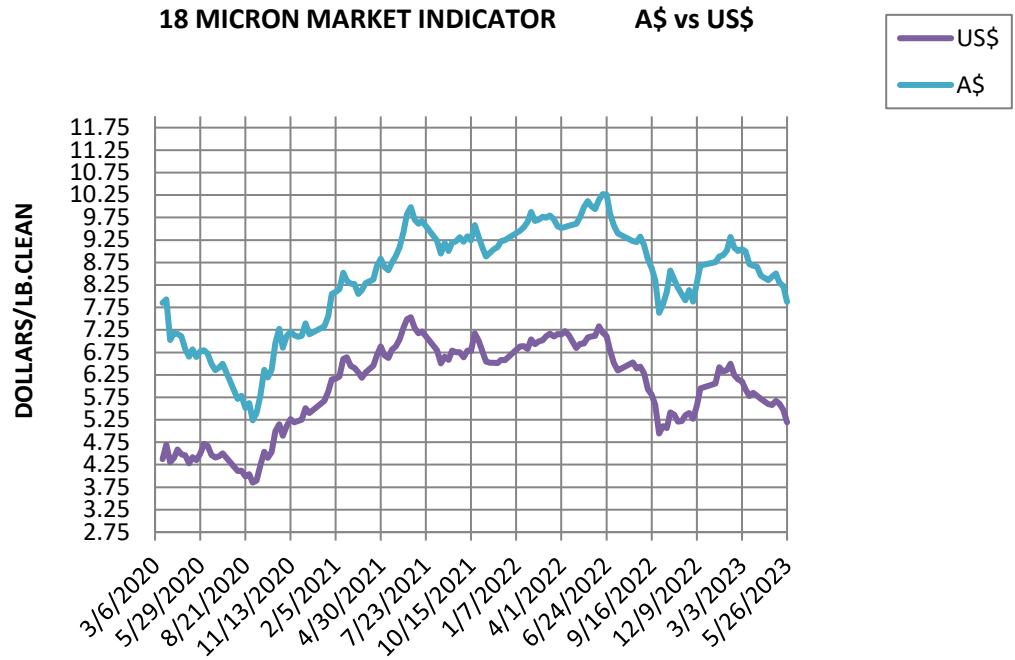
A\$ vs US\$



19 MICRON MARKET INDICATOR A\$ vs US\$



18 MICRON MARKET INDICATOR A\$ vs US\$



17 MICRON MARKET INDICATOR

A\$ vs US\$

