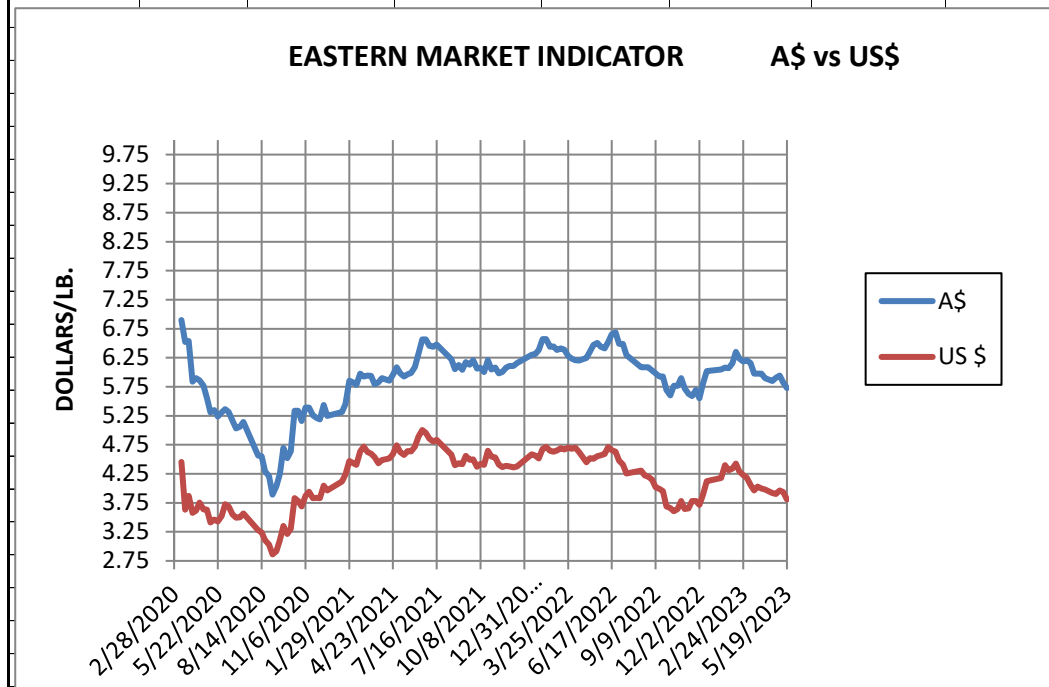


WEEK ENDING

MAY 19, 2023

MARKET INDICATOR CHANGE		US \$/LB.		Clean on floor			
CATEGORY		5/19/2023		5/12/2023		Change	
		A\$	US\$	A\$	US\$	A\$	US\$
EASTERN	MI	\$ 5.73	\$ 3.81	\$ 5.82	\$ 3.94	-0.10	-0.13
	Micron						
	17	\$ 9.82	\$ 6.53	\$ 9.95	\$ 6.73	-0.13	-0.20
	18	\$ 8.23	\$ 5.47	\$ 8.30	\$ 5.61	-0.07	-0.14
	19	\$ 7.19	\$ 4.78	\$ 7.28	\$ 4.92	-0.09	-0.14
	20	\$ 6.60	\$ 4.39	\$ 6.72	\$ 4.54	-0.12	-0.15
	21	\$ 6.32	\$ 4.20	\$ 6.48	\$ 4.38	-0.16	-0.18
	22	\$ 6.13	\$ 4.07	\$ 6.31	\$ 4.27	-0.19	-0.19
	23	\$ 5.72	\$ 3.80	\$ 5.59	\$ 3.78	0.12	0.02
	24	\$ 5.20	\$ 3.46	\$ 5.20	\$ 3.52	0.00	-0.06
	25	\$ 3.27	\$ 2.17	\$ 3.24	\$ 2.19	0.02	-0.02
	26	\$ 2.52	\$ 1.67	\$ 2.49	\$ 1.69	0.02	-0.01
	28	\$ 1.47	\$ 0.98	\$ 1.52	\$ 1.03	-0.05	-0.05
	30	\$ 1.35	\$ 0.90	\$ 1.37	\$ 0.93	-0.03	-0.03
	32	\$ 1.08	\$ 0.72	\$ 1.13	\$ 0.77	-0.05	-0.05
	MC	\$ 3.47	\$ 2.31	\$ 3.58	\$ 2.42	-0.11	-0.11
CURRENCY (US \$/A \$)			\$ 0.6648		\$ 0.6758		-0.0110



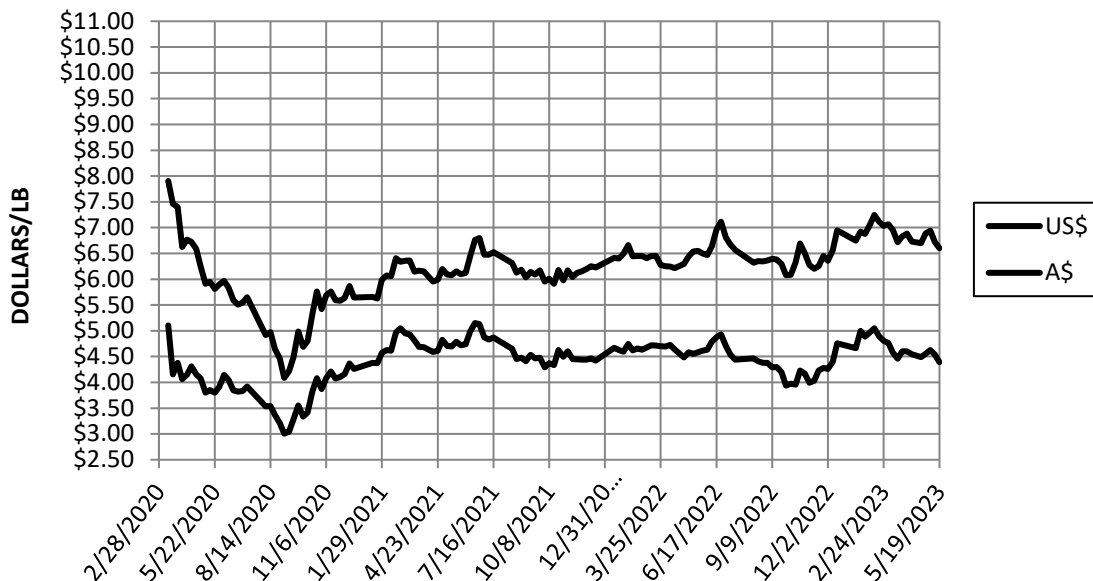
Information source: Wooltrak, Australian Wool Exchange, Weekly Market Review

WEEK ENDING
MAY 19, 2023

MARKET INDICATOR CHANGES US \$/LB. Clean on floor

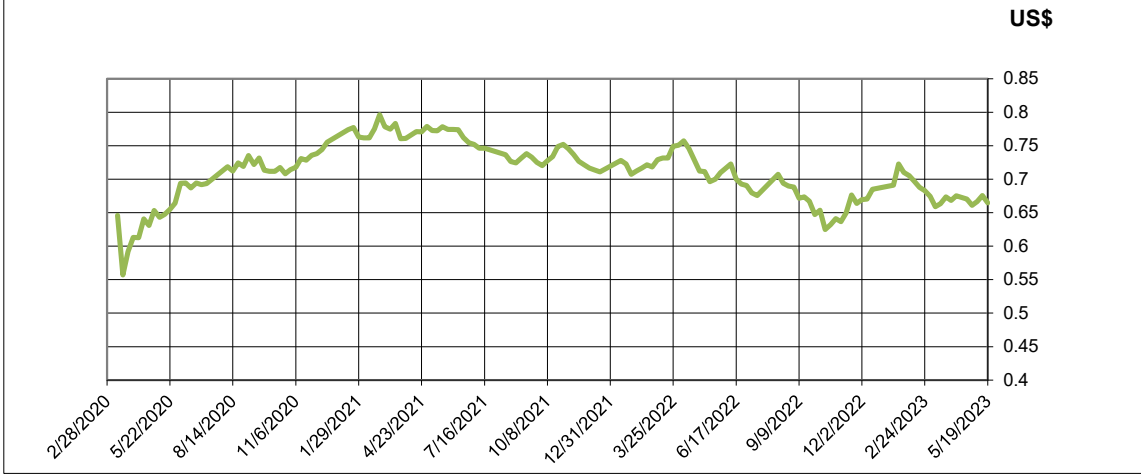
CATEGORY	5/19/2023		5/12/2023		Change	
	A\$	US\$	A\$	US\$	A\$	US\$
EASTERN MI	\$ 5.73	\$ 3.81	\$ 5.82	\$ 3.94	-0.10	-0.13
Micron						
17	\$ 9.82	\$ 6.53	\$ 9.95	\$ 6.73	-0.13	-0.20
18	\$ 8.23	\$ 5.47	\$ 8.30	\$ 5.61	-0.07	-0.14
19	\$ 7.19	\$ 4.78	\$ 7.28	\$ 4.92	-0.09	-0.14
20	\$ 6.60	\$ 4.39	\$ 6.72	\$ 4.54	-0.12	-0.15
21	\$ 6.32	\$ 4.20	\$ 6.48	\$ 4.38	-0.16	-0.18
22	\$ 6.13	\$ 4.07	\$ 6.31	\$ 4.27	-0.19	-0.19
23	\$ 5.72	\$ 3.80	\$ 5.59	\$ 3.78	0.12	0.02
24	\$ 5.20	\$ 3.46	\$ 5.20	\$ 3.52	0.00	-0.06
25	\$ 3.27	\$ 2.17	\$ 3.24	\$ 2.19	0.02	-0.02
26	\$ 2.52	\$ 1.67	\$ 2.49	\$ 1.69	0.02	-0.01
28	\$ 1.47	\$ 0.98	\$ 1.52	\$ 1.03	-0.05	-0.05
30	\$ 1.35	\$ 0.90	\$ 1.37	\$ 0.93	-0.03	-0.03
32	\$ 1.08	\$ 0.72	\$ 1.13	\$ 0.77	-0.05	-0.05
MC	\$ 3.47	\$ 2.31	\$ 3.58	\$ 2.42	-0.11	-0.11
CURRENCY (US \$/A \$)		\$ 0.6648		\$ 0.6758		-0.0110

20 MICRON MARKET INDICATOR

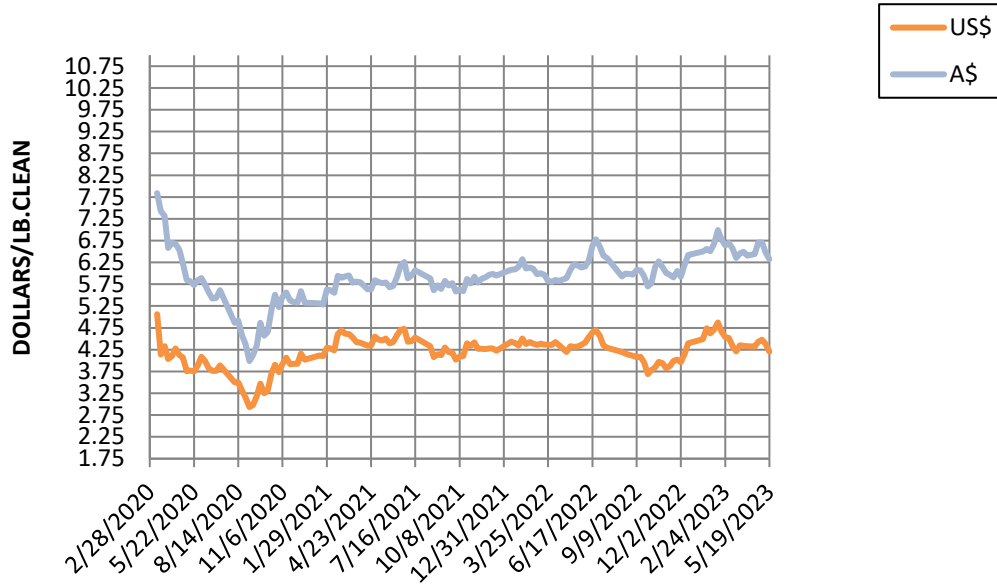


Information source: Wooltrak, Australian Wool Exchange, Weekly Market Review

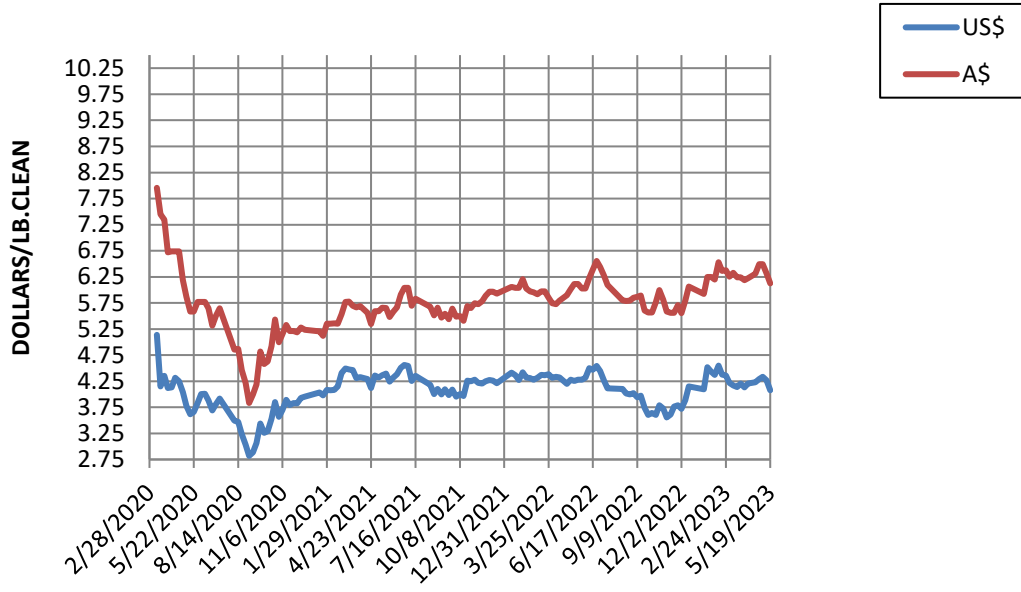
CURRENCY RATE (US\$:A\$)



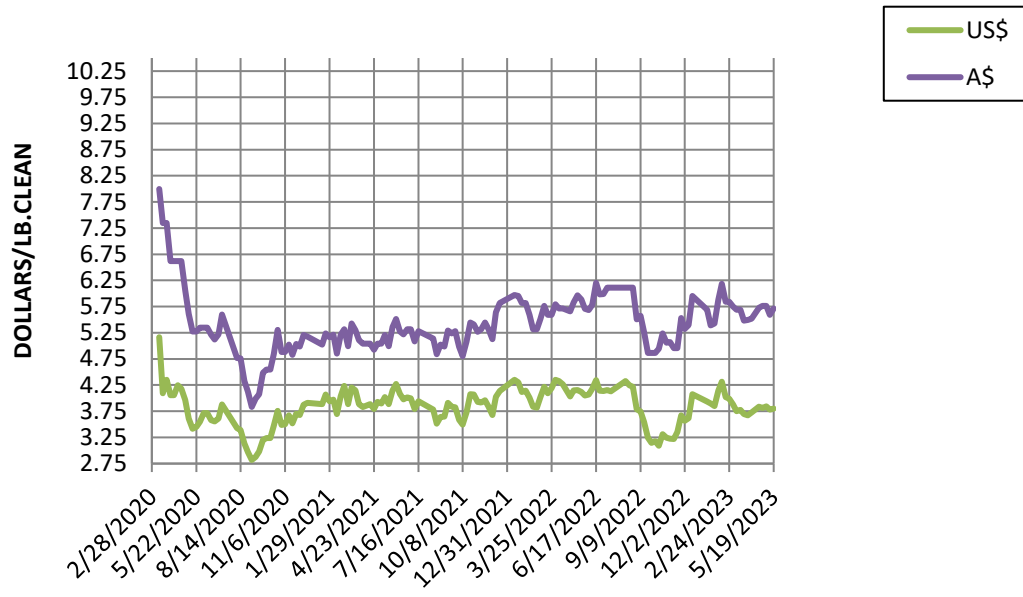
21 MICRON MARKET INDICATOR A\$ vs US\$



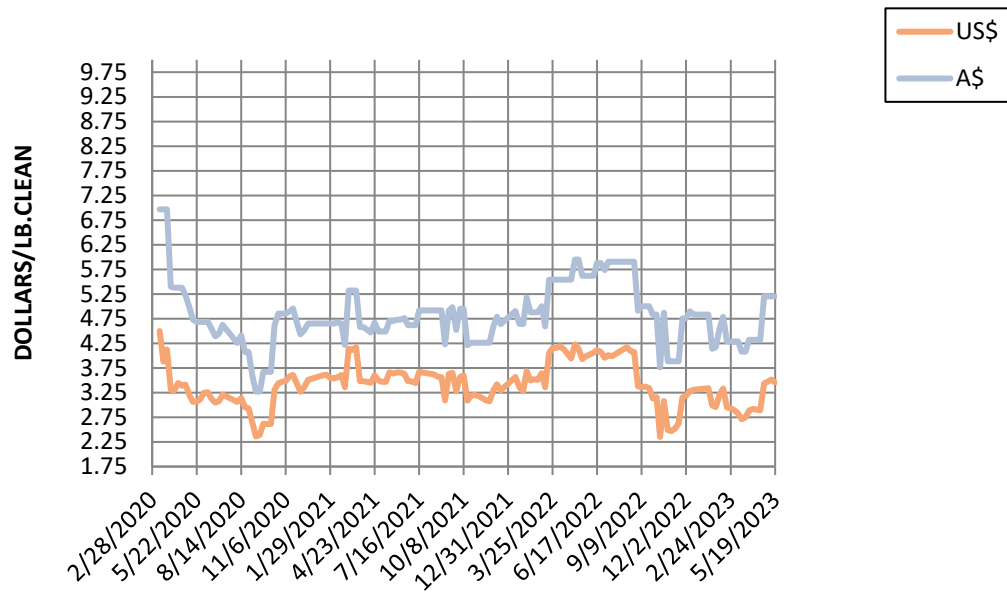
22 MICRON MARKET INDICATOR A\$ vs US\$



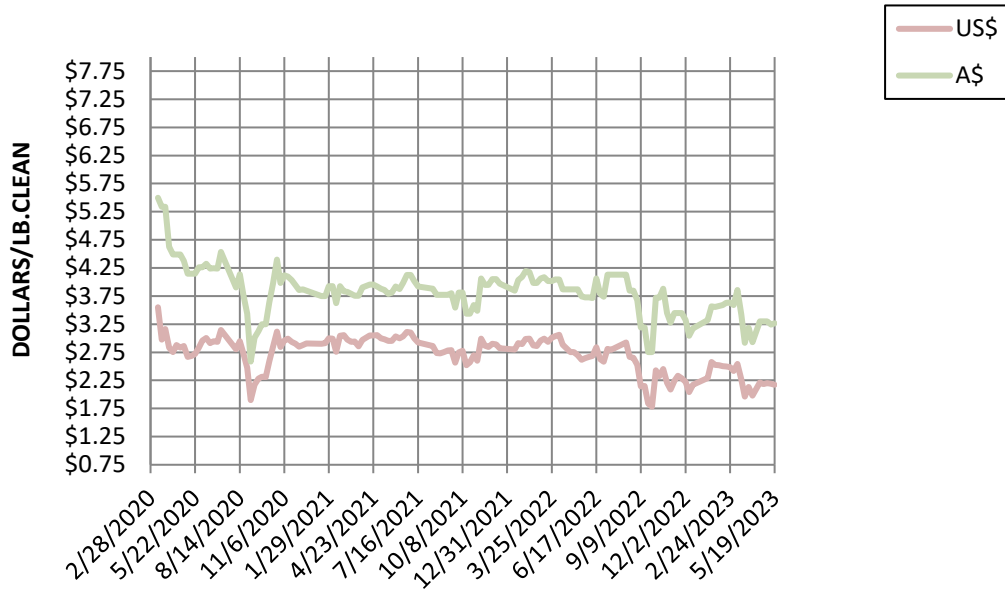
23 MICRON MARKET INDICATOR A\$ vs US\$



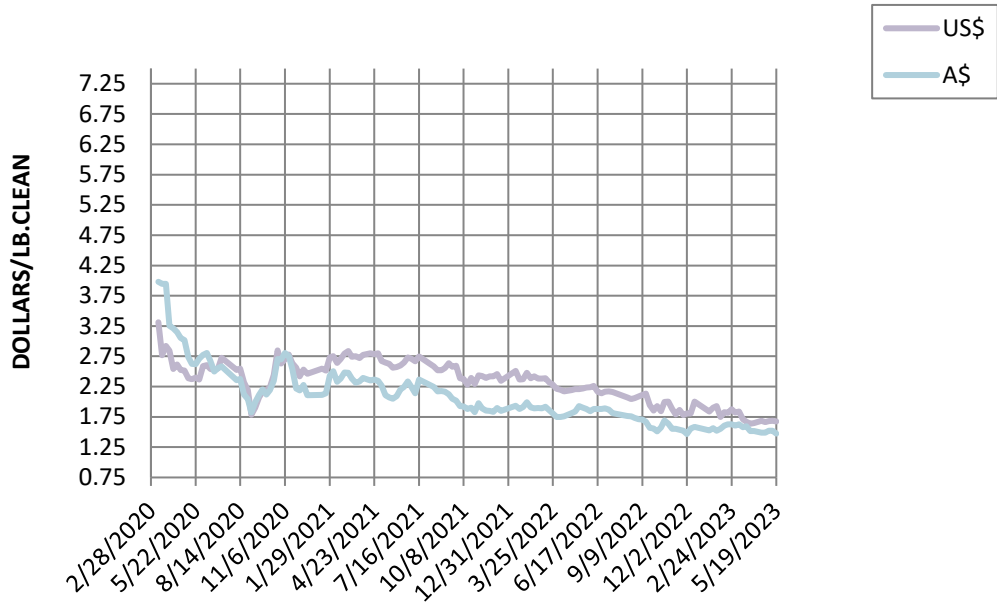
24 MICRON MARKET INDICATOR A\$ vs US\$



25 MICRON MARKET INDICATOR A\$ vs US\$

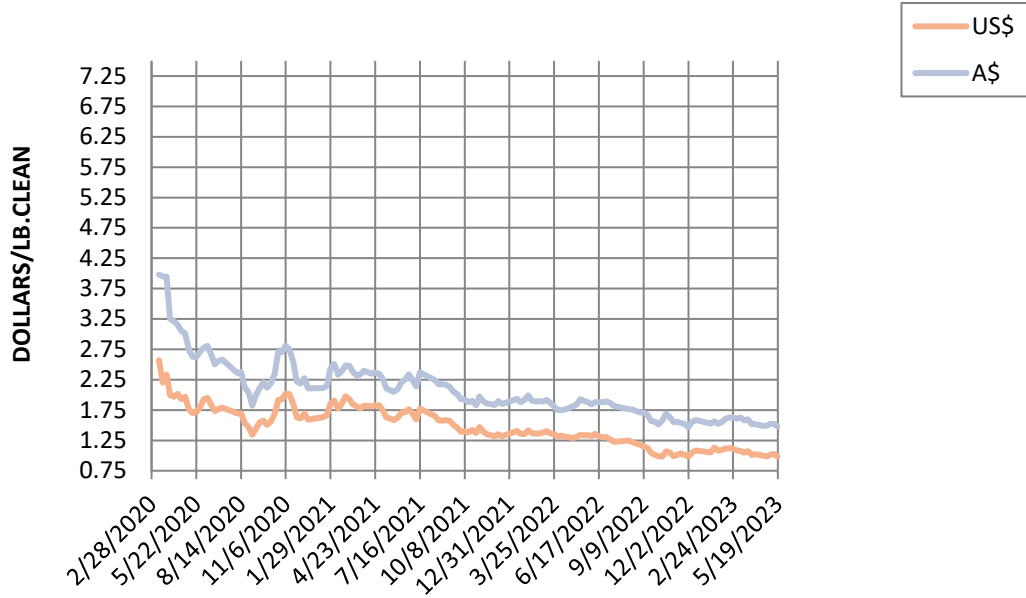


26 MICRON MARKET INDICATOR A\$ vs US\$



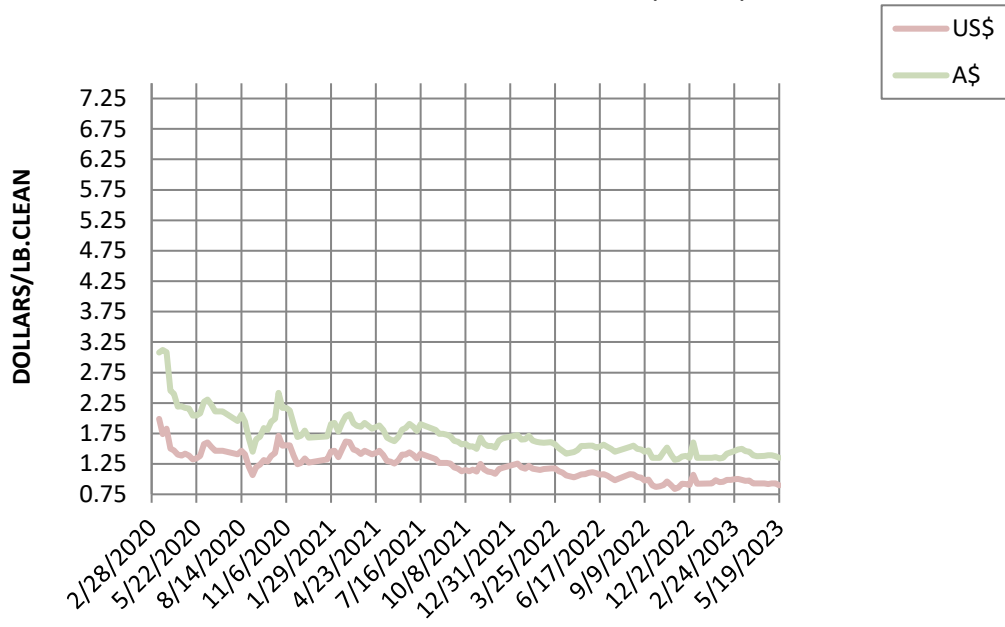
28 MICRON MARKET INDICATOR

A\$ vs US\$



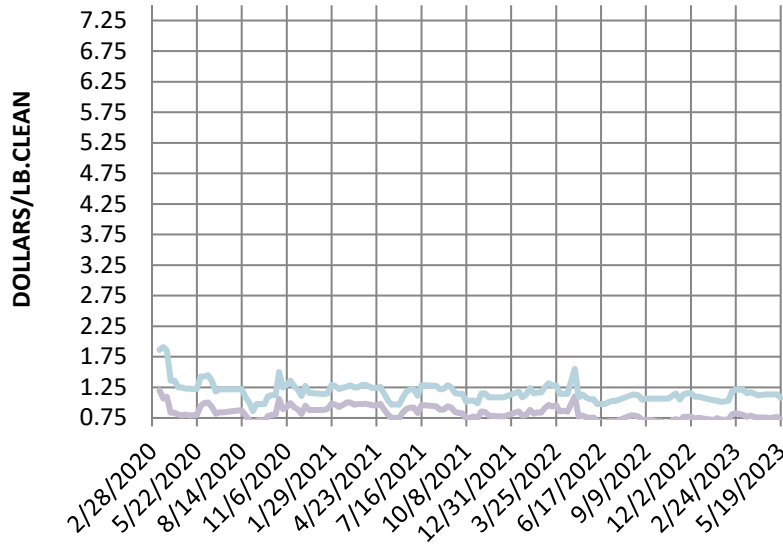
30 MICRON MARKET INDICATOR

A\$ vs US\$



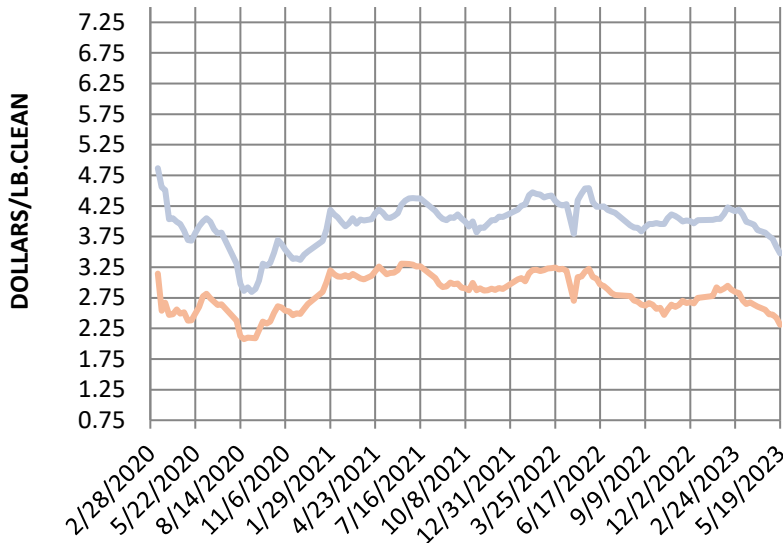
32 MICRON MARKET INDICATOR

A\$ vs US\$



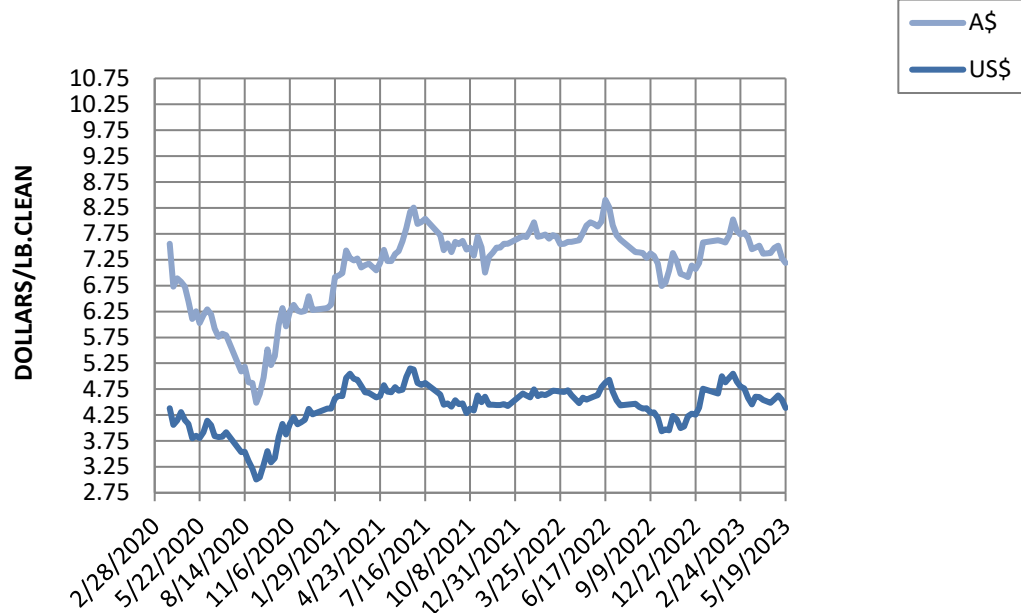
MC MICRON MARKET INDICATOR

A\$ vs US\$



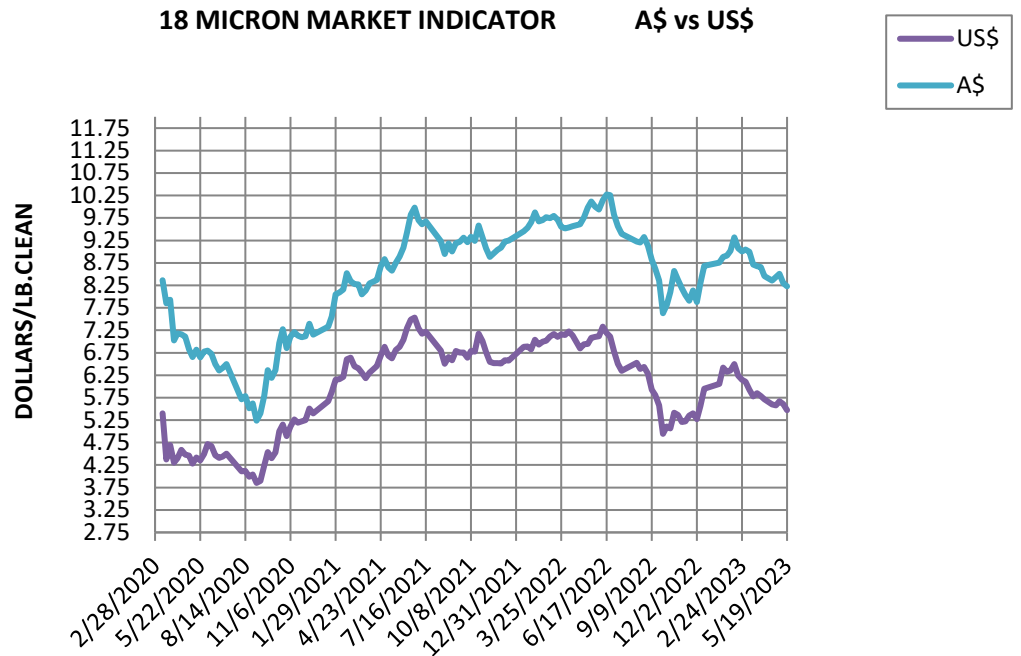
19 MICRON MARKET INDICATOR

A\$ vs US\$



18 MICRON MARKET INDICATOR

A\$ vs US\$



17 MICRON MARKET INDICATOR

A\$ vs US\$

