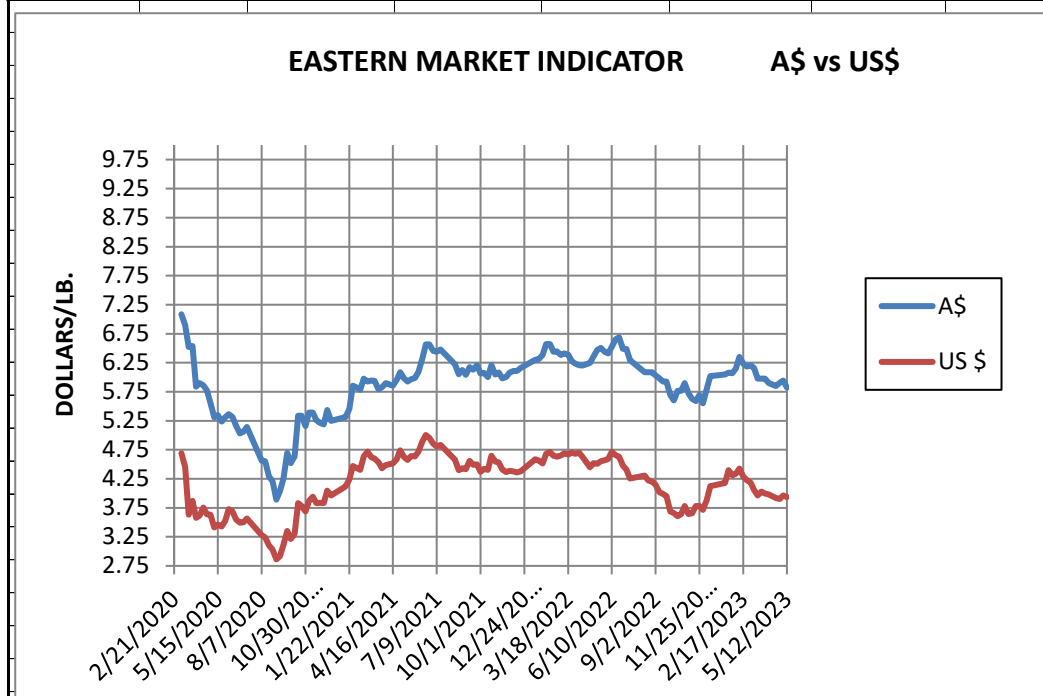


WEEK ENDING
MAY 12, 2023

| MARKET INDICATOR CHANGE | | US \$/LB. | | Clean on floor | | | |
|-------------------------|----|-----------|-----------|----------------|-----------|--------|--------|
| CATEGORY | | 5/12/2023 | | 5/5/2023 | | Change | |
| | | A\$ | US\$ | A\$ | US\$ | A\$ | US\$ |
| EASTERN MI | | \$ 5.82 | \$ 3.94 | \$ 5.94 | \$ 3.96 | -0.12 | -0.03 |
| Micron | | | | | | | |
| | 17 | \$ 9.95 | \$ 6.73 | \$ 10.09 | \$ 6.73 | -0.14 | -0.01 |
| | 18 | \$ 8.30 | \$ 5.61 | \$ 8.50 | \$ 5.67 | -0.21 | -0.06 |
| | 19 | \$ 7.28 | \$ 4.92 | \$ 7.52 | \$ 5.02 | -0.24 | -0.10 |
| | 20 | \$ 6.72 | \$ 4.54 | \$ 6.94 | \$ 4.63 | -0.22 | -0.09 |
| | 21 | \$ 6.48 | \$ 4.38 | \$ 6.71 | \$ 4.47 | -0.23 | -0.10 |
| | 22 | \$ 6.31 | \$ 4.27 | \$ 6.50 | \$ 4.33 | -0.18 | -0.06 |
| | 23 | \$ 5.59 | \$ 3.78 | \$ 5.77 | \$ 3.84 | -0.17 | -0.07 |
| | 24 | \$ 5.20 | \$ 3.52 | \$ 5.20 | \$ 3.47 | 0.00 | 0.05 |
| | 25 | \$ 3.24 | \$ 2.19 | \$ 3.30 | \$ 2.20 | -0.06 | -0.01 |
| | 26 | \$ 2.49 | \$ 1.69 | \$ 2.52 | \$ 1.68 | -0.02 | 0.01 |
| | 28 | \$ 1.52 | \$ 1.03 | \$ 1.52 | \$ 1.02 | 0.00 | 0.01 |
| | 30 | \$ 1.37 | \$ 0.93 | \$ 1.39 | \$ 0.93 | -0.02 | 0.00 |
| | 32 | \$ 1.13 | \$ 0.77 | \$ 1.13 | \$ 0.76 | 0.00 | 0.01 |
| | MC | \$ 3.58 | \$ 2.42 | \$ 3.71 | \$ 2.48 | -0.13 | -0.06 |
| CURRENCY (US \$/A \$) | | | \$ 0.6758 | | \$ 0.6669 | | 0.0089 |



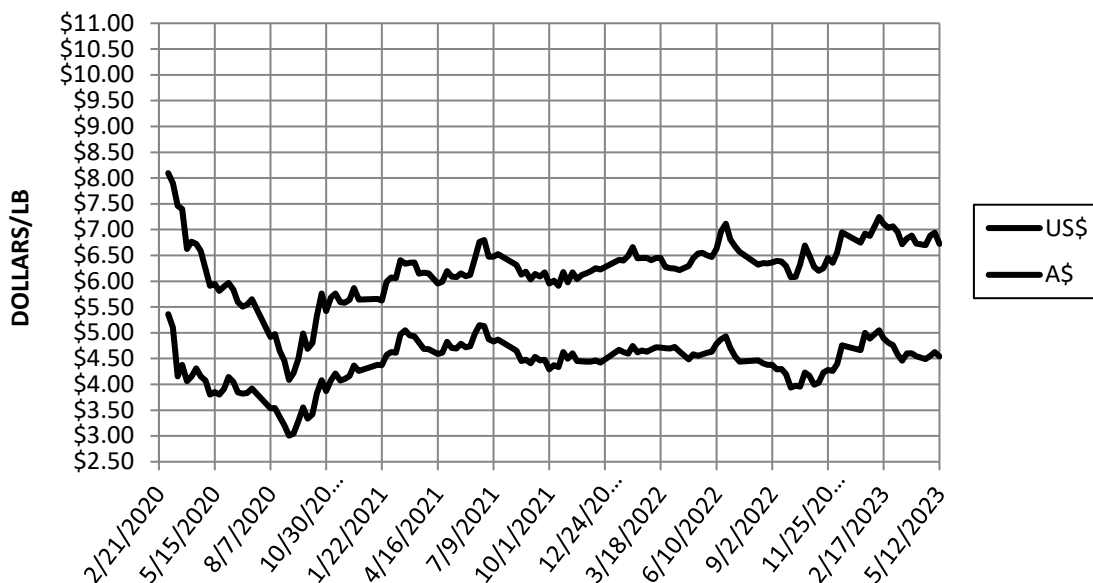
Information source: Wooltrak, Australian Wool Exchange, Weekly Market Review

WEEK ENDING
MAY 12, 2023

MARKET INDICATOR CHANGES US \$/LB. Clean on floor

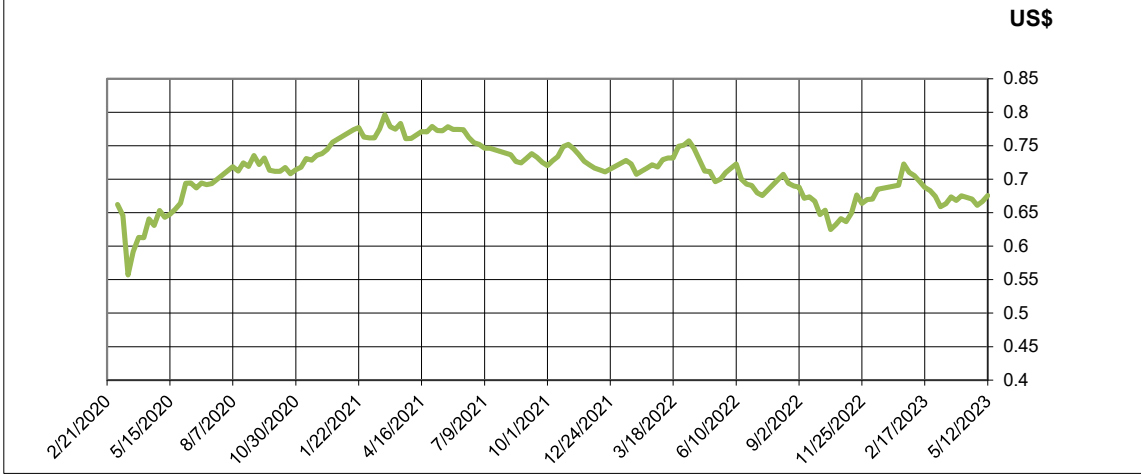
| CATEGORY | 5/12/2023 | | 5/5/2023 | | Change | |
|-----------------------|-----------|-----------|----------|-----------|--------|--------|
| | A\$ | US\$ | A\$ | US\$ | A\$ | US\$ |
| EASTERN MI | \$ 5.82 | \$ 3.94 | \$ 5.94 | \$ 3.96 | -0.12 | -0.03 |
| Micron | | | | | | |
| 17 | \$ 9.95 | \$ 6.73 | \$ 10.09 | \$ 6.73 | -0.14 | -0.01 |
| 18 | \$ 8.30 | \$ 5.61 | \$ 8.50 | \$ 5.67 | -0.21 | -0.06 |
| 19 | \$ 7.28 | \$ 4.92 | \$ 7.52 | \$ 5.02 | -0.24 | -0.10 |
| 20 | \$ 6.72 | \$ 4.54 | \$ 6.94 | \$ 4.63 | -0.22 | -0.09 |
| 21 | \$ 6.48 | \$ 4.38 | \$ 6.71 | \$ 4.47 | -0.23 | -0.10 |
| 22 | \$ 6.31 | \$ 4.27 | \$ 6.50 | \$ 4.33 | -0.18 | -0.06 |
| 23 | \$ 5.59 | \$ 3.78 | \$ 5.77 | \$ 3.84 | -0.17 | -0.07 |
| 24 | \$ 5.20 | \$ 3.52 | \$ 5.20 | \$ 3.47 | 0.00 | 0.05 |
| 25 | \$ 3.24 | \$ 2.19 | \$ 3.30 | \$ 2.20 | -0.06 | -0.01 |
| 26 | \$ 2.49 | \$ 1.69 | \$ 2.52 | \$ 1.68 | -0.02 | 0.01 |
| 28 | \$ 1.52 | \$ 1.03 | \$ 1.52 | \$ 1.02 | 0.00 | 0.01 |
| 30 | \$ 1.37 | \$ 0.93 | \$ 1.39 | \$ 0.93 | -0.02 | 0.00 |
| 32 | \$ 1.13 | \$ 0.77 | \$ 1.13 | \$ 0.76 | 0.00 | 0.01 |
| MC | \$ 3.58 | \$ 2.42 | \$ 3.71 | \$ 2.48 | -0.13 | -0.06 |
| CURRENCY (US \$/A \$) | | \$ 0.6758 | | \$ 0.6669 | | 0.0089 |

20 MICRON MARKET INDICATOR

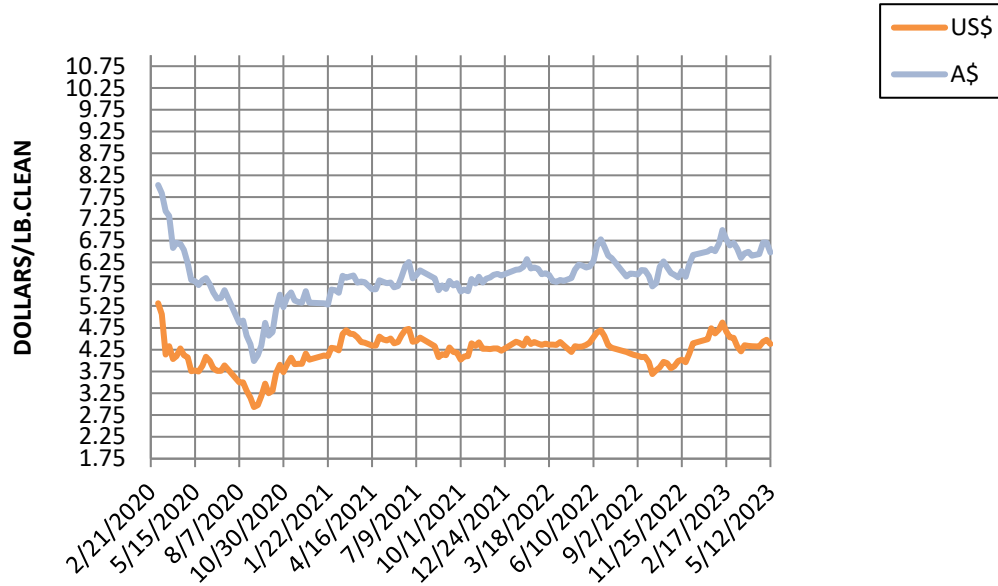


Information source: Wooltrak, Australian Wool Exchange, Weekly Market Review

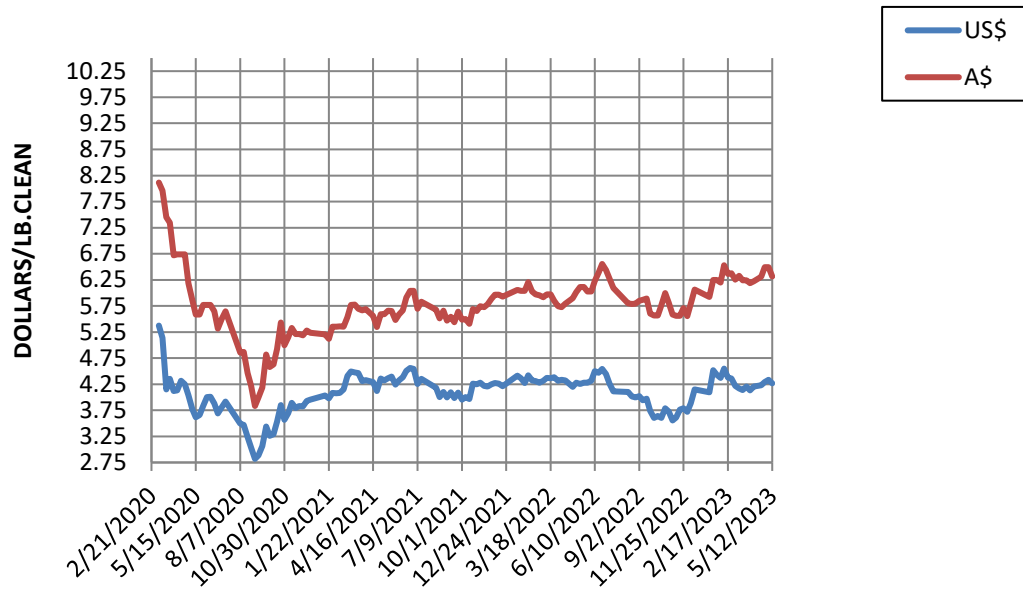
CURRENCY RATE (US\$:A\$)



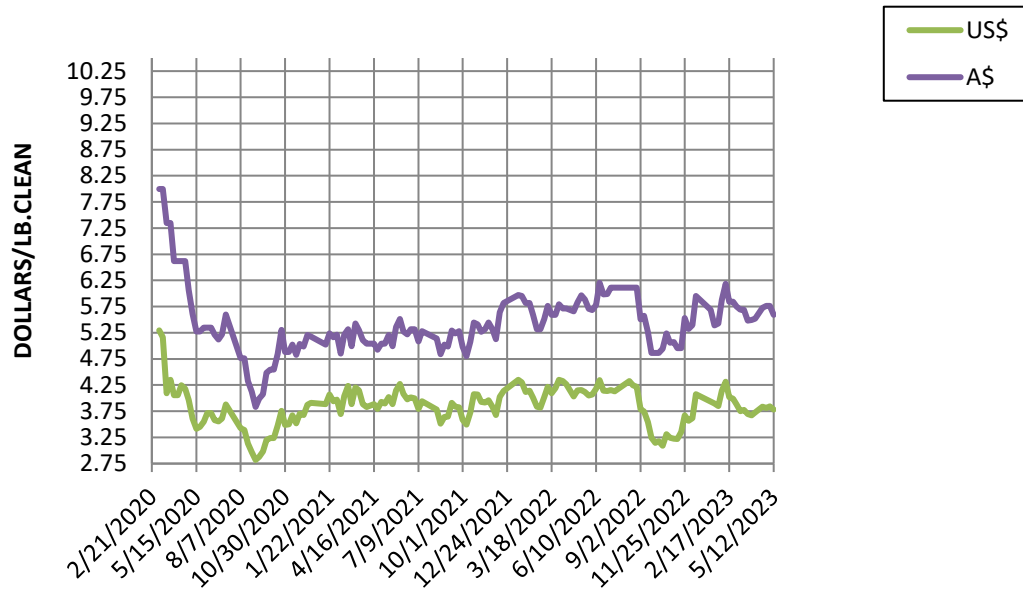
21 MICRON MARKET INDICATOR A\$ vs US\$



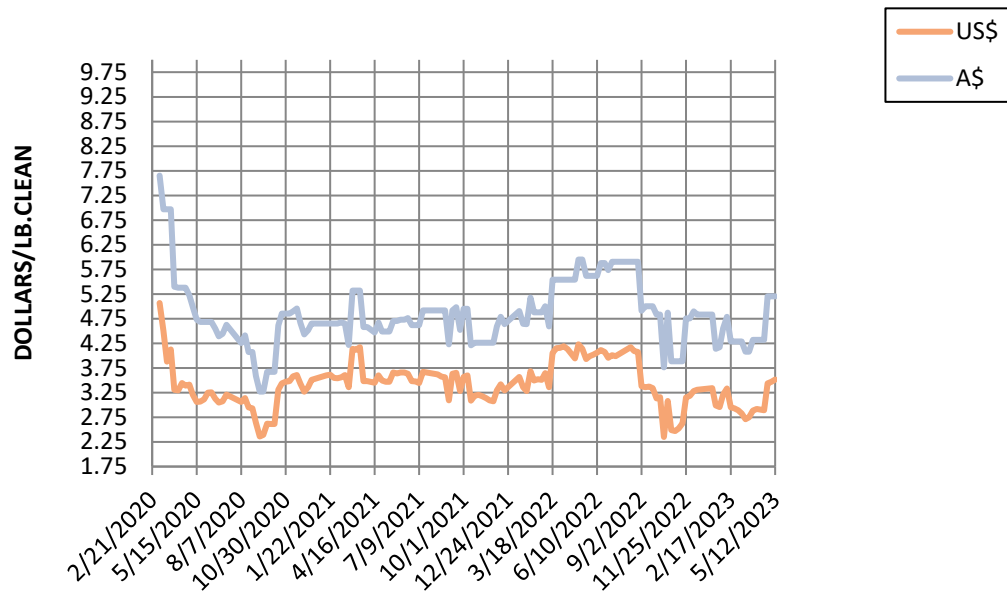
22 MICRON MARKET INDICATOR A\$ vs US\$



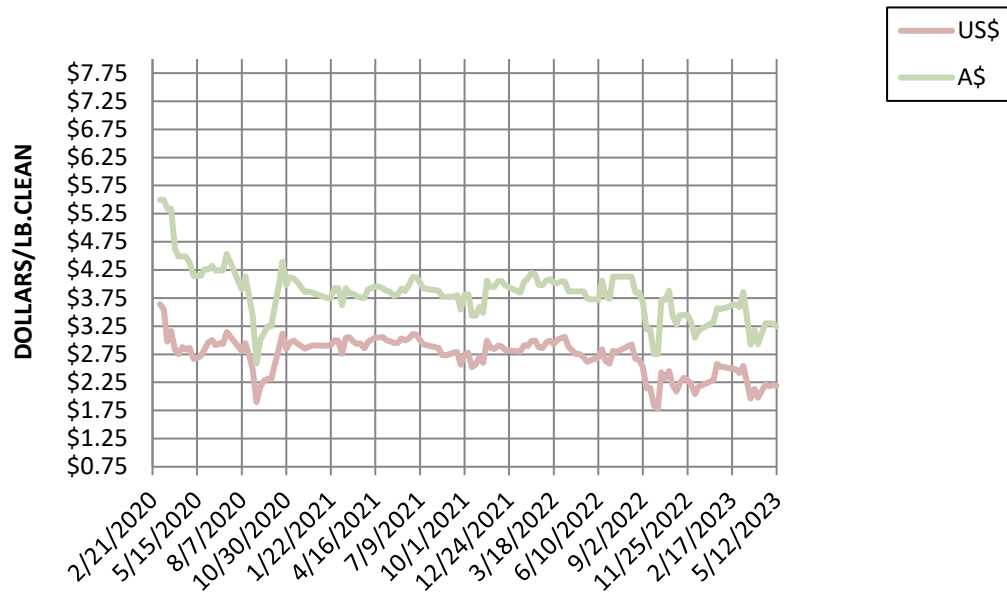
23 MICRON MARKET INDICATOR A\$ vs US\$



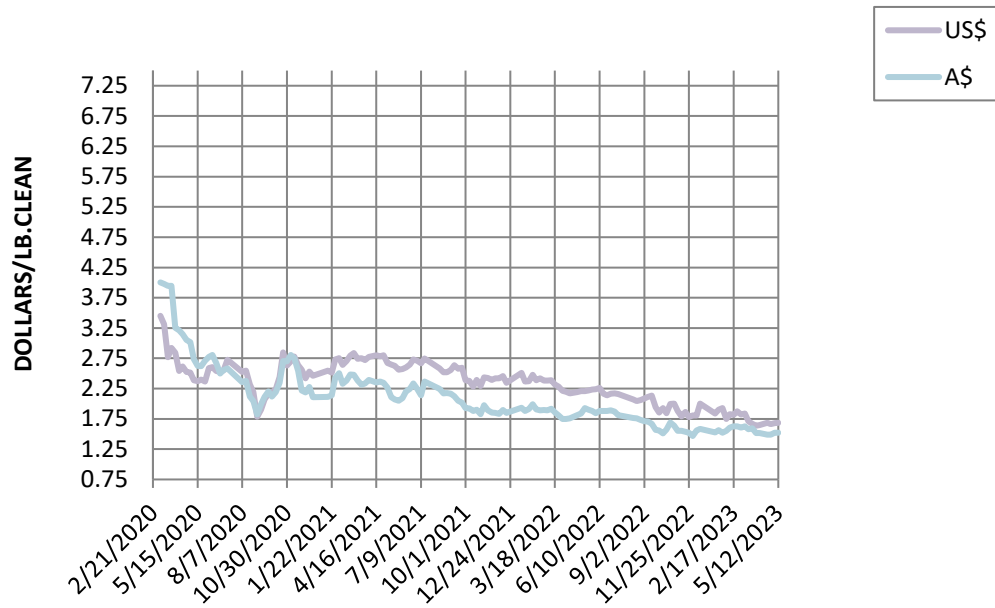
24 MICRON MARKET INDICATOR A\$ vs US\$



25 MICRON MARKET INDICATOR A\$ vs US\$

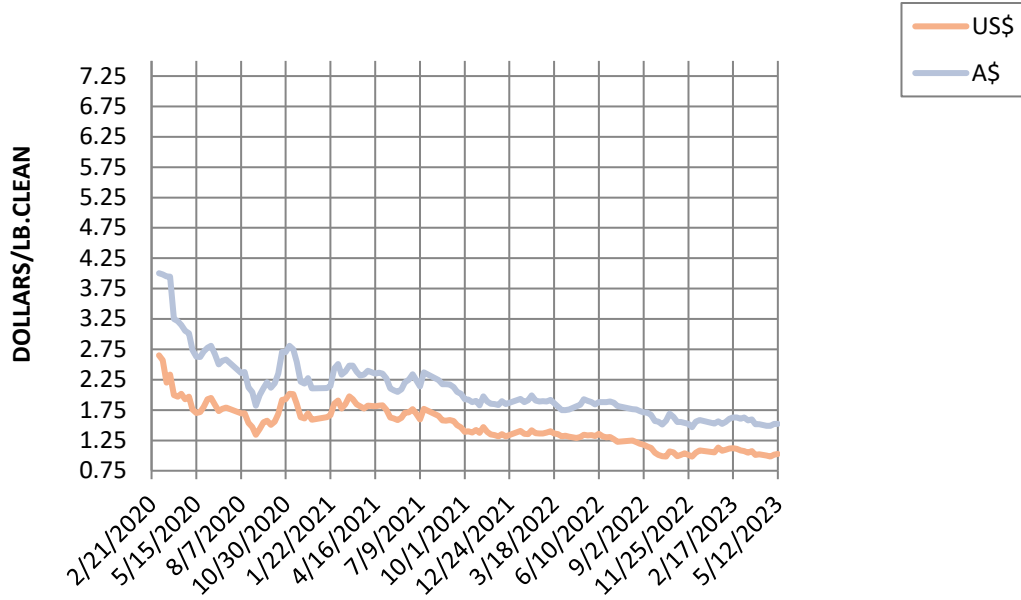


26 MICRON MARKET INDICATOR A\$ vs US\$



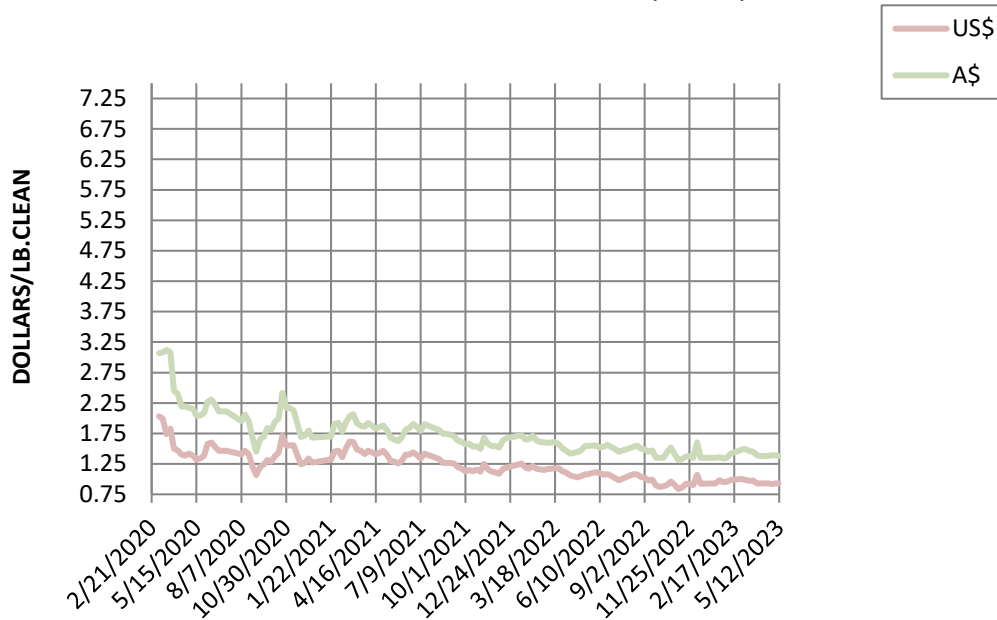
28 MICRON MARKET INDICATOR

A\$ vs US\$



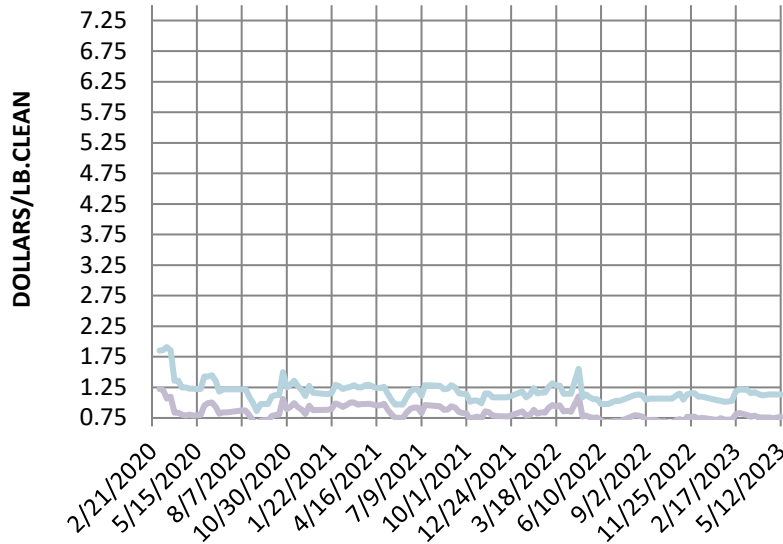
30 MICRON MARKET INDICATOR

A\$ vs US\$



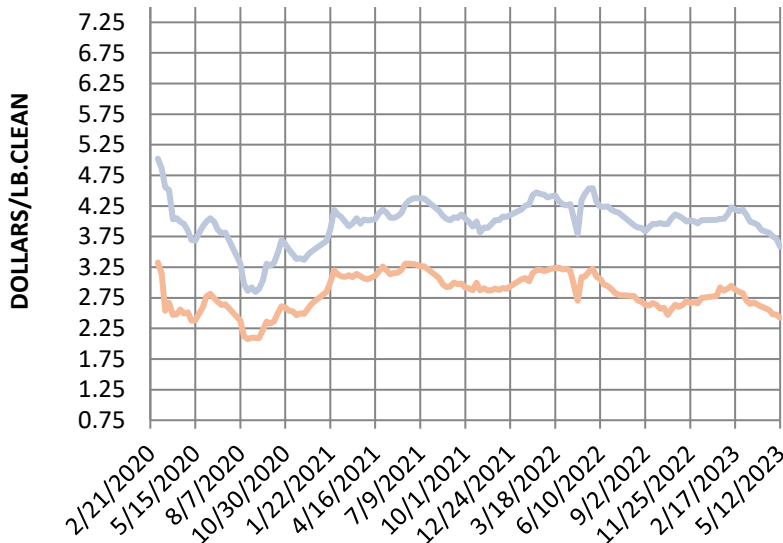
32 MICRON MARKET INDICATOR

A\$ vs US\$

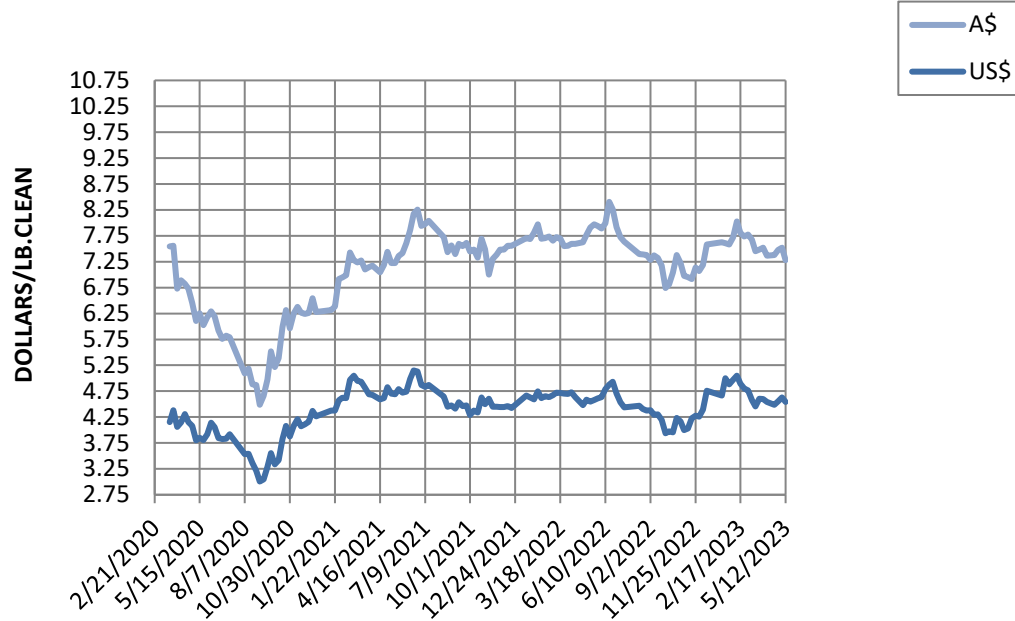


MC MICRON MARKET INDICATOR

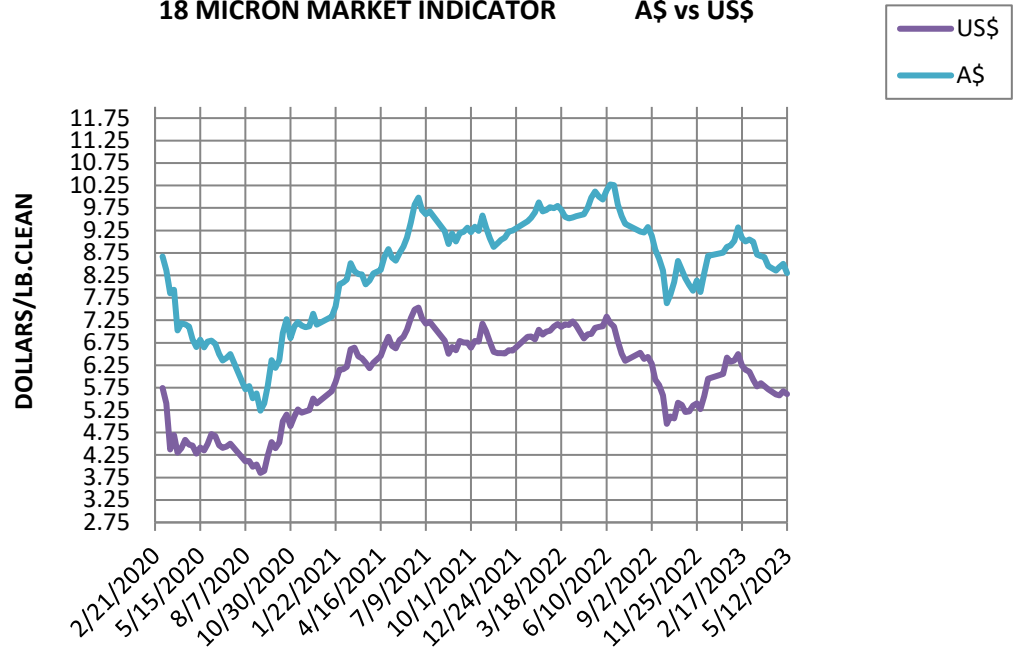
A\$ vs US\$



19 MICRON MARKET INDICATOR A\$ vs US\$



18 MICRON MARKET INDICATOR A\$ vs US\$



17 MICRON MARKET INDICATOR

A\$ vs US\$

