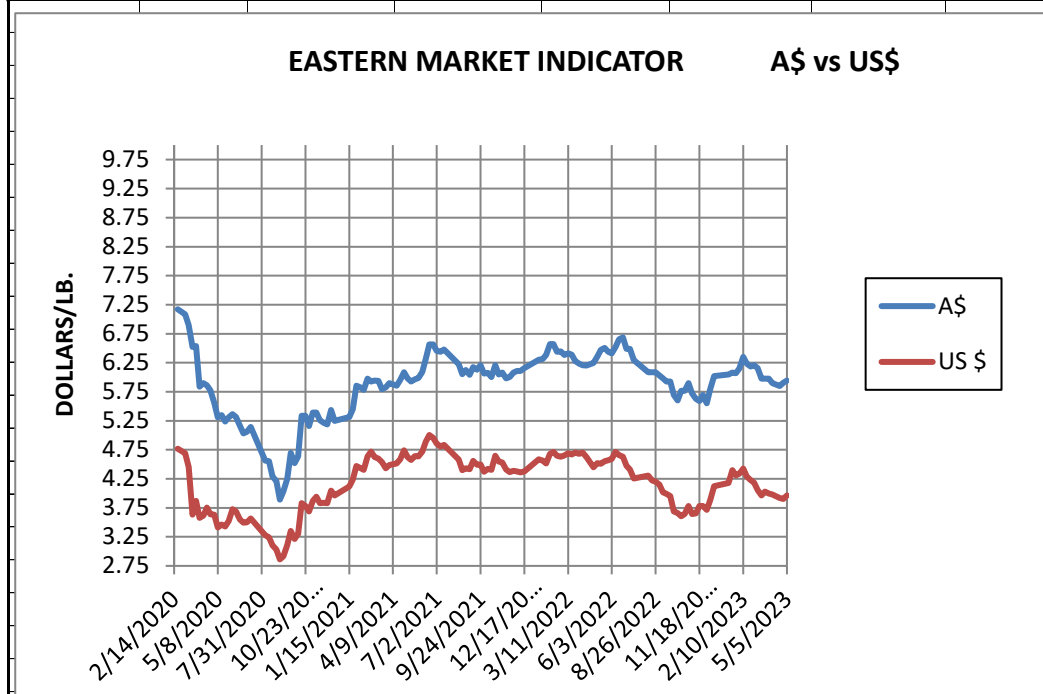


WEEK ENDING  
MAY 5, 2023

MARKET INDICATOR CHANGE		US \$/LB.		Clean on floor			
CATEGORY		5/5/2023		4/28/2023		Change	
		A\$	US\$	A\$	US\$	A\$	US\$
EASTERN	MI	\$ 5.94	\$ 3.96	\$ 5.91	\$ 3.90	0.04	0.06
	Micron						
	17	\$ 10.09	\$ 6.73	\$ 10.03	\$ 6.63	0.06	0.10
	18	\$ 8.50	\$ 5.67	\$ 8.44	\$ 5.57	0.07	0.10
	19	\$ 7.52	\$ 5.02	\$ 7.48	\$ 4.94	0.05	0.08
	20	\$ 6.94	\$ 4.63	\$ 6.89	\$ 4.55	0.05	0.08
	21	\$ 6.71	\$ 4.47	\$ 6.70	\$ 4.43	0.00	0.04
	22	\$ 6.50	\$ 4.33	\$ 6.50	\$ 4.29	0.00	0.04
	23	\$ 5.77	\$ 3.84	\$ 5.77	\$ 3.81	0.00	0.03
	24	\$ 5.20	\$ 3.47	\$ 5.20	\$ 3.44	0.00	0.03
	25	\$ 3.30	\$ 2.20	\$ 3.30	\$ 2.18	0.00	0.02
	26	\$ 2.52	\$ 1.68	\$ 2.52	\$ 1.66	0.00	0.02
	28	\$ 1.52	\$ 1.02	\$ 1.49	\$ 0.99	0.03	0.03
	30	\$ 1.39	\$ 0.93	\$ 1.39	\$ 0.92	0.00	0.01
	32	\$ 1.13	\$ 0.76	\$ 1.13	\$ 0.75	0.00	0.01
	MC	\$ 3.71	\$ 2.48	\$ 3.76	\$ 2.48	-0.04	0.00
CURRENCY (US \$/A \$)			\$ 0.6669		\$ 0.6609		0.0060



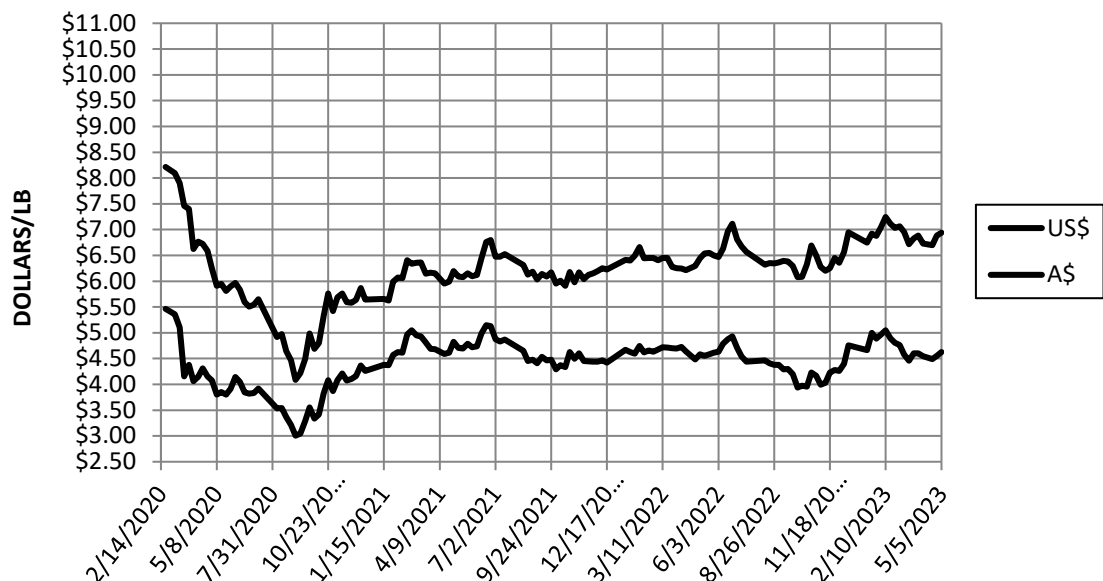
Information source: Wooltrak, Australian Wool Exchange, Weekly Market Review

WEEK ENDING  
MAY 5, 2023

**MARKET INDICATOR CHANGES** US \$/LB. Clean on floor

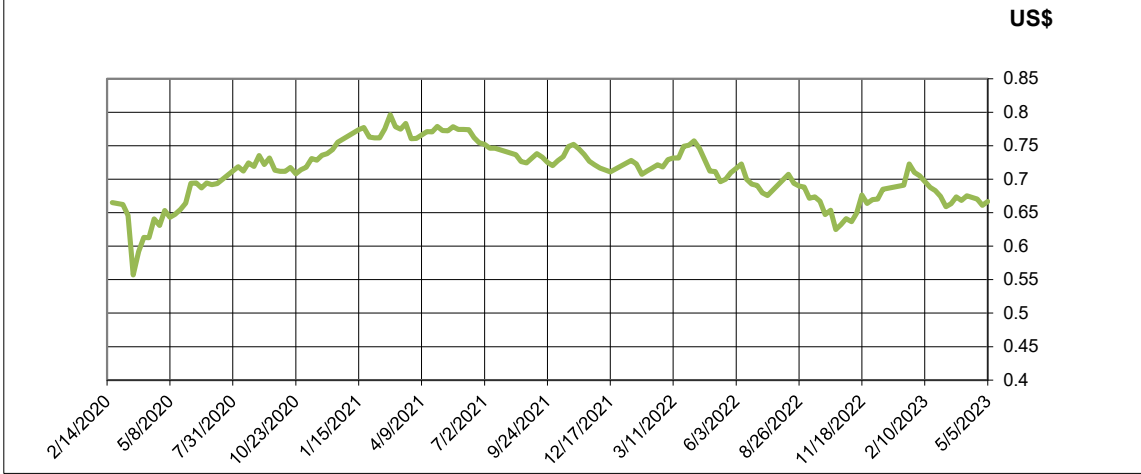
CATEGORY	5/5/2023		4/28/2023		Change	
	A\$	US\$	A\$	US\$	A\$	US\$
EASTERN MI	\$ 5.94	\$ 3.96	\$ 5.91	\$ 3.90	0.04	0.06
Micron						
17	\$ 10.09	\$ 6.73	\$ 10.03	\$ 6.63	0.06	0.10
18	\$ 8.50	\$ 5.67	\$ 8.44	\$ 5.57	0.07	0.10
19	\$ 7.52	\$ 5.02	\$ 7.48	\$ 4.94	0.05	0.08
20	\$ 6.94	\$ 4.63	\$ 6.89	\$ 4.55	0.05	0.08
21	\$ 6.71	\$ 4.47	\$ 6.70	\$ 4.43	0.00	0.04
22	\$ 6.50	\$ 4.33	\$ 6.50	\$ 4.29	0.00	0.04
23	\$ 5.77	\$ 3.84	\$ 5.77	\$ 3.81	0.00	0.03
24	\$ 5.20	\$ 3.47	\$ 5.20	\$ 3.44	0.00	0.03
25	\$ 3.30	\$ 2.20	\$ 3.30	\$ 2.18	0.00	0.02
26	\$ 2.52	\$ 1.68	\$ 2.52	\$ 1.66	0.00	0.02
28	\$ 1.52	\$ 1.02	\$ 1.49	\$ 0.99	0.03	0.03
30	\$ 1.39	\$ 0.93	\$ 1.39	\$ 0.92	0.00	0.01
32	\$ 1.13	\$ 0.76	\$ 1.13	\$ 0.75	0.00	0.01
MC	\$ 3.71	\$ 2.48	\$ 3.76	\$ 2.48	-0.04	0.00
CURRENCY (US \$/A \$)		\$ 0.6669		\$ 0.6609		0.0060

**20 MICRON MARKET INDICATOR**

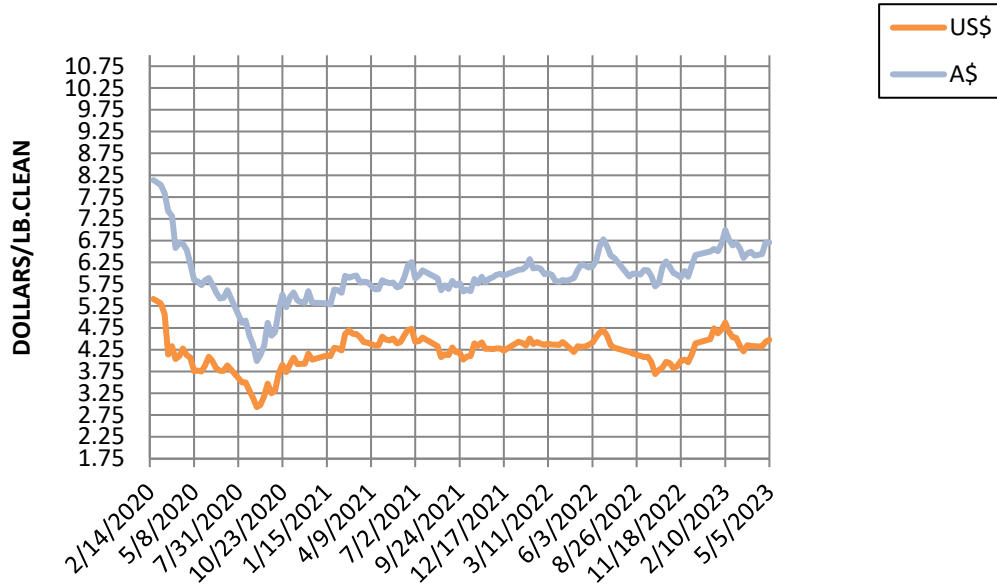


Information source: Wooltrak, Australian Wool Exchange, Weekly Market Review

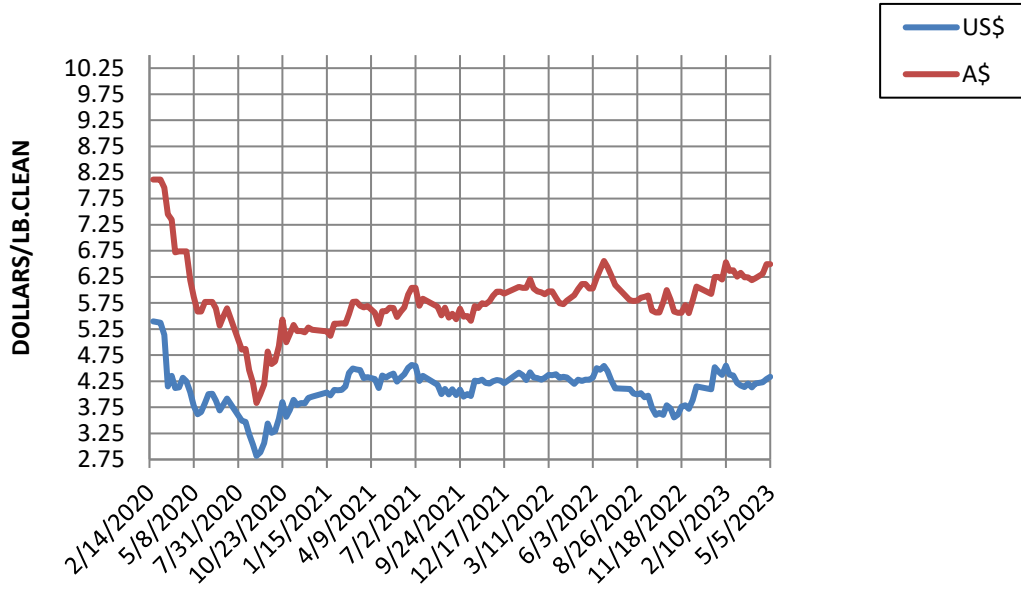
### CURRENCY RATE (US\$:A\$)



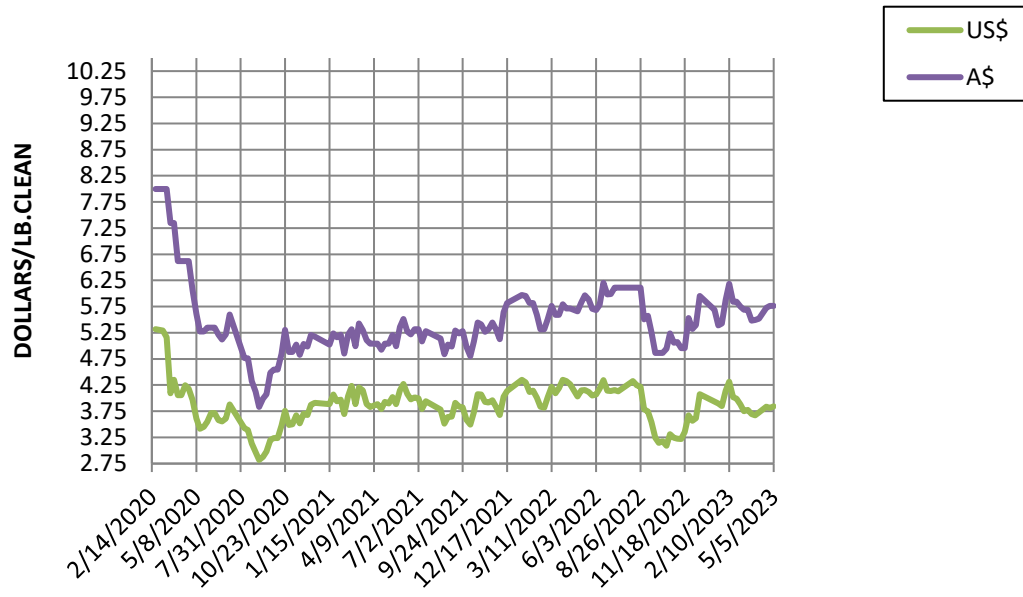
21 MICRON MARKET INDICATOR A\$ vs US\$



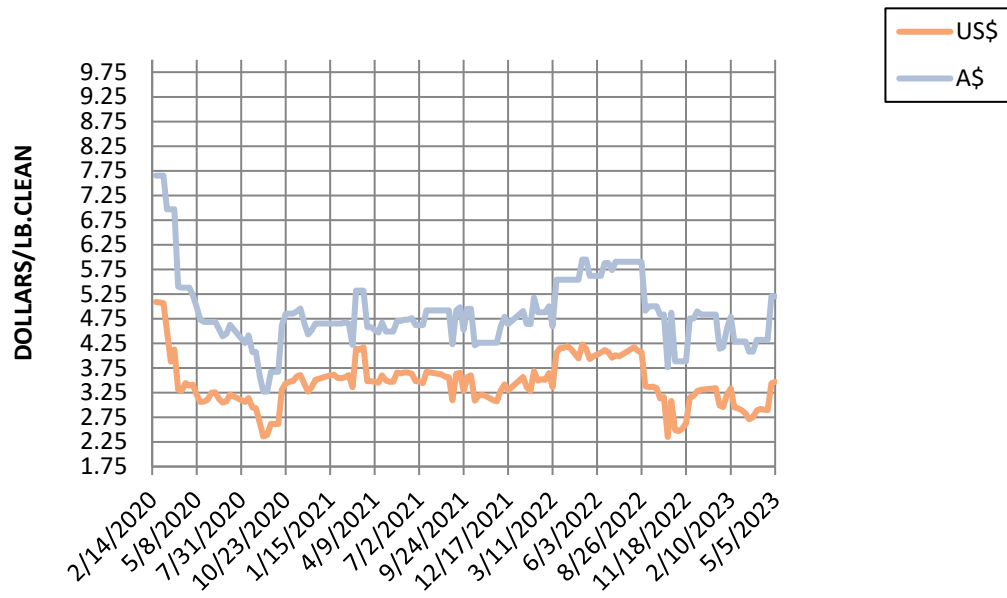
22 MICRON MARKET INDICATOR A\$ vs US\$



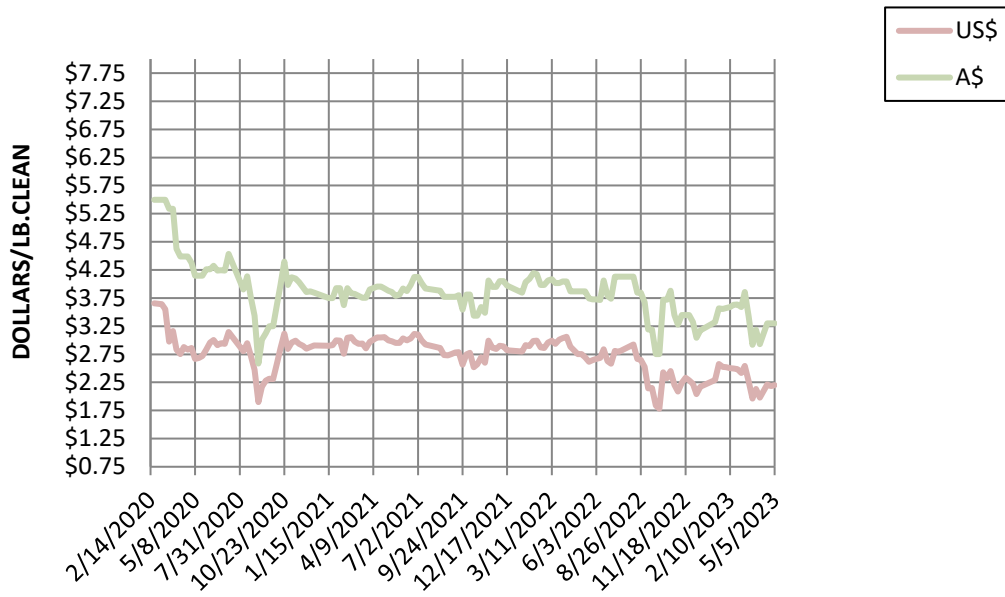
23 MICRON MARKET INDICATOR A\$ vs US\$



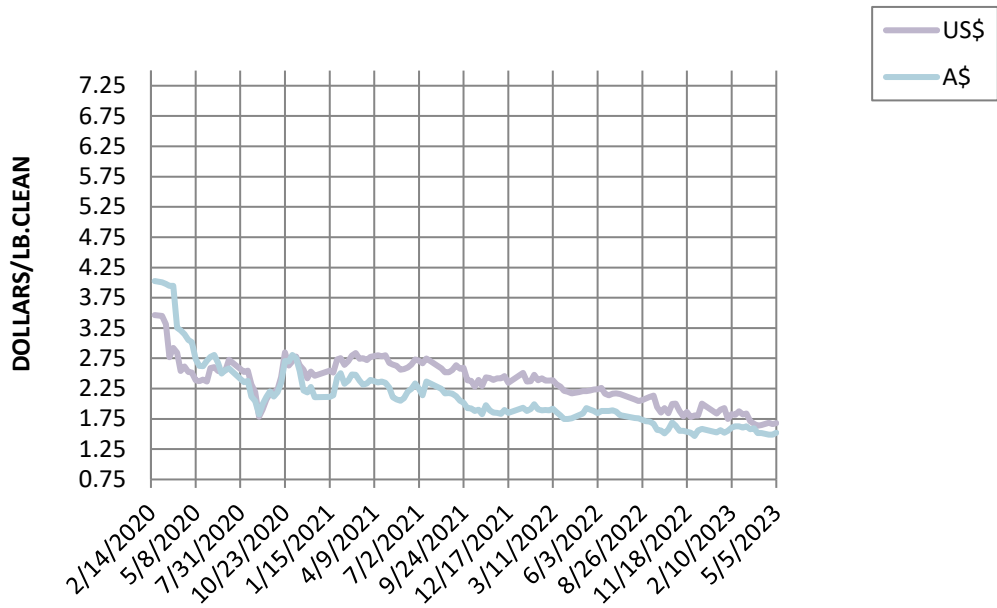
24 MICRON MARKET INDICATOR A\$ vs US\$



25 MICRON MARKET INDICATOR A\$ vs US\$

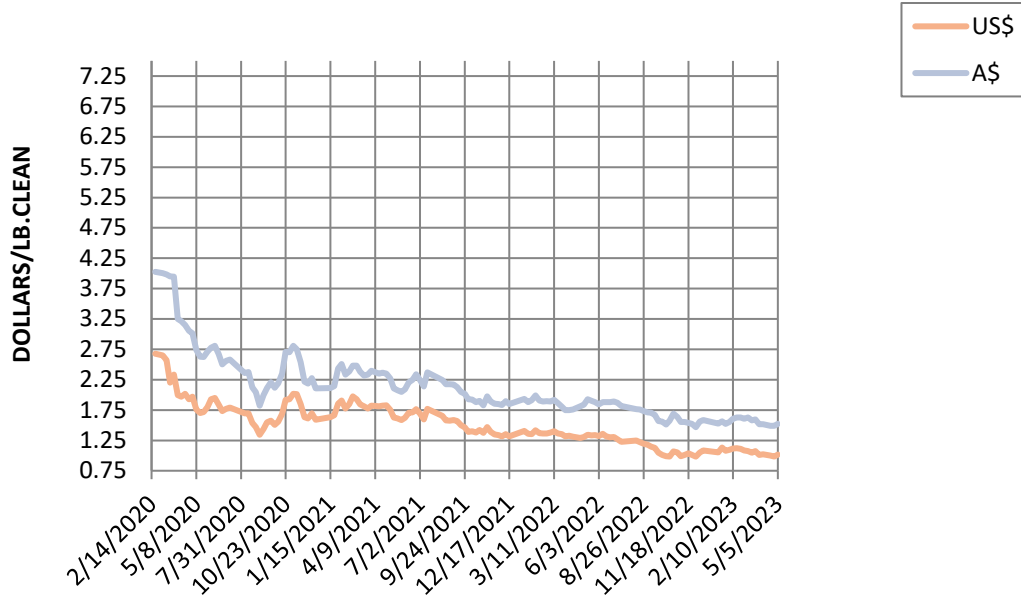


26 MICRON MARKET INDICATOR A\$ vs US\$



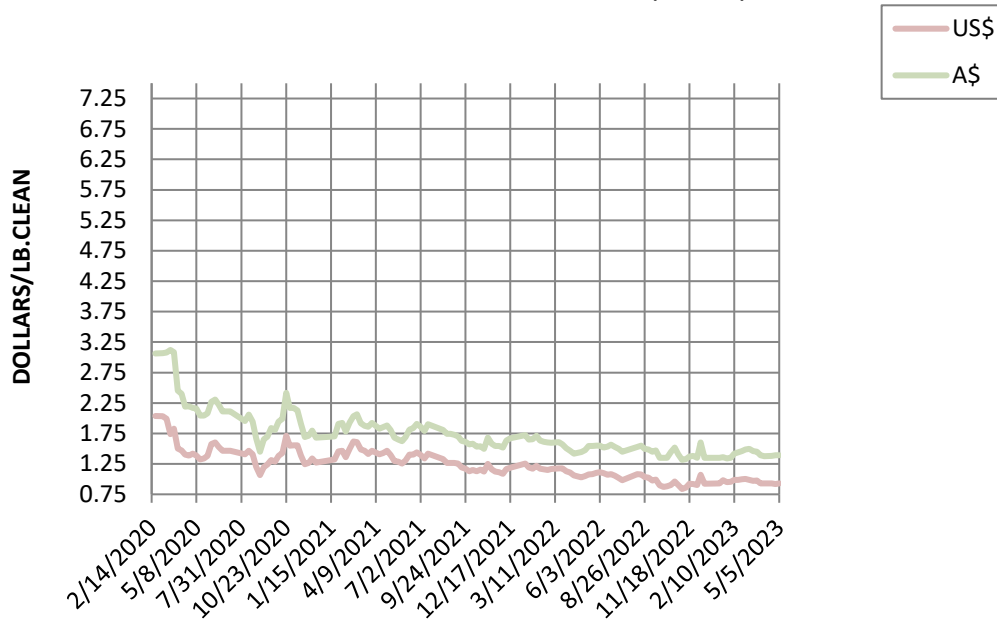
### 28 MICRON MARKET INDICATOR

A\$ vs US\$



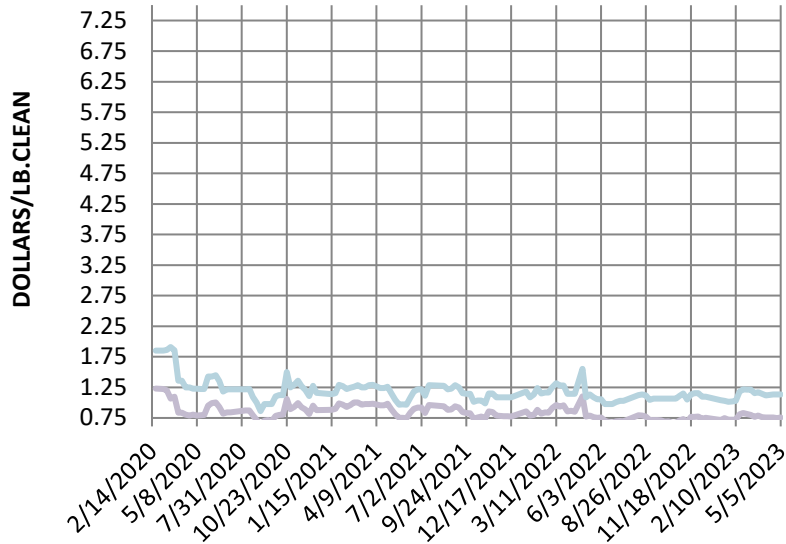
### 30 MICRON MARKET INDICATOR

A\$ vs US\$



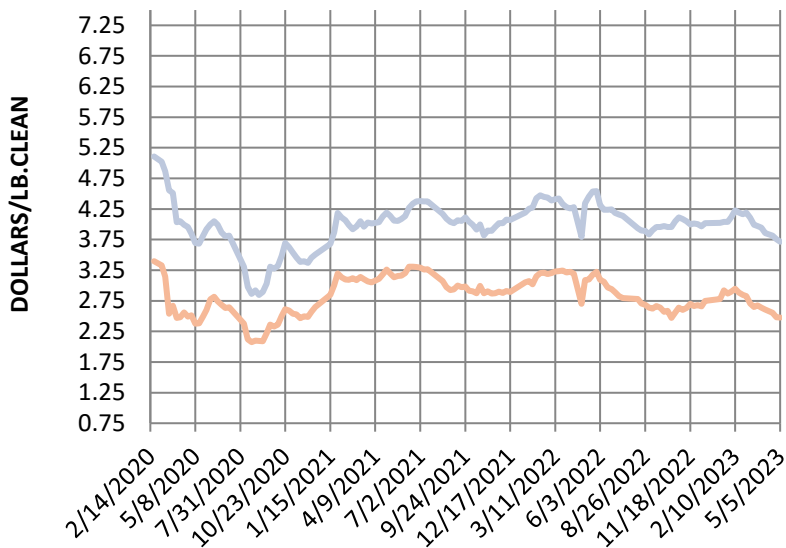
### 32 MICRON MARKET INDICATOR

A\$ vs US\$



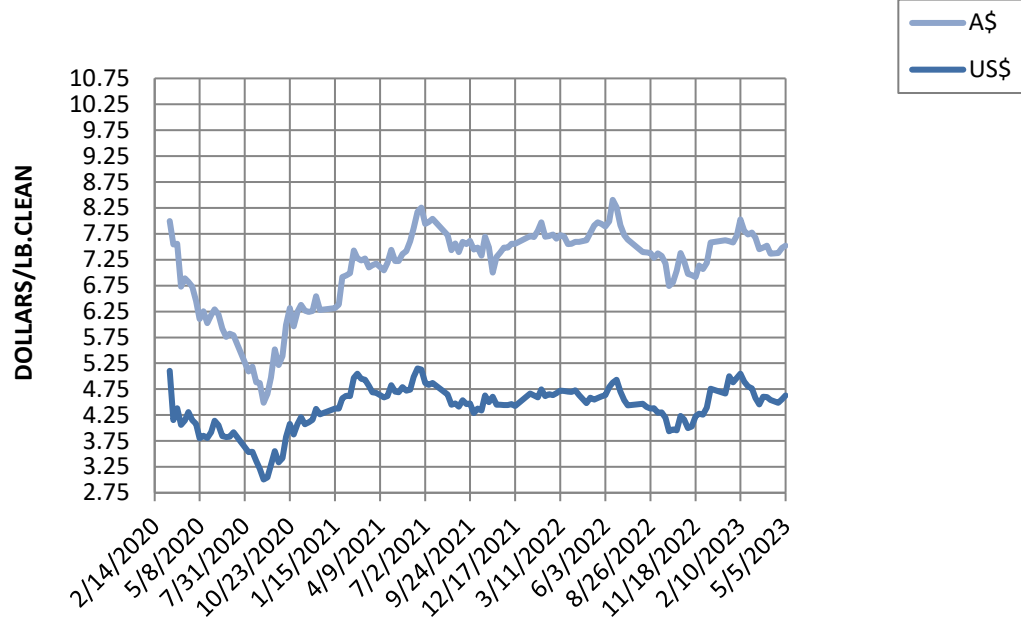
### MC MICRON MARKET INDICATOR

A\$ vs US\$

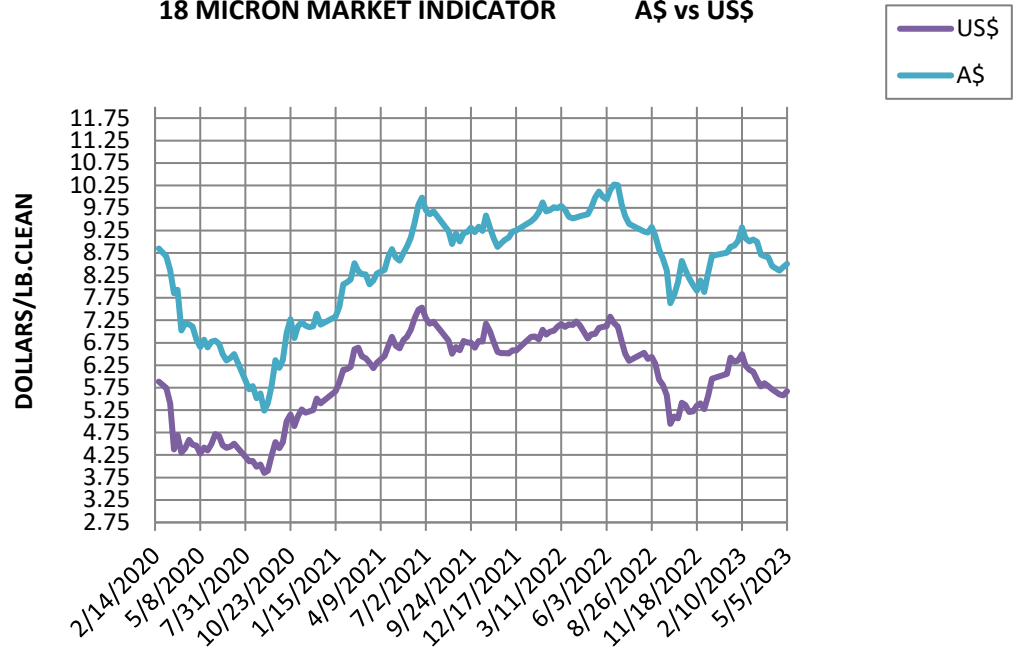




**19 MICRON MARKET INDICATOR A\$ vs US\$**



**18 MICRON MARKET INDICATOR A\$ vs US\$**



# 17 MICRON MARKET INDICATOR

## A\$ vs US\$

