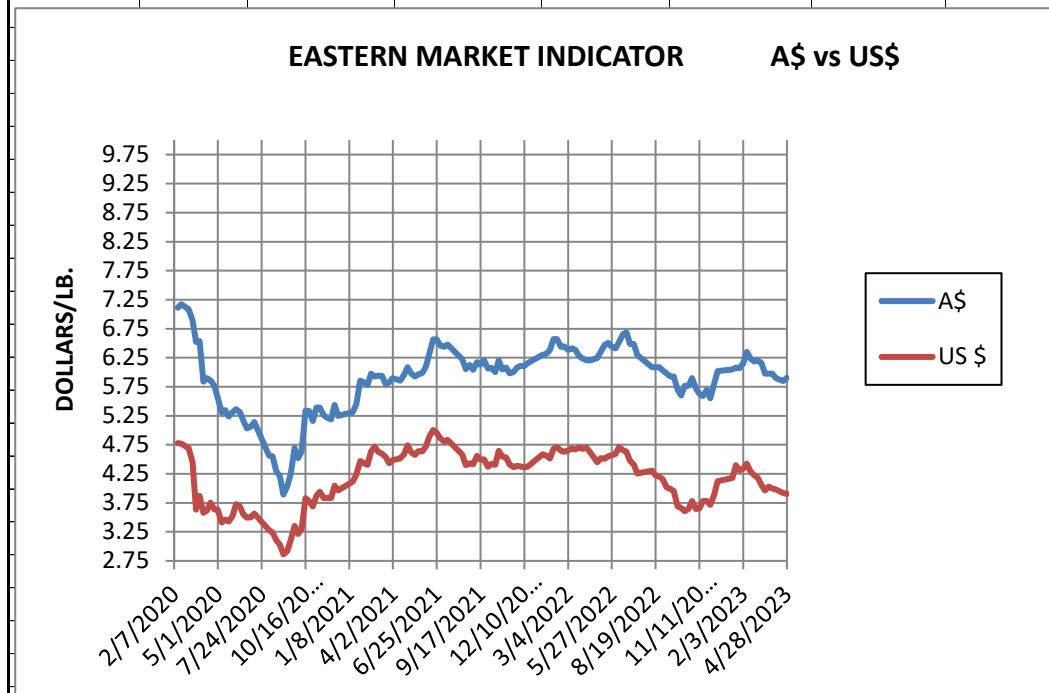


WEEK ENDING  
APRIL 28, 2023

MARKET INDICATOR CHANGE		US \$/LB.		Clean on floor			
CATEGORY		4/28/2023		4/21/2023		Change	
		A\$	US\$	A\$	US\$	A\$	US\$
EASTERN MI		\$ 5.91	\$ 3.90	\$ 5.85	\$ 3.92	0.06	-0.02
Micron							
	17	\$ 10.03	\$ 6.63	\$ 9.96	\$ 6.67	0.07	-0.05
	18	\$ 8.44	\$ 5.57	\$ 8.36	\$ 5.60	0.08	-0.03
	19	\$ 7.48	\$ 4.94	\$ 7.38	\$ 4.95	0.10	0.00
	20	\$ 6.89	\$ 4.55	\$ 6.70	\$ 4.49	0.19	0.06
	21	\$ 6.70	\$ 4.43	\$ 6.44	\$ 4.32	0.26	0.11
	22	\$ 6.50	\$ 4.29	\$ 6.31	\$ 4.23	0.19	0.06
	23	\$ 5.77	\$ 3.81	\$ 5.73	\$ 3.84	0.04	-0.03
	24	\$ 5.20	\$ 3.44	\$ 4.32	\$ 2.89	0.88	0.54
	25	\$ 3.30	\$ 2.18	\$ 3.30	\$ 2.21	0.00	-0.03
	26	\$ 2.52	\$ 1.66	\$ 2.51	\$ 1.68	0.00	-0.02
	28	\$ 1.49	\$ 0.99	\$ 1.49	\$ 1.00	0.00	-0.01
	30	\$ 1.39	\$ 0.92	\$ 1.38	\$ 0.93	0.01	-0.01
	32	\$ 1.13	\$ 0.75	\$ 1.13	\$ 0.76	0.00	-0.01
	MC	\$ 3.76	\$ 2.48	\$ 3.81	\$ 2.55	-0.06	-0.07
CURRENCY (US \$/A \$)			\$ 0.6609		\$ 0.6702		-0.0093



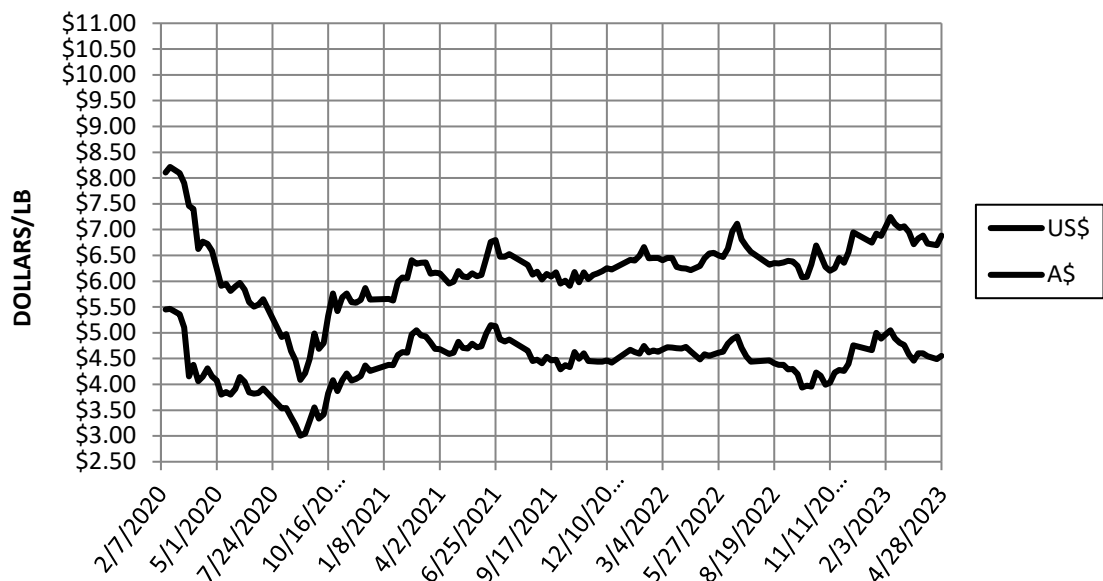
Information source: Wooltrak, Australian Wool Exchange, Weekly Market Review

WEEK ENDING  
APRIL 28, 2023

**MARKET INDICATOR CHANGES** US \$/LB. Clean on floor

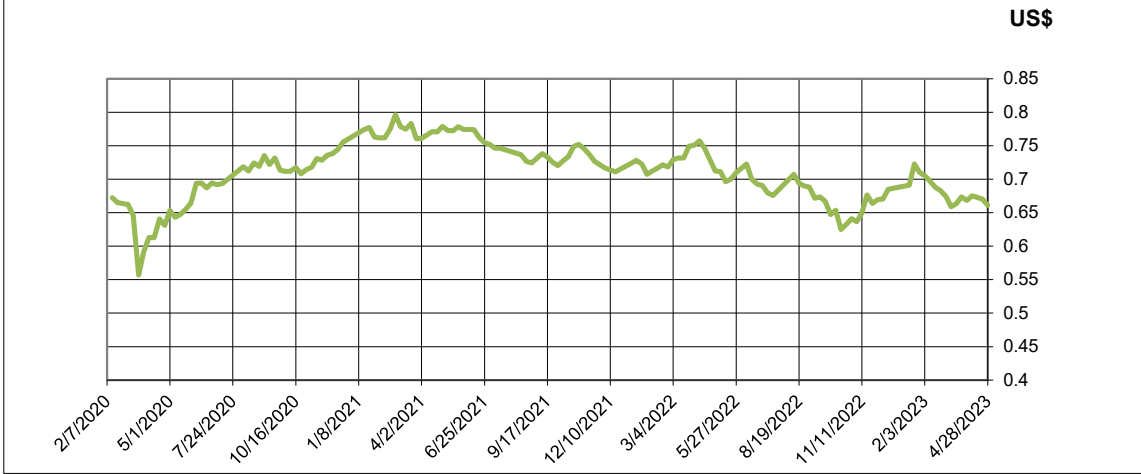
CATEGORY	4/28/2023		4/21/2023		Change	
	A\$	US\$	A\$	US\$	A\$	US\$
EASTERN MI	\$ 5.91	\$ 3.90	\$ 5.85	\$ 3.92	0.06	-0.02
Micron						
17	\$ 10.03	\$ 6.63	\$ 9.96	\$ 6.67	0.07	-0.05
18	\$ 8.44	\$ 5.57	\$ 8.36	\$ 5.60	0.08	-0.03
19	\$ 7.48	\$ 4.94	\$ 7.38	\$ 4.95	0.10	0.00
20	\$ 6.89	\$ 4.55	\$ 6.70	\$ 4.49	0.19	0.06
21	\$ 6.70	\$ 4.43	\$ 6.44	\$ 4.32	0.26	0.11
22	\$ 6.50	\$ 4.29	\$ 6.31	\$ 4.23	0.19	0.06
23	\$ 5.77	\$ 3.81	\$ 5.73	\$ 3.84	0.04	-0.03
24	\$ 5.20	\$ 3.44	\$ 4.32	\$ 2.89	0.88	0.54
25	\$ 3.30	\$ 2.18	\$ 3.30	\$ 2.21	0.00	-0.03
26	\$ 2.52	\$ 1.66	\$ 2.51	\$ 1.68	0.00	-0.02
28	\$ 1.49	\$ 0.99	\$ 1.49	\$ 1.00	0.00	-0.01
30	\$ 1.39	\$ 0.92	\$ 1.38	\$ 0.93	0.01	-0.01
32	\$ 1.13	\$ 0.75	\$ 1.13	\$ 0.76	0.00	-0.01
MC	\$ 3.76	\$ 2.48	\$ 3.81	\$ 2.55	-0.06	-0.07
CURRENCY (US \$/A \$)		\$ 0.6609		\$ 0.6702		-0.0093

**20 MICRON MARKET INDICATOR**

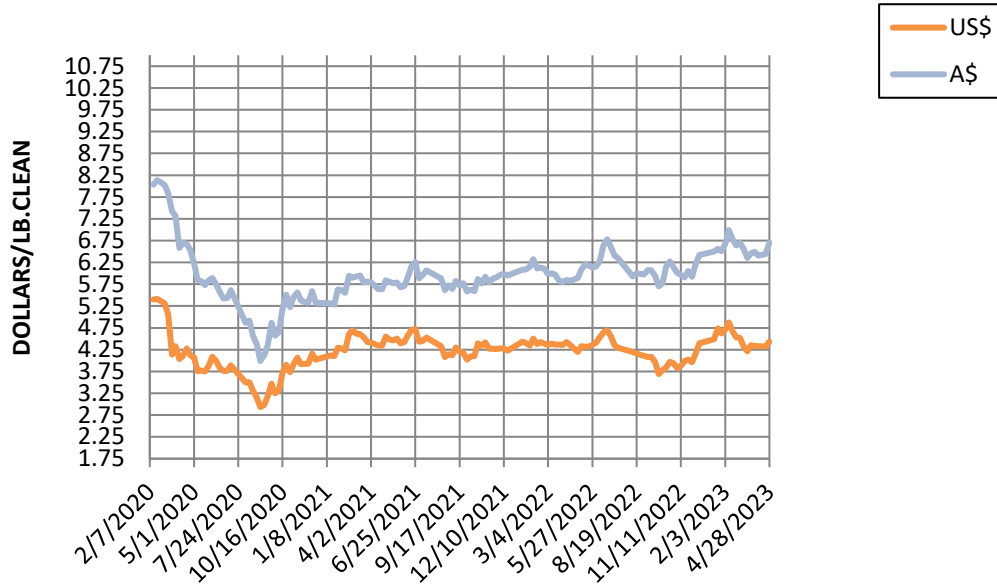


Information source: Wooltrak, Australian Wool Exchange, Weekly Market Review

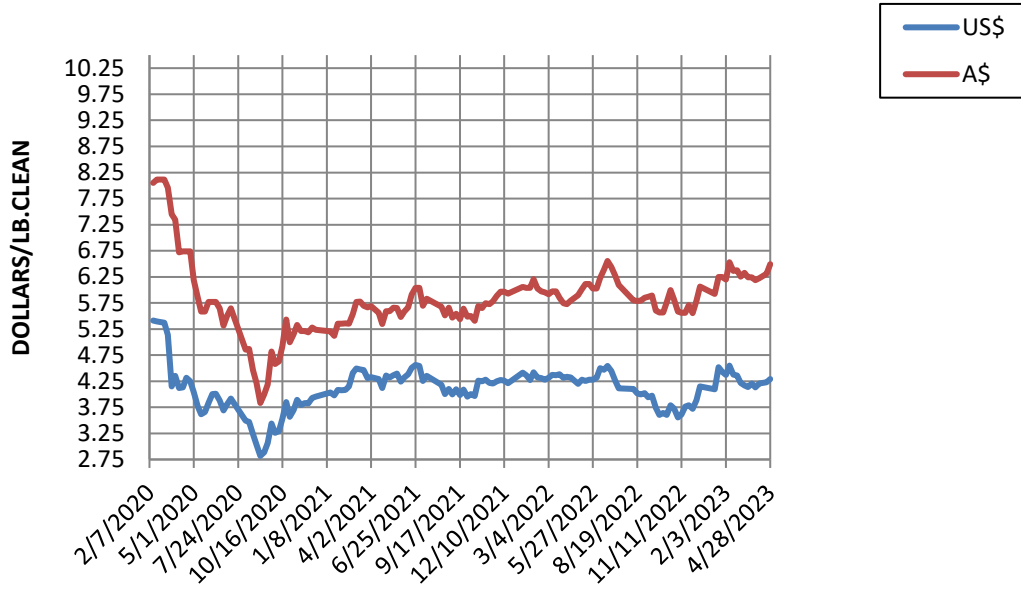
### CURRENCY RATE (US\$:A\$)



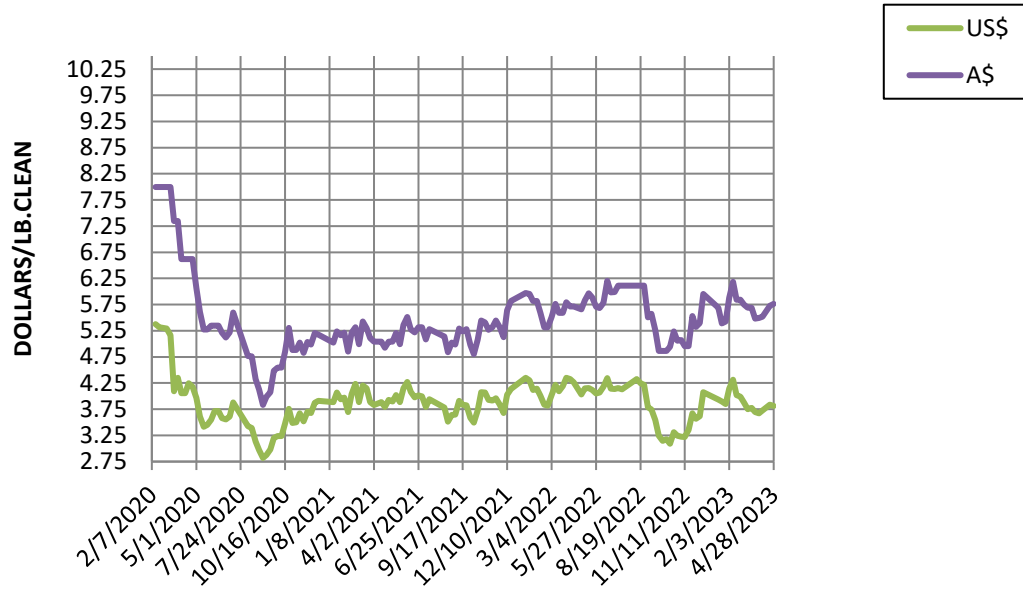
21 MICRON MARKET INDICATOR A\$ vs US\$



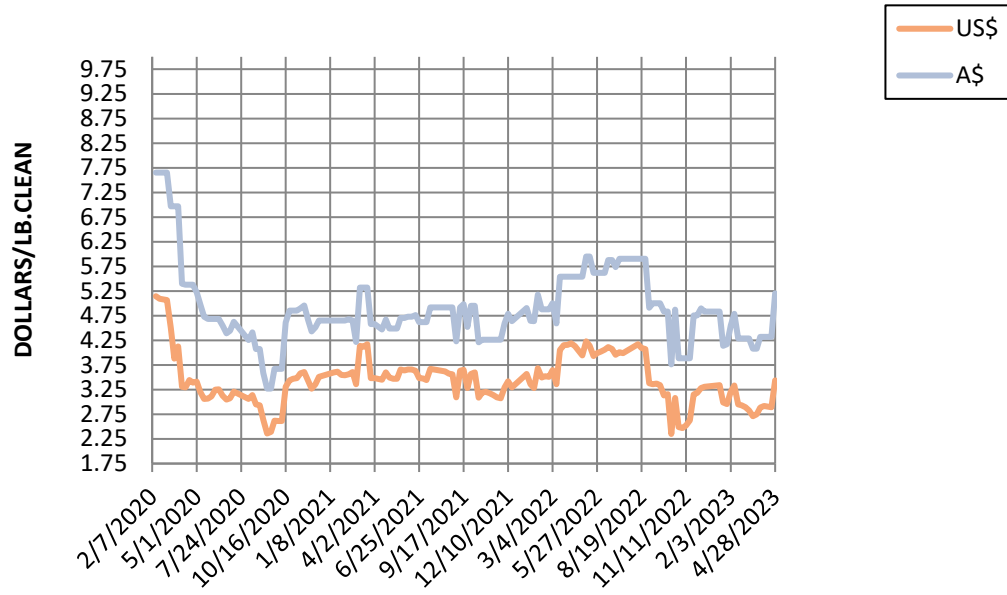
22 MICRON MARKET INDICATOR A\$ vs US\$



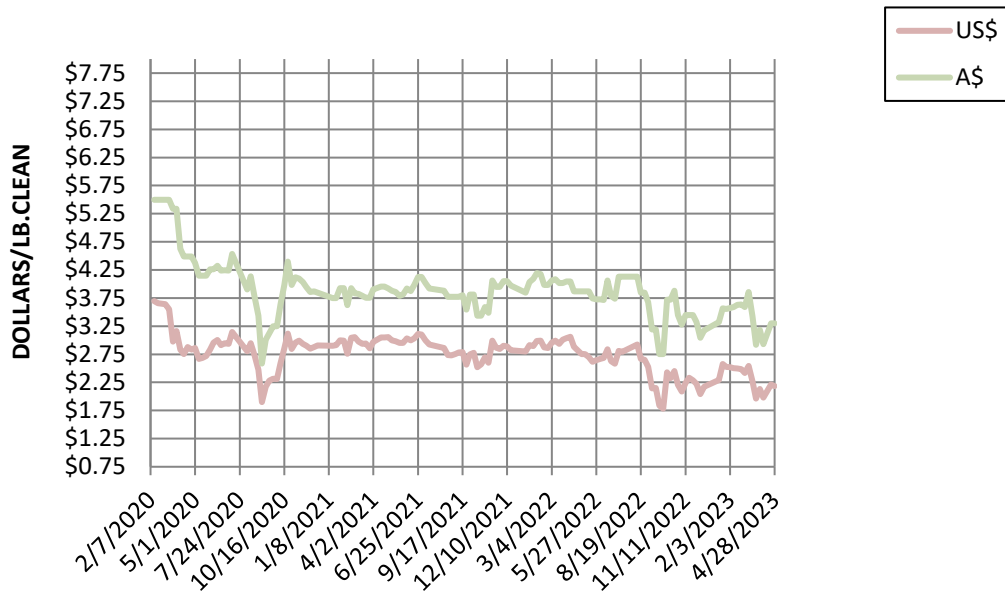
23 MICRON MARKET INDICATOR A\$ vs US\$



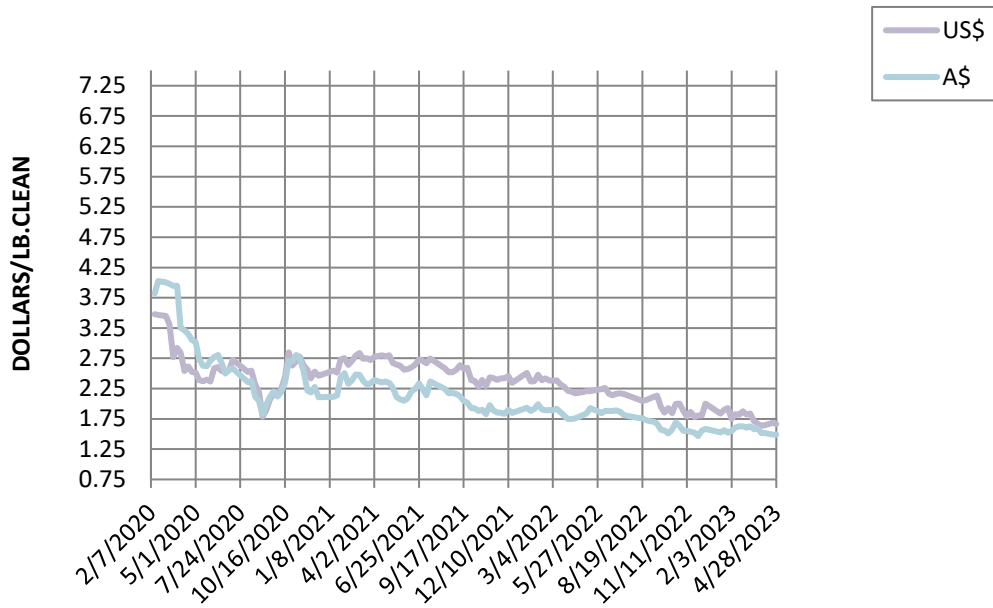
24 MICRON MARKET INDICATOR A\$ vs US\$



25 MICRON MARKET INDICATOR A\$ vs US\$

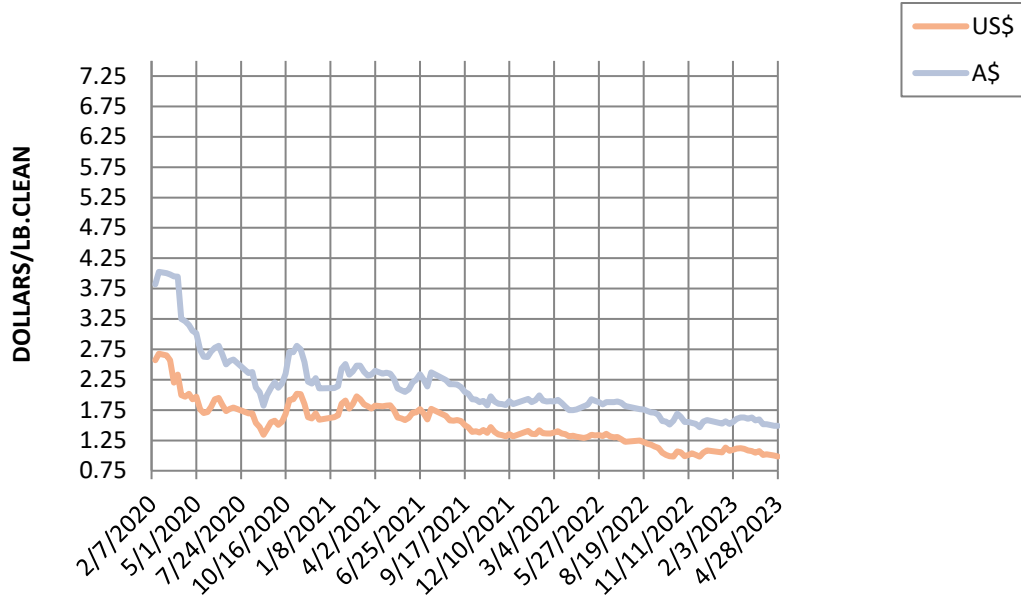


26 MICRON MARKET INDICATOR A\$ vs US\$



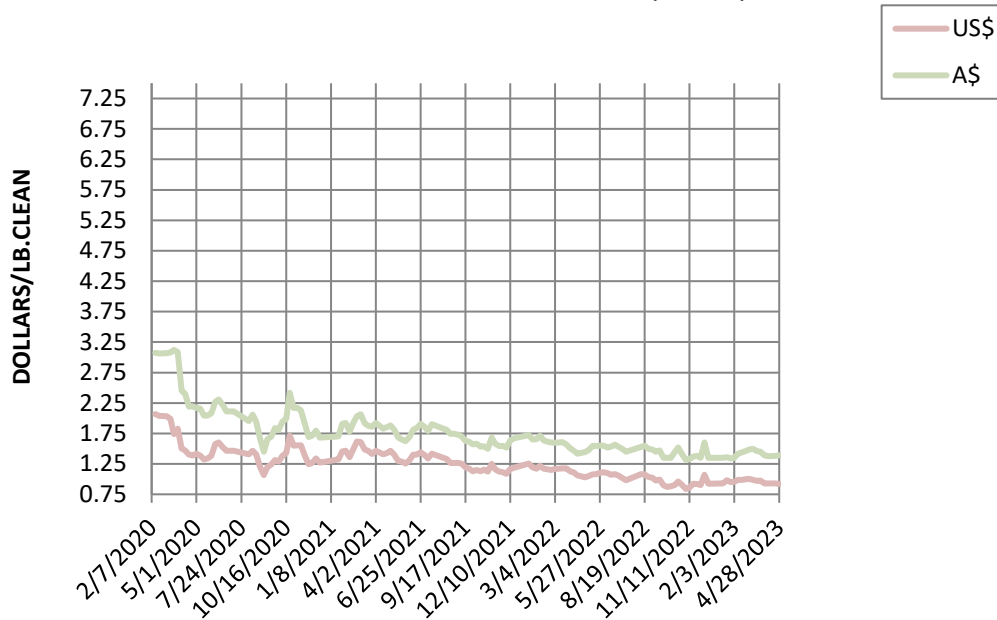
**28 MICRON MARKET INDICATOR**

**A\$ vs US\$**



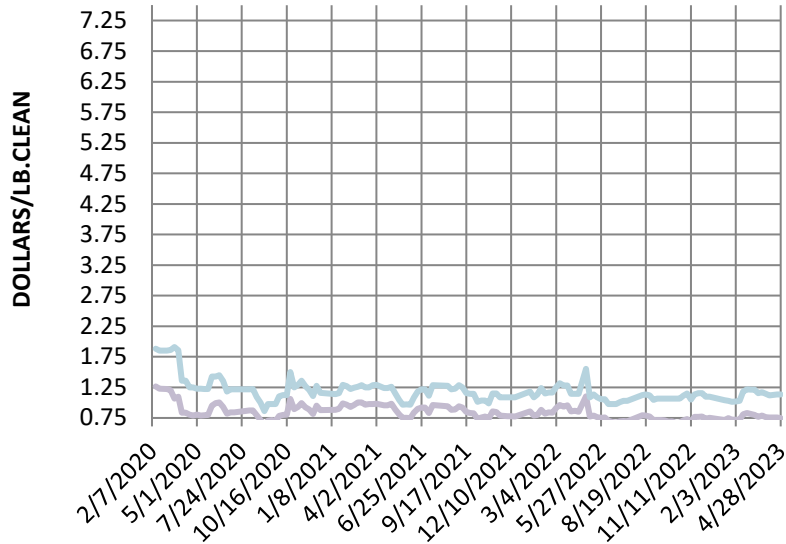
**30 MICRON MARKET INDICATOR**

**A\$ vs US\$**



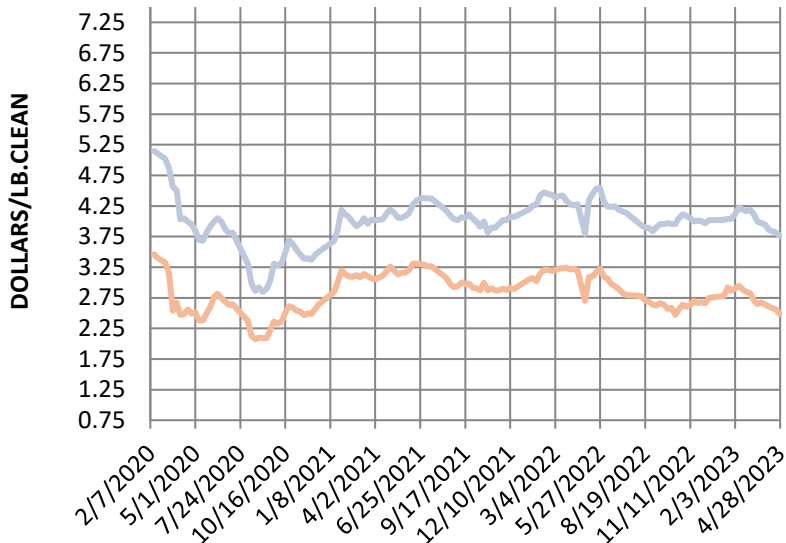
### 32 MICRON MARKET INDICATOR

A\$ vs US\$



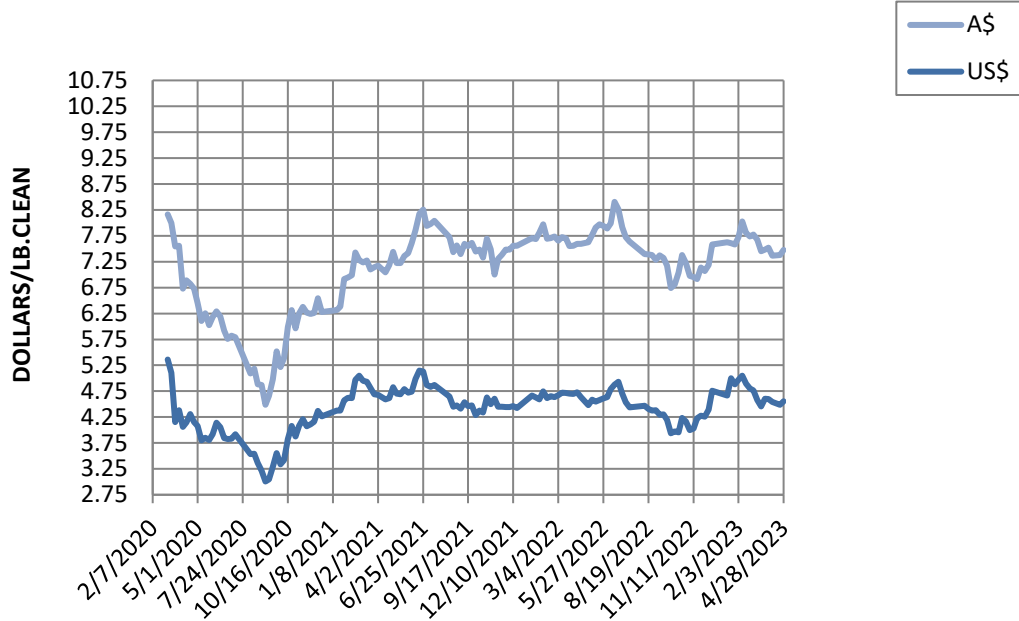
### MC MICRON MARKET INDICATOR

A\$ vs US\$

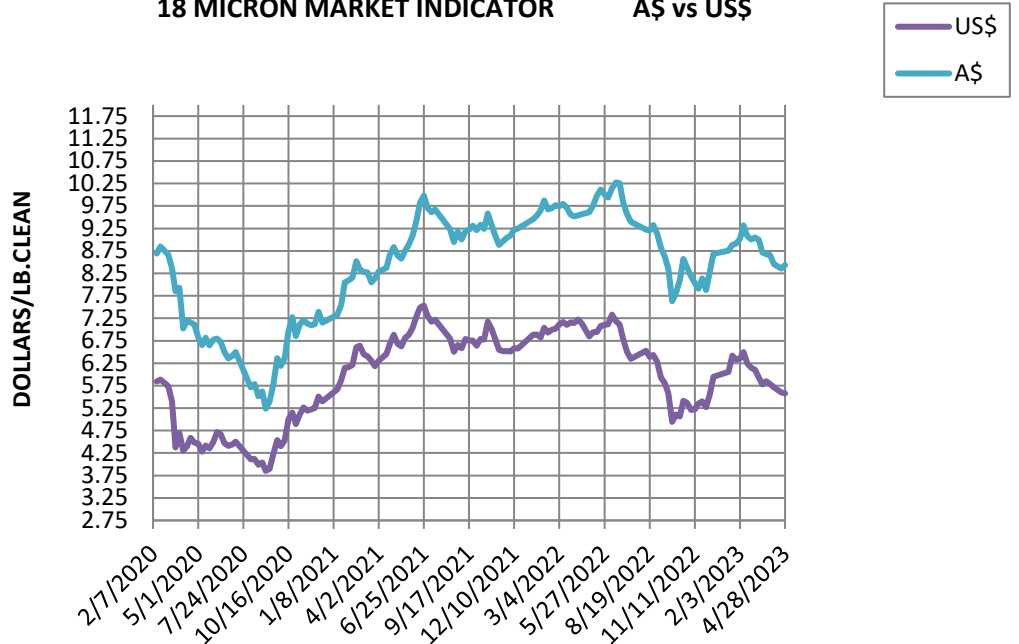




**19 MICRON MARKET INDICATOR      A\$ vs US\$**



**18 MICRON MARKET INDICATOR      A\$ vs US\$**



17 MICRON MARKET INDICATOR

A\$ vs US\$

