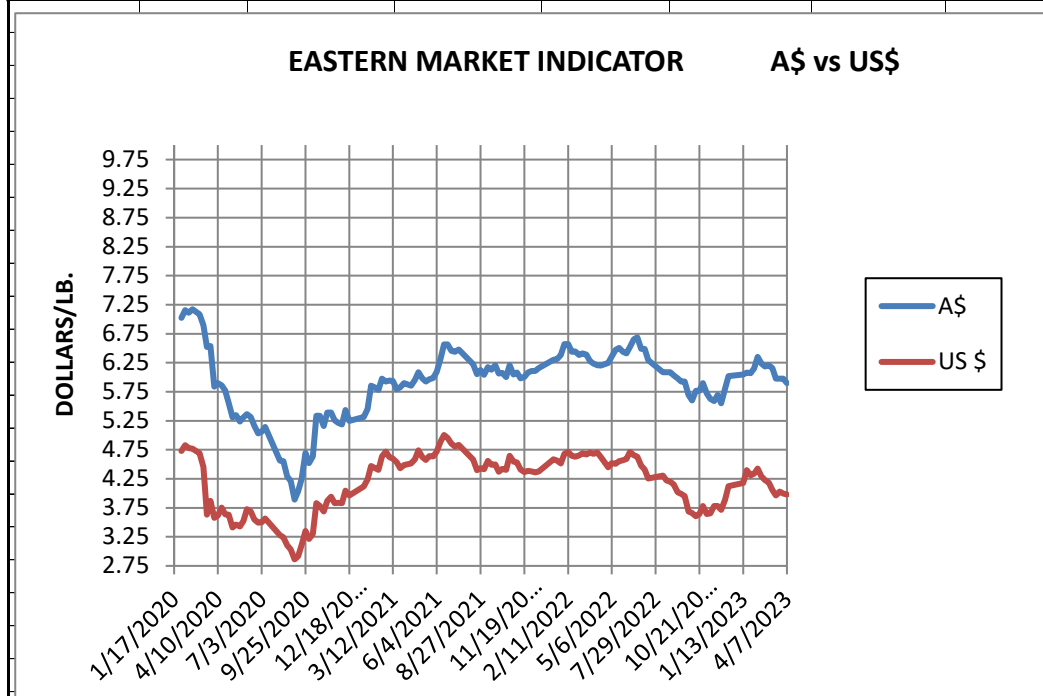


WEEK ENDING
APRIL 7, 2023

MARKET INDICATOR CHANGE		US \$/LB.		Clean on floor			
CATEGORY		4/7/2023		3/31/2023		Change	
		A\$	US\$	A\$	US\$	A\$	US\$
EASTERN	MI	\$ 5.90	\$ 3.98	\$ 5.98	\$ 4.00	-0.08	-0.01
	Micron						
	17	\$ 9.91	\$ 6.69	\$ 10.03	\$ 6.70	-0.12	-0.01
	18	\$ 8.46	\$ 5.71	\$ 8.66	\$ 5.79	-0.20	-0.07
	19	\$ 7.37	\$ 4.98	\$ 7.52	\$ 5.03	-0.15	-0.05
	20	\$ 6.73	\$ 4.54	\$ 6.88	\$ 4.60	-0.15	-0.05
	21	\$ 6.41	\$ 4.33	\$ 6.49	\$ 4.34	-0.08	-0.01
	22	\$ 6.22	\$ 4.20	\$ 6.19	\$ 4.13	0.04	0.07
	23	\$ 5.52	\$ 3.73	\$ 5.49	\$ 3.67	0.03	0.06
	24	\$ 4.32	\$ 2.92	\$ 4.32	\$ 2.89	0.00	0.03
	25	\$ 2.93	\$ 1.98	\$ 3.19	\$ 2.13	-0.26	-0.15
	26	\$ 2.44	\$ 1.65	\$ 2.45	\$ 1.64	-0.01	0.01
	28	\$ 1.52	\$ 1.02	\$ 1.52	\$ 1.01	0.00	0.01
	30	\$ 1.37	\$ 0.93	\$ 1.39	\$ 0.93	-0.02	0.00
	32	\$ 1.12	\$ 0.76	\$ 1.14	\$ 0.76	-0.02	-0.01
	MC	\$ 3.86	\$ 2.60	\$ 3.94	\$ 2.64	-0.09	-0.03
CURRENCY (US \$/A \$)			\$ 0.6753		\$ 0.6683		0.0070



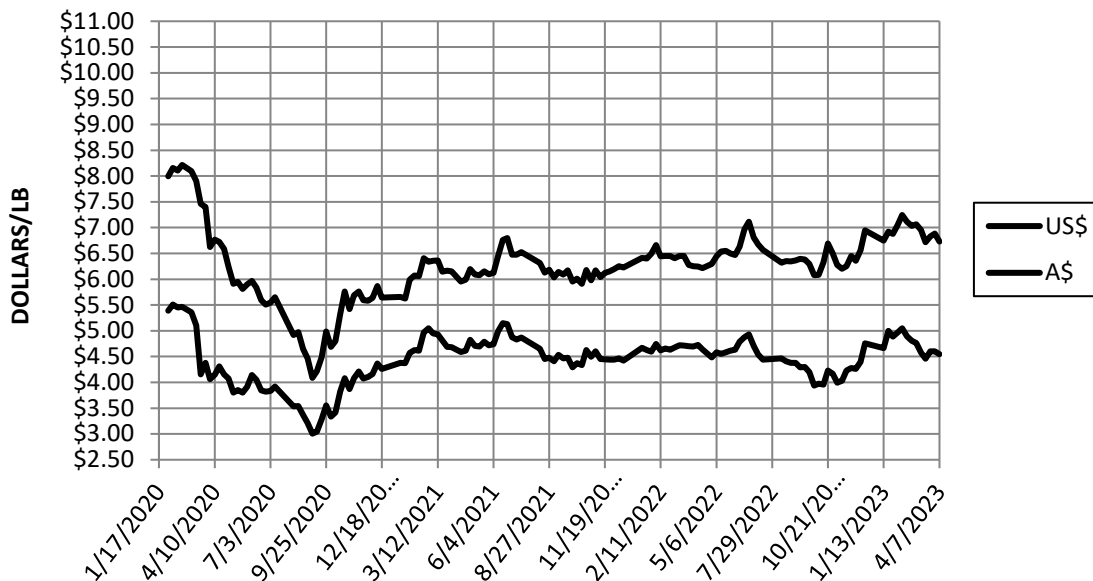
Information source: Wooltrak, Australian Wool Exchange, Weekly Market Review

WEEK ENDING
APRIL 7, 2023

MARKET INDICATOR CHANGES US \$/LB. Clean on floor

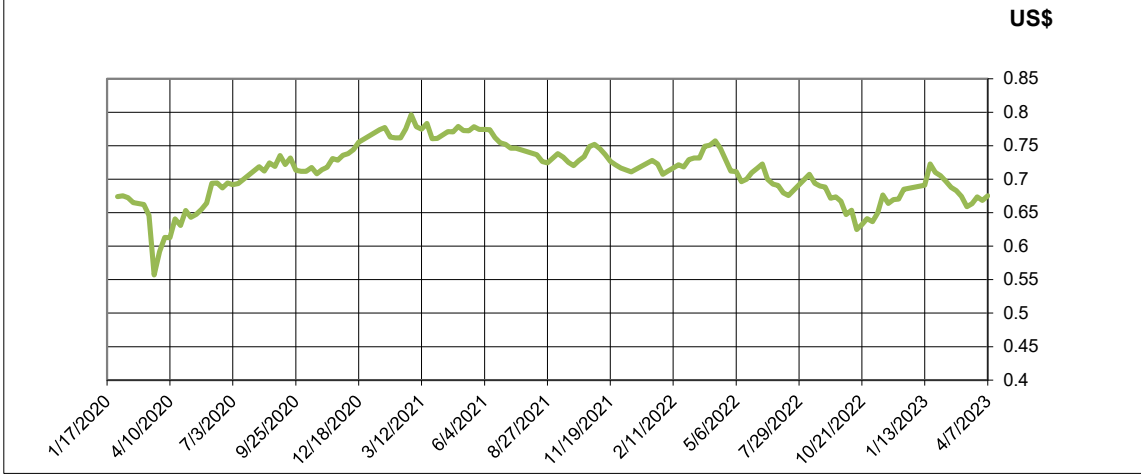
CATEGORY	4/7/2023		3/31/2023		Change	
	A\$	US\$	A\$	US\$	A\$	US\$
EASTERN MI	\$ 5.90	\$ 3.98	\$ 5.98	\$ 4.00	-0.08	-0.01
Micron						
17	\$ 9.91	\$ 6.69	\$ 10.03	\$ 6.70	-0.12	-0.01
18	\$ 8.46	\$ 5.71	\$ 8.66	\$ 5.79	-0.20	-0.07
19	\$ 7.37	\$ 4.98	\$ 7.52	\$ 5.03	-0.15	-0.05
20	\$ 6.73	\$ 4.54	\$ 6.88	\$ 4.60	-0.15	-0.05
21	\$ 6.41	\$ 4.33	\$ 6.49	\$ 4.34	-0.08	-0.01
22	\$ 6.22	\$ 4.20	\$ 6.19	\$ 4.13	0.04	0.07
23	\$ 5.52	\$ 3.73	\$ 5.49	\$ 3.67	0.03	0.06
24	\$ 4.32	\$ 2.92	\$ 4.32	\$ 2.89	0.00	0.03
25	\$ 2.93	\$ 1.98	\$ 3.19	\$ 2.13	-0.26	-0.15
26	\$ 2.44	\$ 1.65	\$ 2.45	\$ 1.64	-0.01	0.01
28	\$ 1.52	\$ 1.02	\$ 1.52	\$ 1.01	0.00	0.01
30	\$ 1.37	\$ 0.93	\$ 1.39	\$ 0.93	-0.02	0.00
32	\$ 1.12	\$ 0.76	\$ 1.14	\$ 0.76	-0.02	-0.01
MC	\$ 3.86	\$ 2.60	\$ 3.94	\$ 2.64	-0.09	-0.03
CURRENCY (US \$/A \$)		\$ 0.6753		\$ 0.6683		0.0070

20 MICRON MARKET INDICATOR

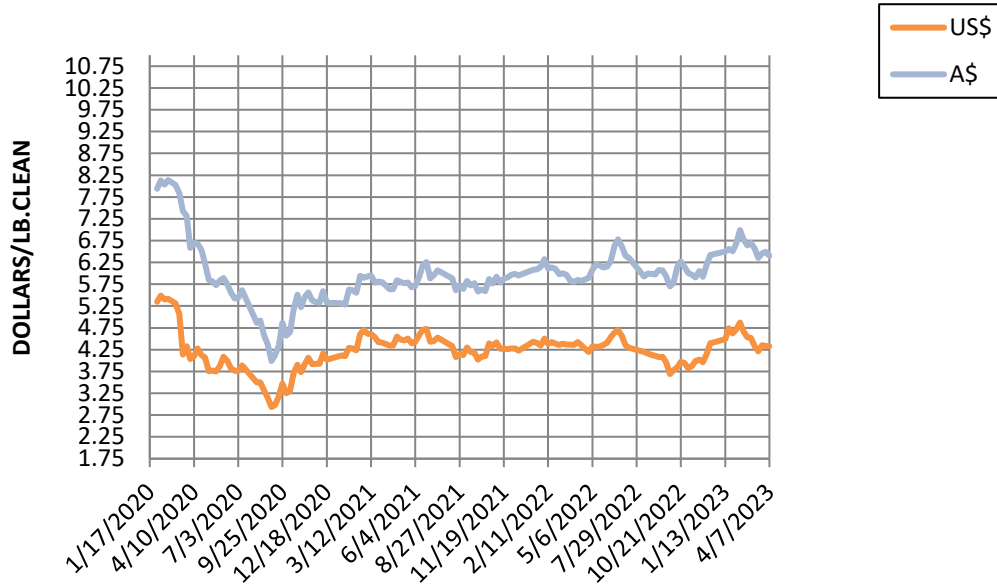


Information source: Wooltrak, Australian Wool Exchange, Weekly Market Review

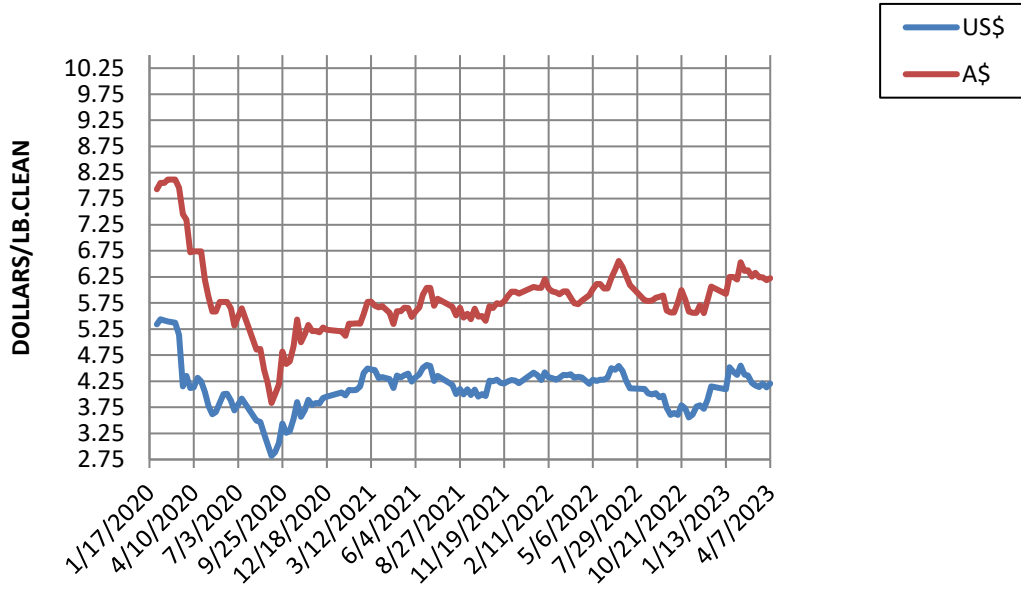
CURRENCY RATE (US\$:A\$)



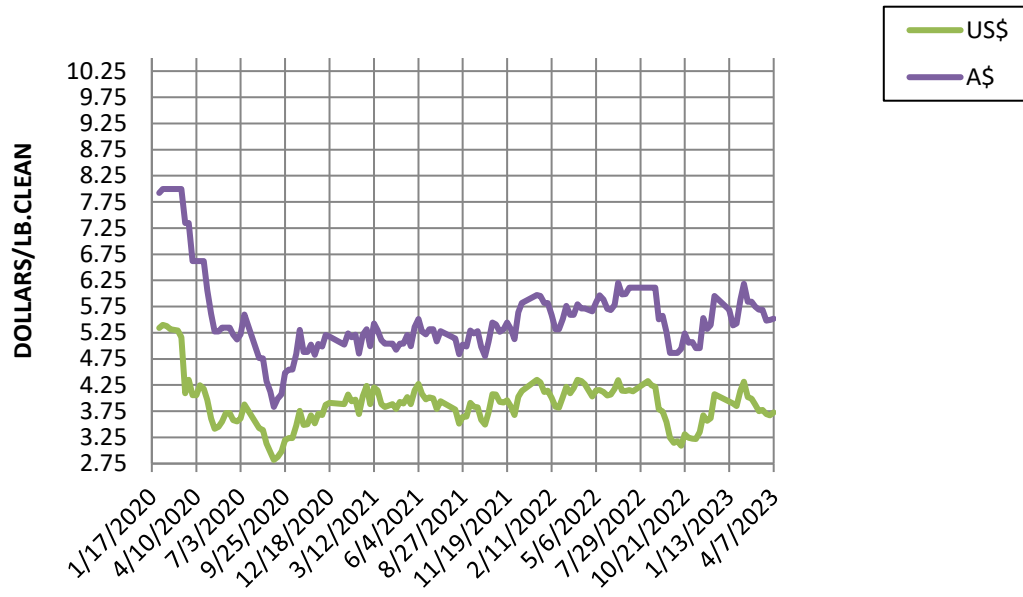
21 MICRON MARKET INDICATOR A\$ vs US\$



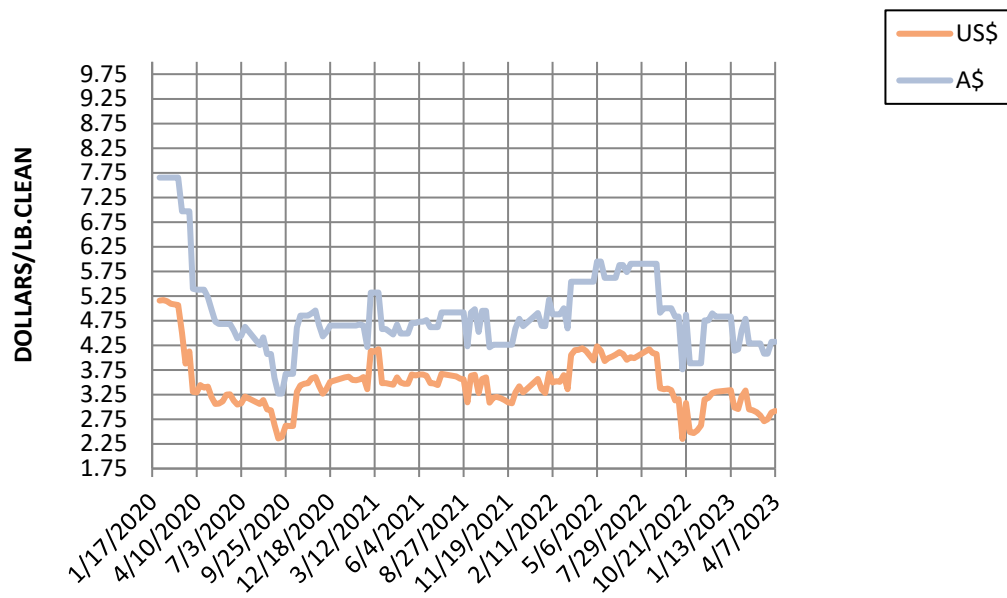
22 MICRON MARKET INDICATOR A\$ vs US\$



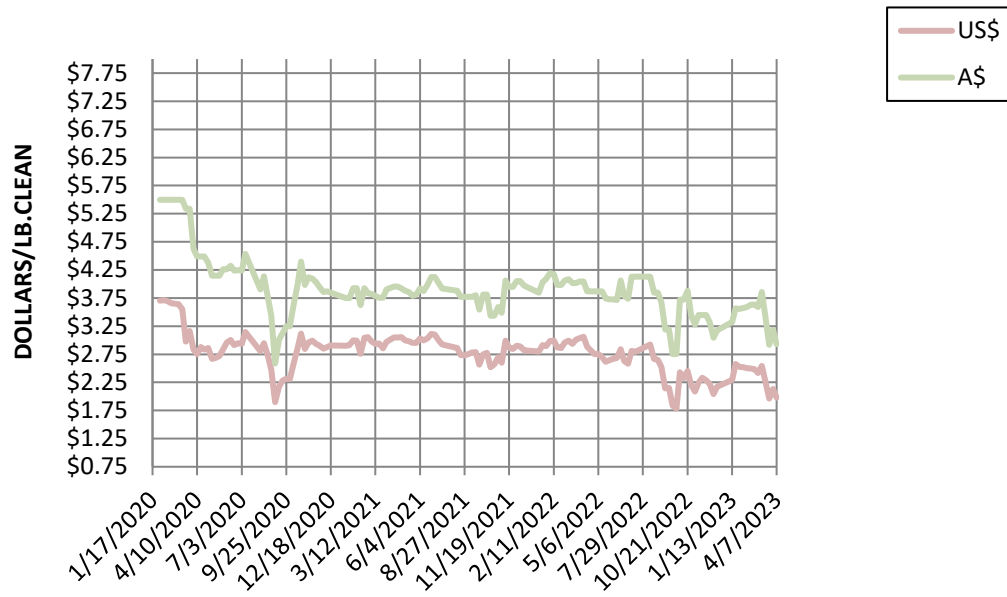
23 MICRON MARKET INDICATOR A\$ vs US\$



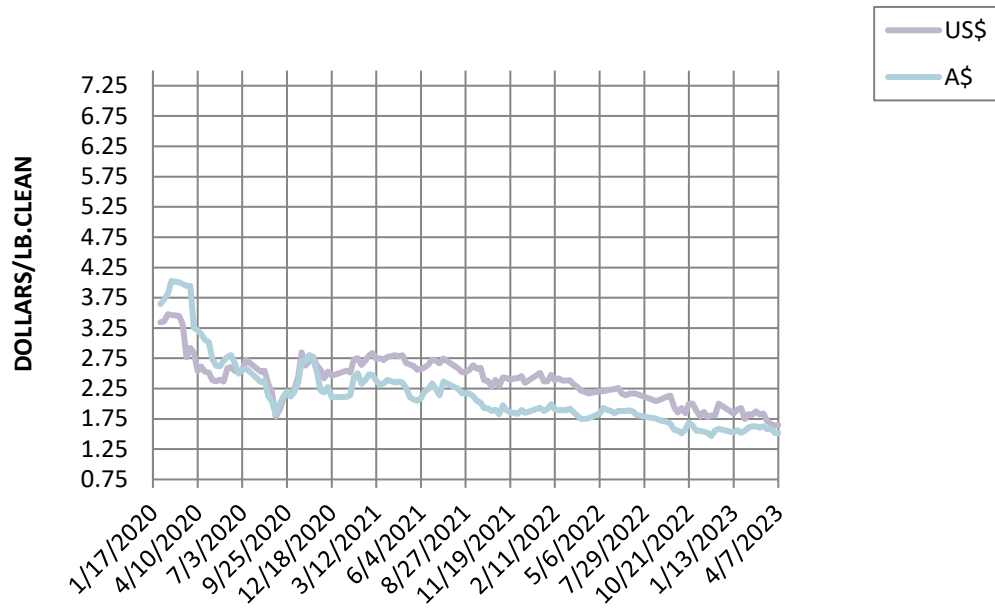
24 MICRON MARKET INDICATOR A\$ vs US\$



25 MICRON MARKET INDICATOR A\$ vs US\$

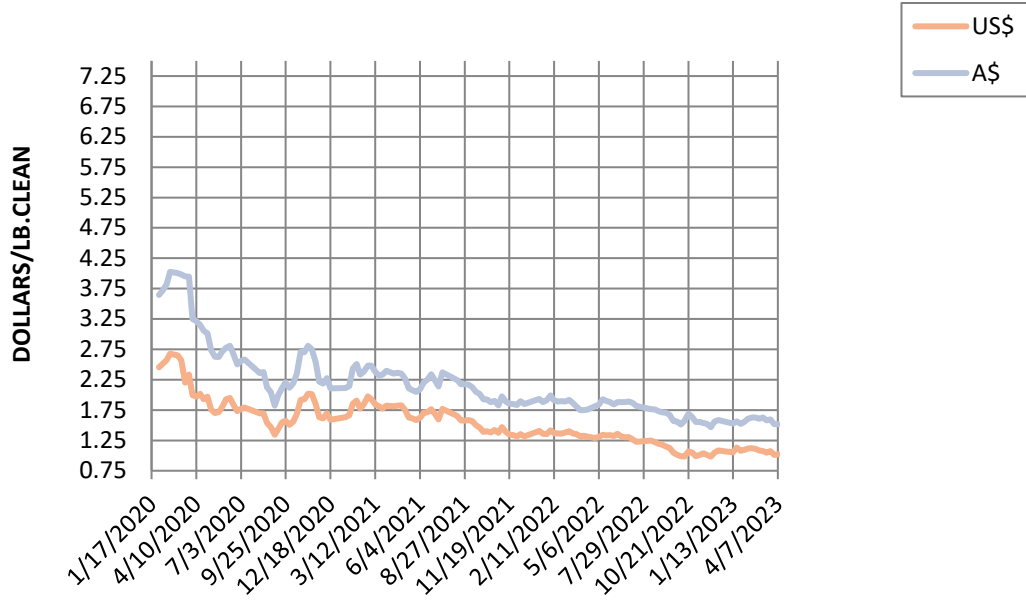


26 MICRON MARKET INDICATOR A\$ vs US\$



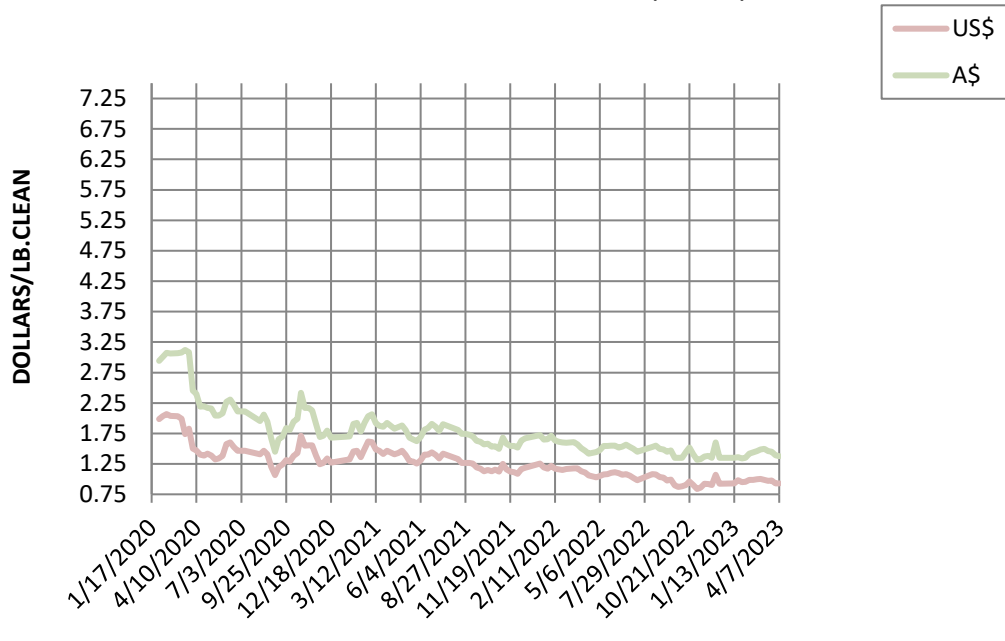
28 MICRON MARKET INDICATOR

A\$ vs US\$



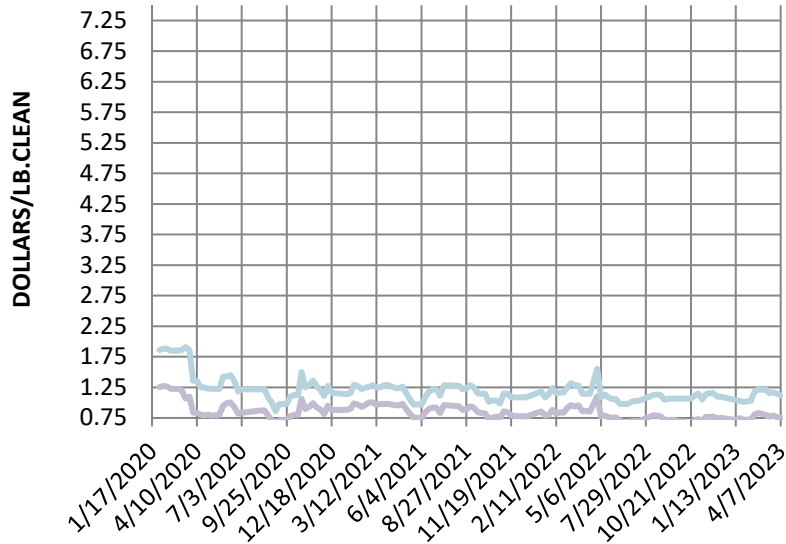
30 MICRON MARKET INDICATOR

A\$ vs US\$



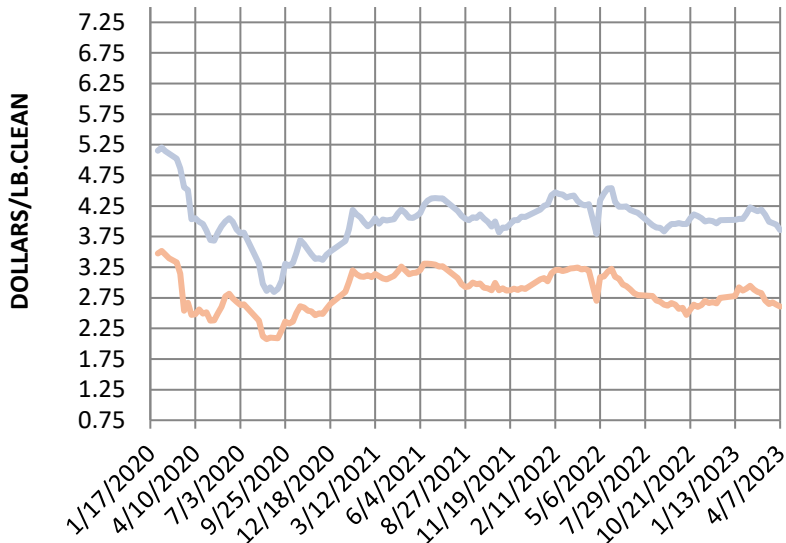
32 MICRON MARKET INDICATOR

A\$ vs US\$

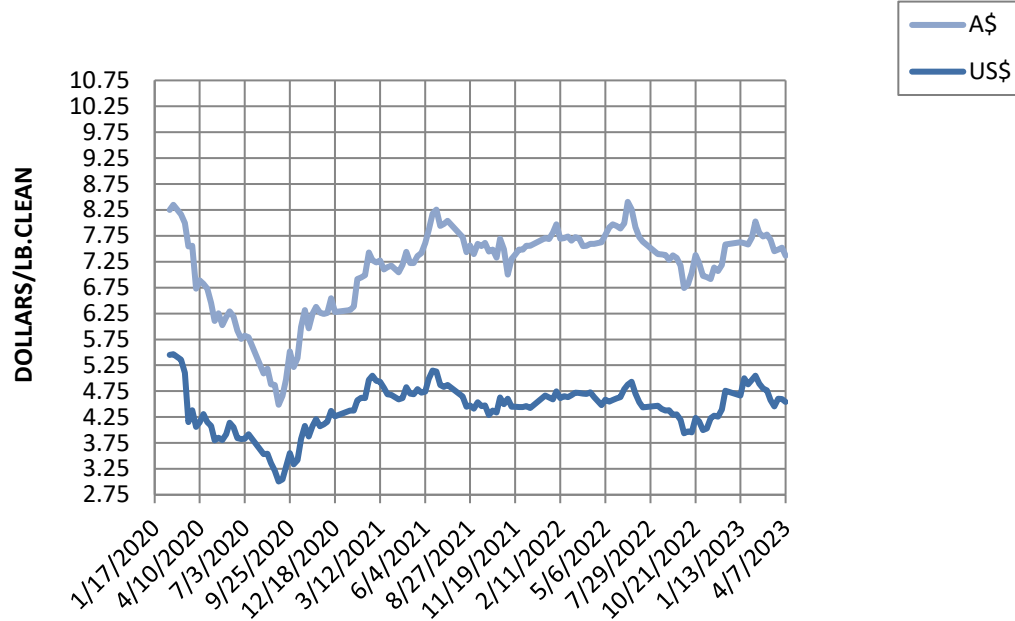


MC MICRON MARKET INDICATOR

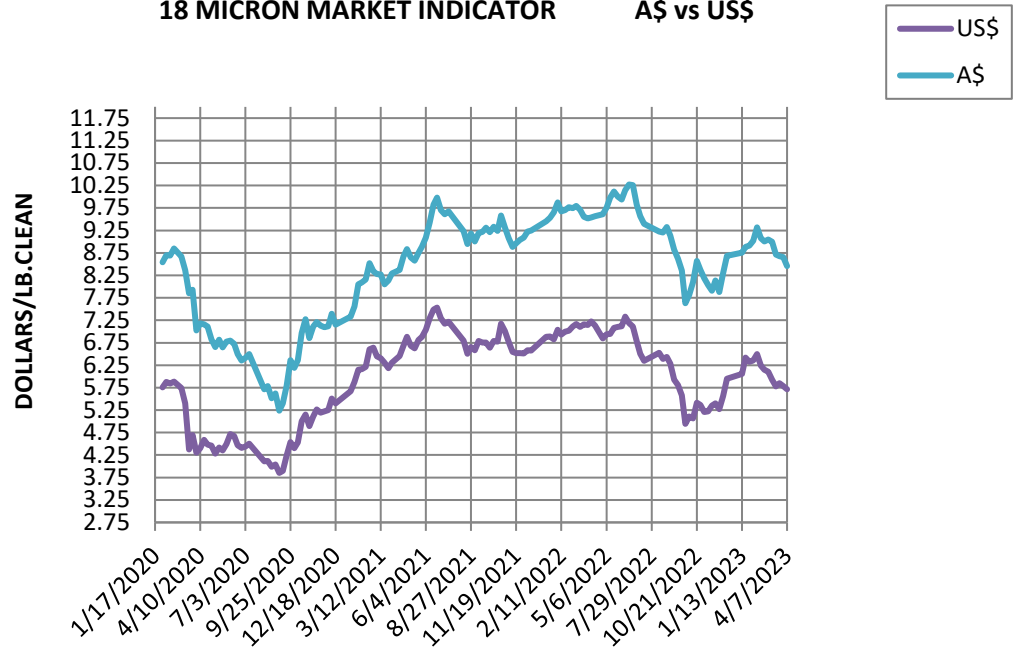
A\$ vs US\$



19 MICRON MARKET INDICATOR A\$ vs US\$



18 MICRON MARKET INDICATOR A\$ vs US\$



17 MICRON MARKET INDICATOR

A\$ vs US\$

