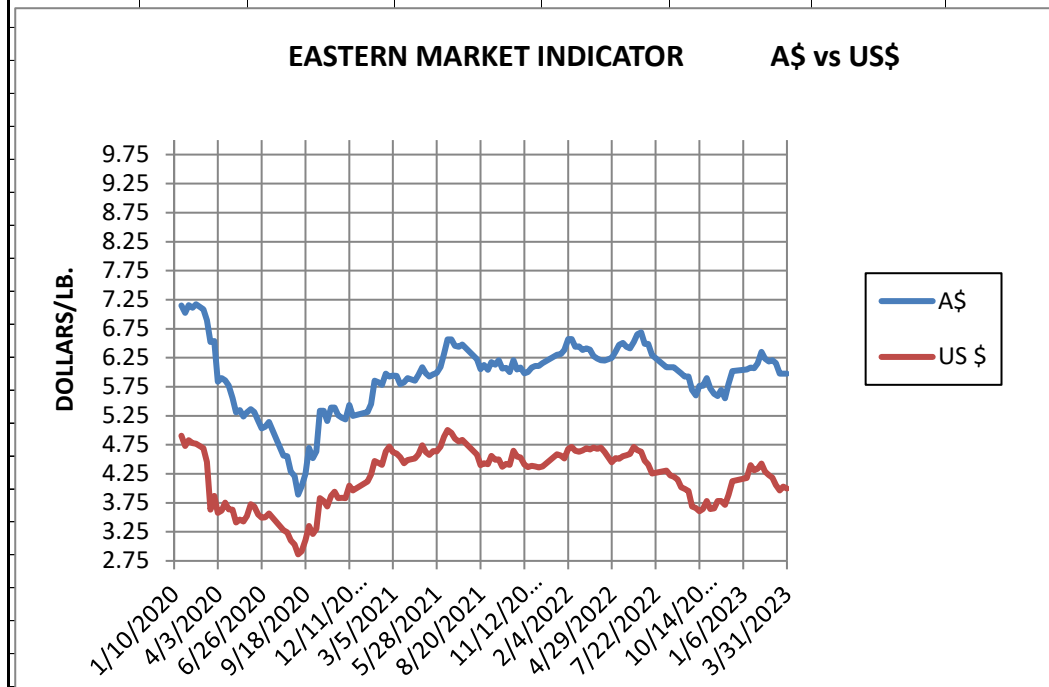


WEEK ENDING
MARCH 31, 2023

MARKET INDICATOR CHANGE		US \$/LB.		Clean on floor			
CATEGORY		3/31/2023		3/24/2023		Change	
		A\$	US\$	A\$	US\$	A\$	US\$
EASTERN MI		\$ 5.98	\$ 4.00	\$ 5.98	\$ 4.03	0.00	-0.03
Micron							
	17	\$ 10.03	\$ 6.70	\$ 10.17	\$ 6.85	-0.14	-0.15
	18	\$ 8.66	\$ 5.79	\$ 8.68	\$ 5.85	-0.02	-0.06
	19	\$ 7.52	\$ 5.03	\$ 7.48	\$ 5.04	0.04	-0.01
	20	\$ 6.88	\$ 4.60	\$ 6.83	\$ 4.60	0.05	0.00
	21	\$ 6.49	\$ 4.34	\$ 6.45	\$ 4.35	0.04	-0.01
	22	\$ 6.19	\$ 4.13	\$ 6.24	\$ 4.21	-0.05	-0.07
	23	\$ 5.49	\$ 3.67	\$ 5.48	\$ 3.70	0.01	-0.02
	24	\$ 4.32	\$ 2.89	\$ 4.08	\$ 2.75	0.24	0.14
	25	\$ 3.19	\$ 2.13	\$ 2.92	\$ 1.97	0.27	0.17
	26	\$ 2.45	\$ 1.64	\$ 2.48	\$ 1.67	-0.03	-0.03
	28	\$ 1.52	\$ 1.01	\$ 1.60	\$ 1.08	-0.08	-0.06
	30	\$ 1.39	\$ 0.93	\$ 1.45	\$ 0.98	-0.06	-0.05
	32	\$ 1.14	\$ 0.76	\$ 1.17	\$ 0.79	-0.03	-0.02
	MC	\$ 3.94	\$ 2.64	\$ 3.97	\$ 2.67	-0.02	-0.04
CURRENCY (US \$/A \$)			\$ 0.6683		\$ 0.6738		-0.0055



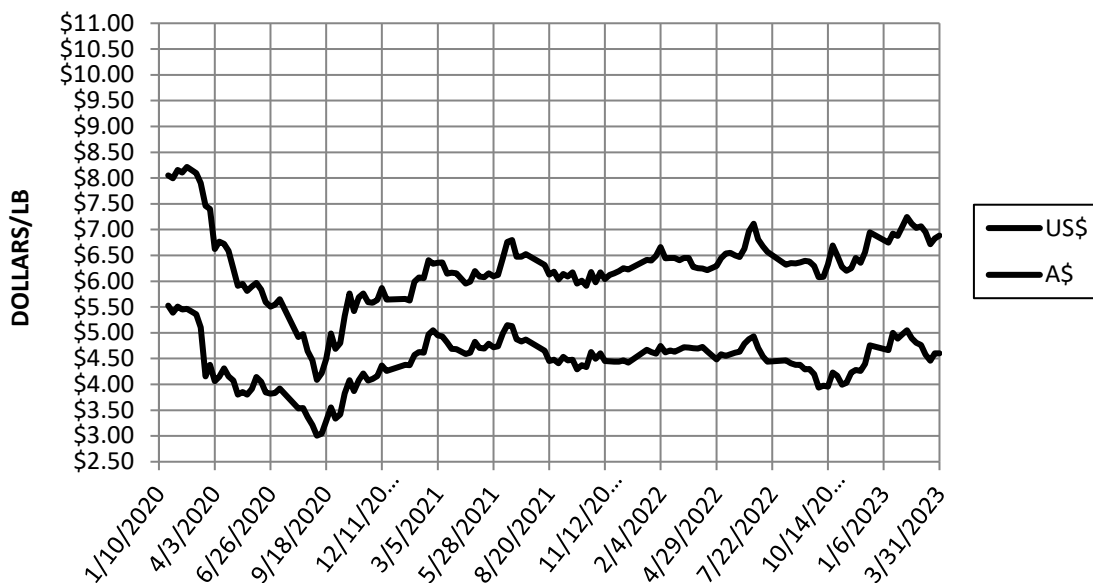
Information source: Wooltrak, Australian Wool Exchange, Weekly Market Review

WEEK ENDING
MARCH 31, 2023

MARKET INDICATOR CHANGES US \$/LB. Clean on floor

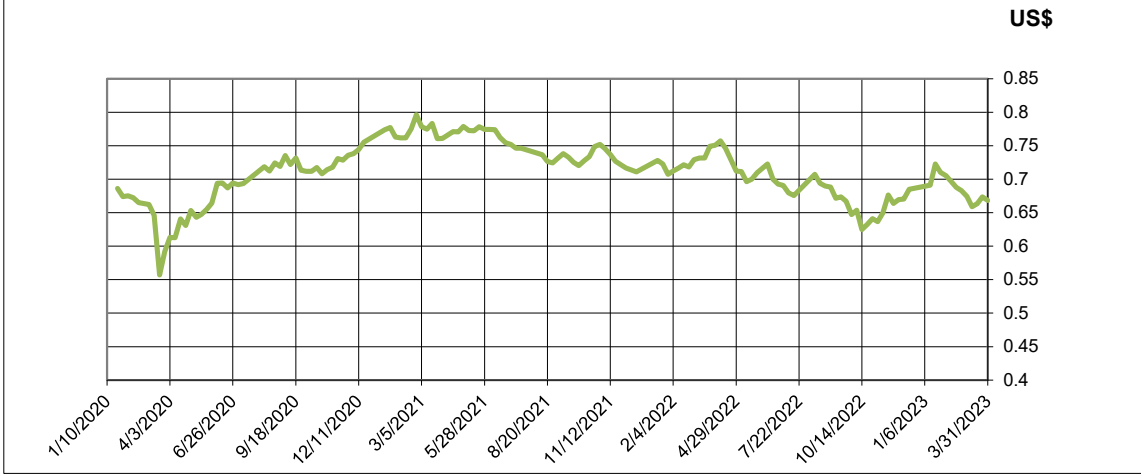
CATEGORY	3/31/2023		3/24/2023		Change	
	A\$	US\$	A\$	US\$	A\$	US\$
EASTERN MI	\$ 5.98	\$ 4.00	\$ 5.98	\$ 4.03	0.00	-0.03
Micron						
17	\$ 10.03	\$ 6.70	\$ 10.17	\$ 6.85	-0.14	-0.15
18	\$ 8.66	\$ 5.79	\$ 8.68	\$ 5.85	-0.02	-0.06
19	\$ 7.52	\$ 5.03	\$ 7.48	\$ 5.04	0.04	-0.01
20	\$ 6.88	\$ 4.60	\$ 6.83	\$ 4.60	0.05	0.00
21	\$ 6.49	\$ 4.34	\$ 6.45	\$ 4.35	0.04	-0.01
22	\$ 6.19	\$ 4.13	\$ 6.24	\$ 4.21	-0.05	-0.07
23	\$ 5.49	\$ 3.67	\$ 5.48	\$ 3.70	0.01	-0.02
24	\$ 4.32	\$ 2.89	\$ 4.08	\$ 2.75	0.24	0.14
25	\$ 3.19	\$ 2.13	\$ 2.92	\$ 1.97	0.27	0.17
26	\$ 2.45	\$ 1.64	\$ 2.48	\$ 1.67	-0.03	-0.03
28	\$ 1.52	\$ 1.01	\$ 1.60	\$ 1.08	-0.08	-0.06
30	\$ 1.39	\$ 0.93	\$ 1.45	\$ 0.98	-0.06	-0.05
32	\$ 1.14	\$ 0.76	\$ 1.17	\$ 0.79	-0.03	-0.02
MC	\$ 3.94	\$ 2.64	\$ 3.97	\$ 2.67	-0.02	-0.04
CURRENCY (US \$/A \$)		\$ 0.6683		\$ 0.6738		-0.0055

20 MICRON MARKET INDICATOR

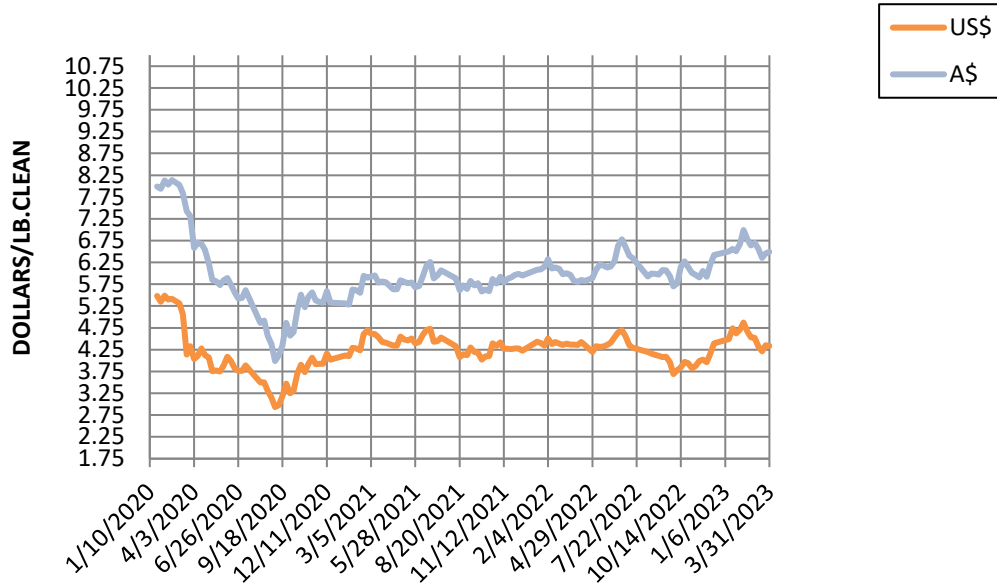


Information source: Wooltrak, Australian Wool Exchange, Weekly Market Review

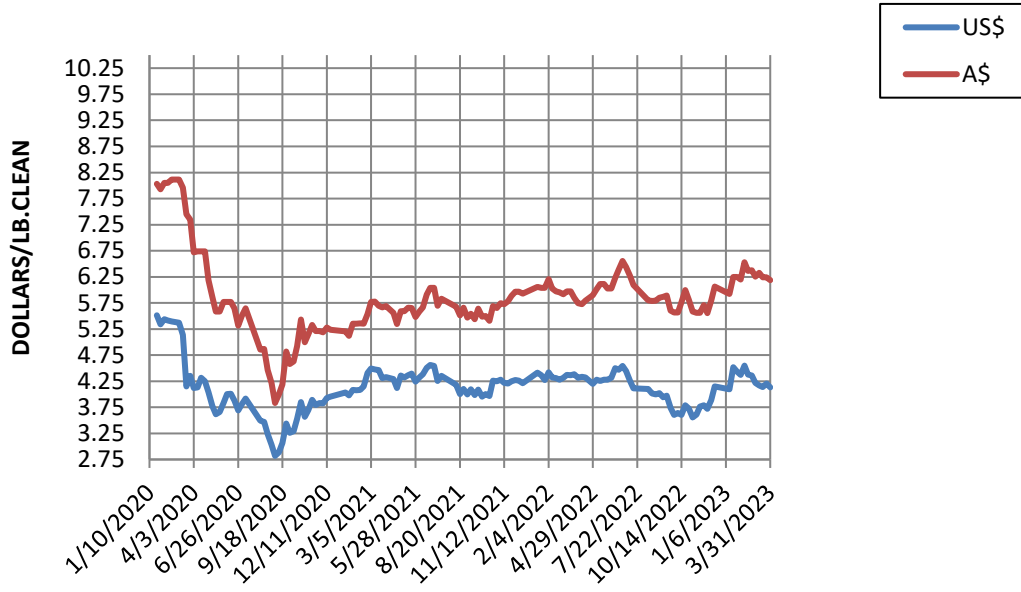
CURRENCY RATE (US\$:A\$)



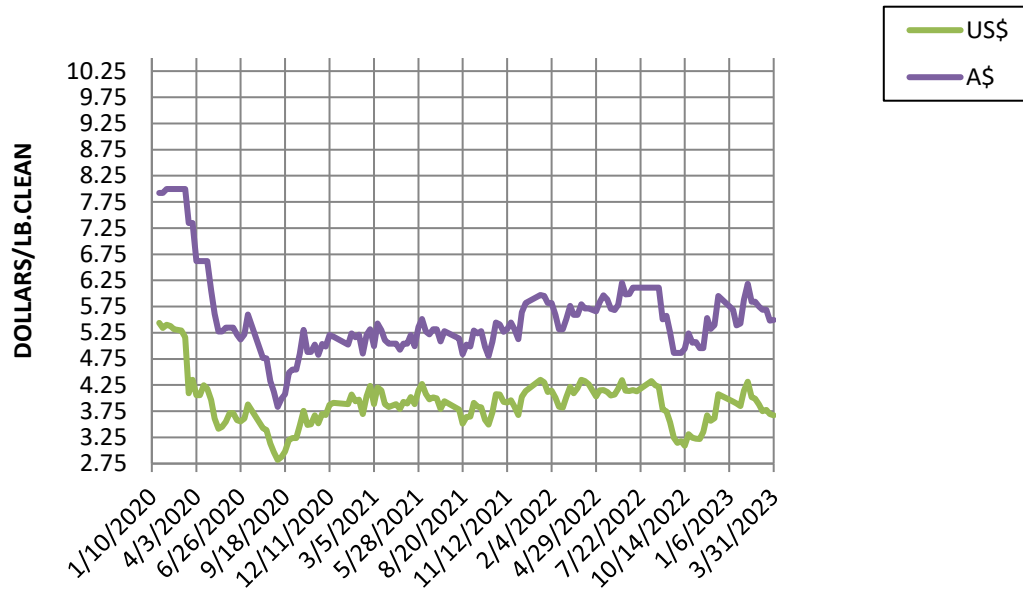
21 MICRON MARKET INDICATOR A\$ vs US\$



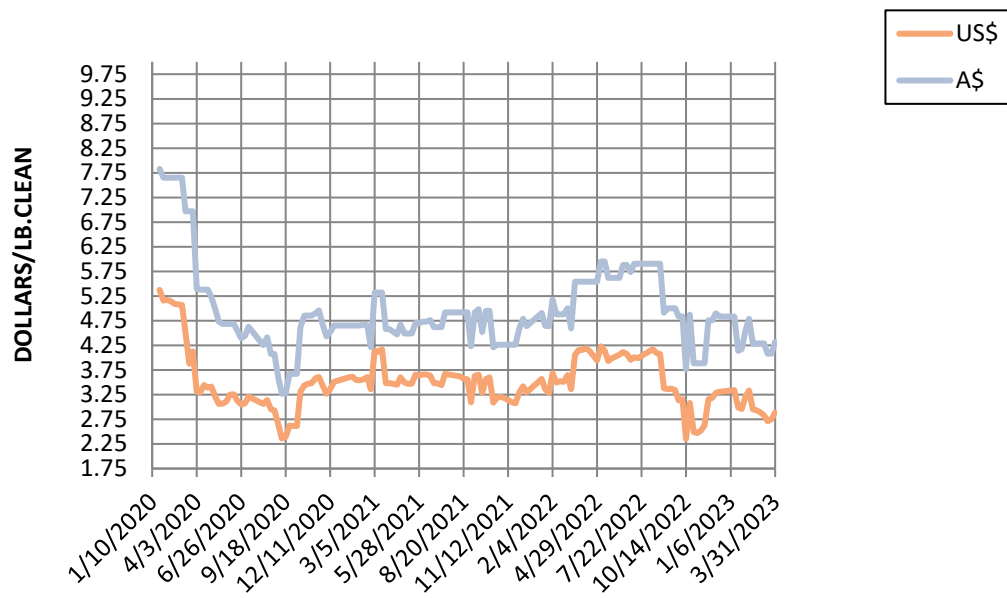
22 MICRON MARKET INDICATOR A\$ vs US\$



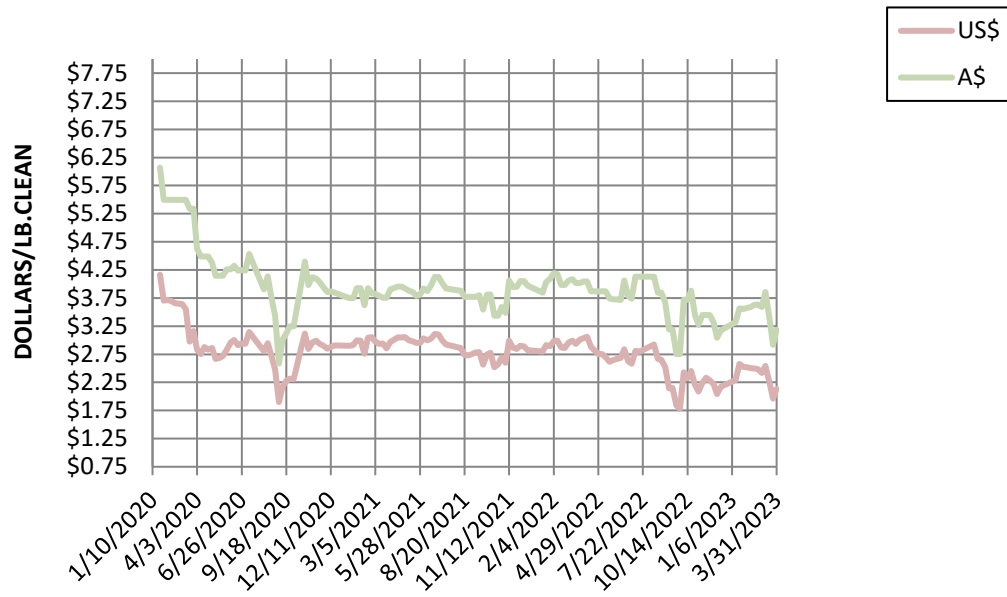
23 MICRON MARKET INDICATOR A\$ vs US\$



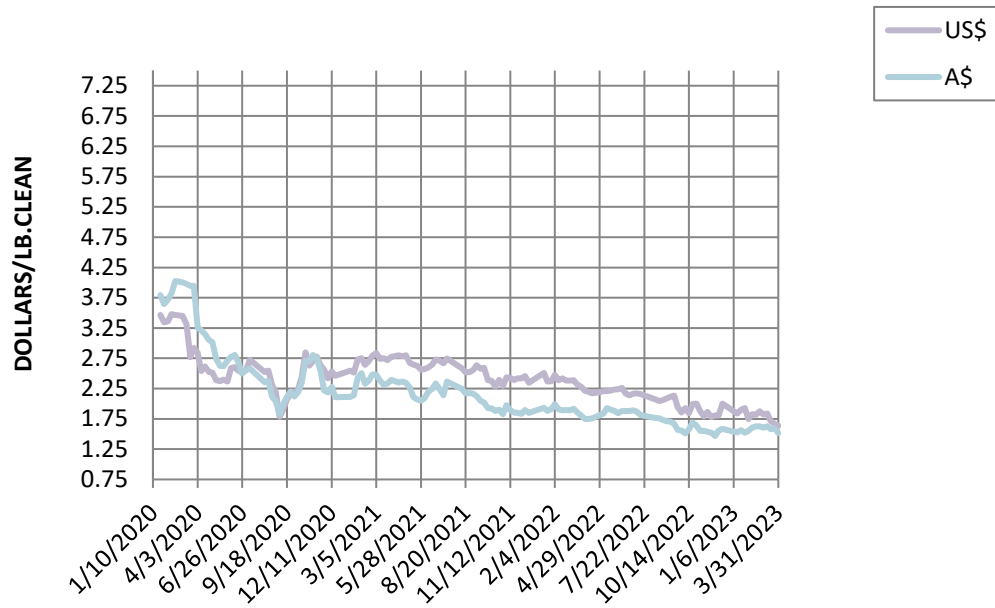
24 MICRON MARKET INDICATOR A\$ vs US\$



25 MICRON MARKET INDICATOR A\$ vs US\$

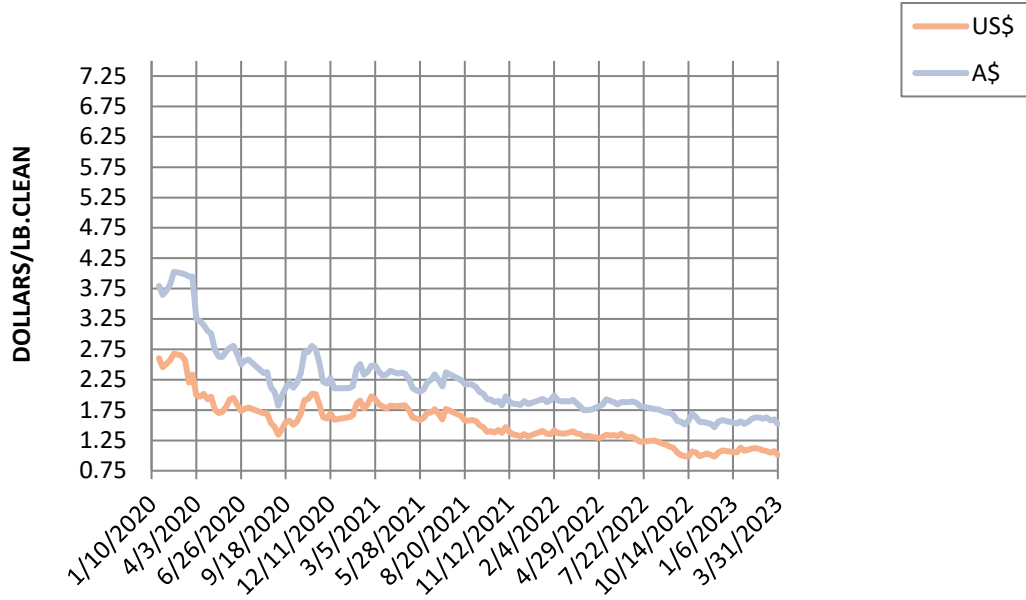


26 MICRON MARKET INDICATOR A\$ vs US\$



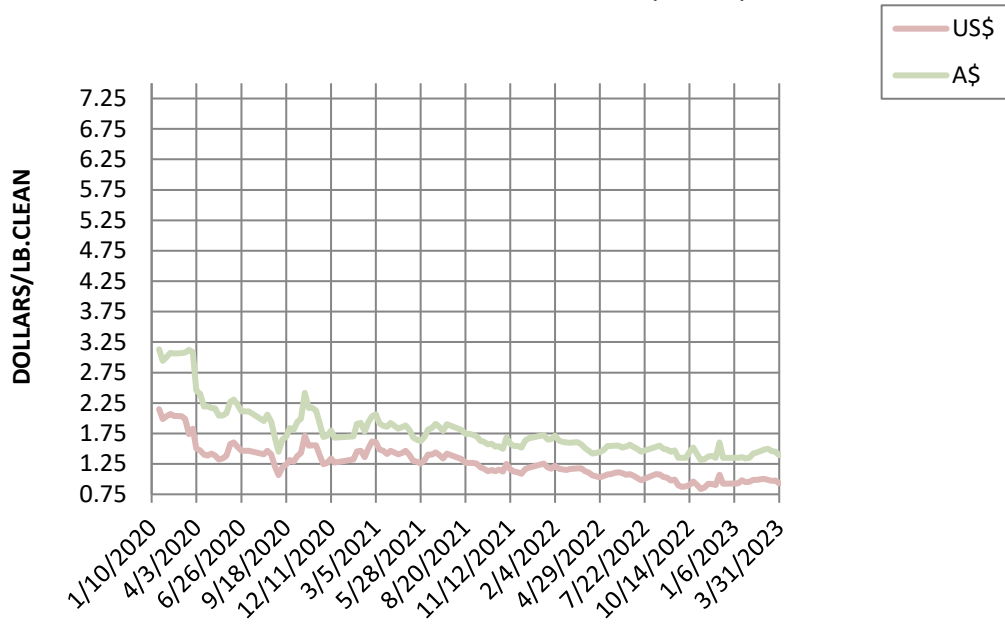
28 MICRON MARKET INDICATOR

A\$ vs US\$



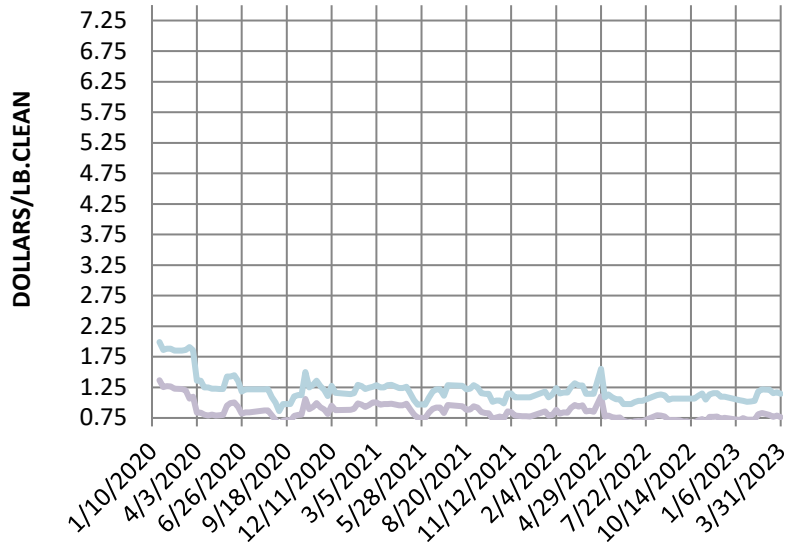
30 MICRON MARKET INDICATOR

A\$ vs US\$



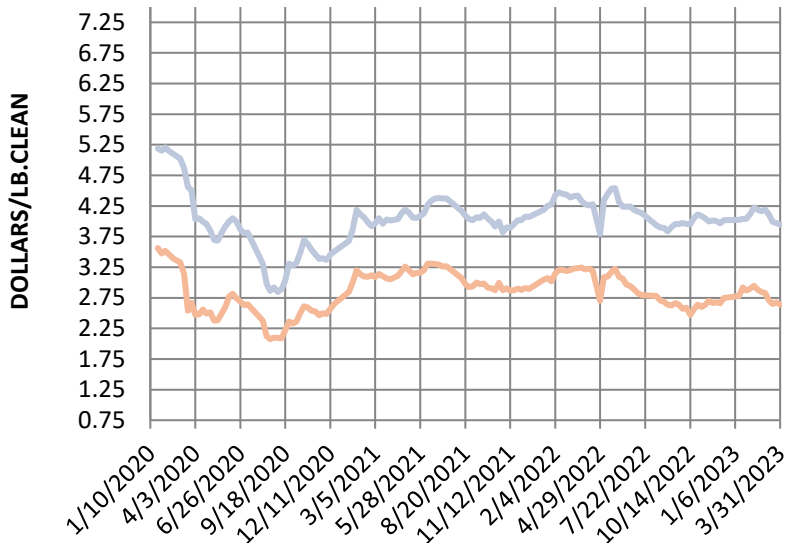
32 MICRON MARKET INDICATOR

A\$ vs US\$

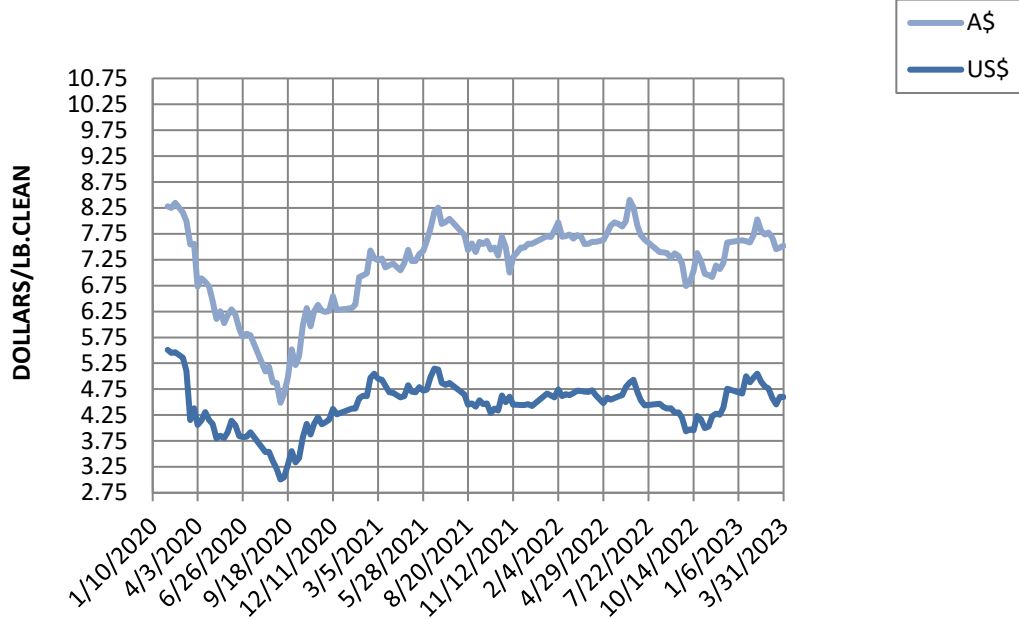


MC MICRON MARKET INDICATOR

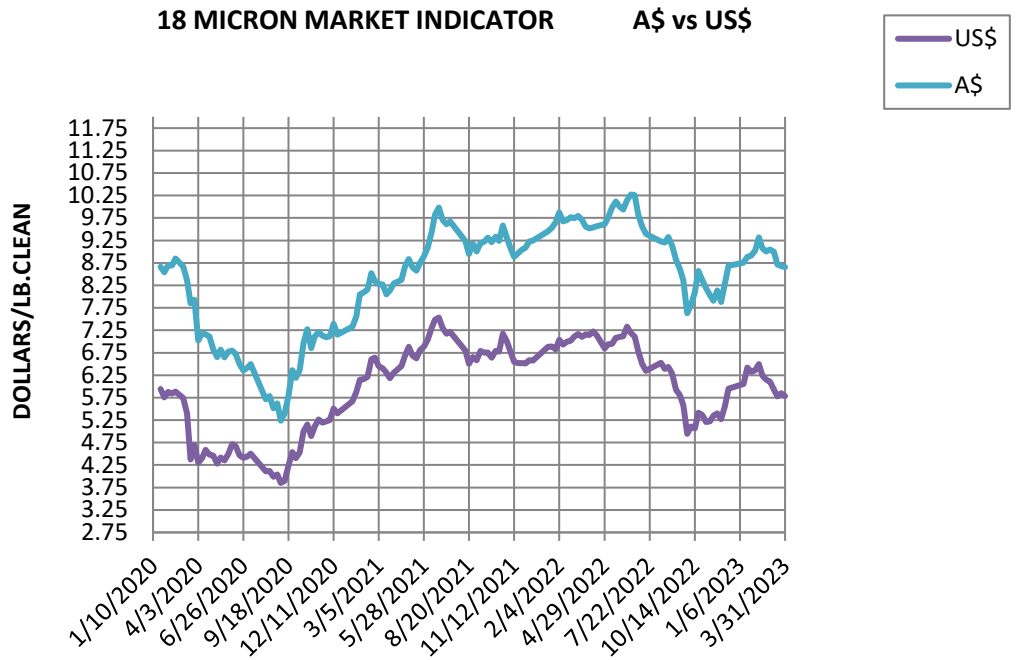
A\$ vs US\$



19 MICRON MARKET INDICATOR A\$ vs US\$



18 MICRON MARKET INDICATOR A\$ vs US\$



17 MICRON MARKET INDICATOR

A\$ vs US\$

