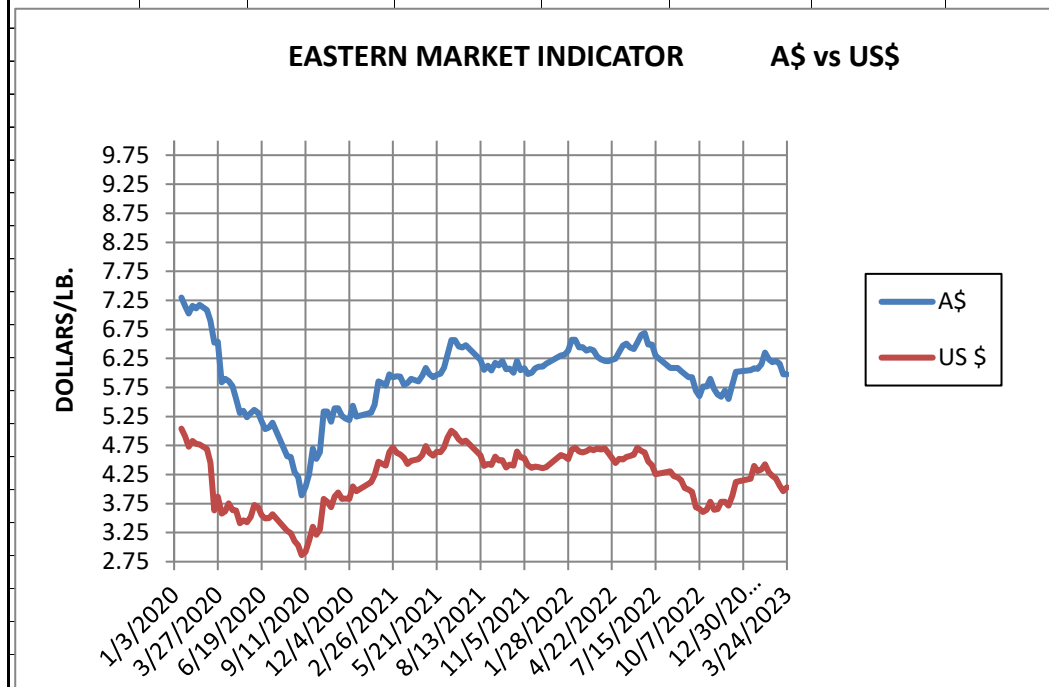


WEEK ENDING  
MARCH 24, 2023

MARKET INDICATOR CHANGE		US \$/LB.		Clean on floor			
CATEGORY		3/24/2023		3/17/2023		Change	
		A\$	US\$	A\$	US\$	A\$	US\$
EASTERN MI		\$ 5.98	\$ 4.03	\$ 5.97	\$ 3.96	0.00	0.06
Micron							
	17	\$ 10.17	\$ 6.85	\$ 10.26	\$ 6.81	-0.09	0.04
	18	\$ 8.68	\$ 5.85	\$ 8.71	\$ 5.78	-0.03	0.07
	19	\$ 7.48	\$ 5.04	\$ 7.45	\$ 4.94	0.03	0.10
	20	\$ 6.83	\$ 4.60	\$ 6.72	\$ 4.46	0.11	0.14
	21	\$ 6.45	\$ 4.35	\$ 6.35	\$ 4.21	0.10	0.13
	22	\$ 6.24	\$ 4.21	\$ 6.24	\$ 4.14	0.00	0.06
	23	\$ 5.48	\$ 3.70	\$ 5.69	\$ 3.78	-0.21	-0.08
	24	\$ 4.08	\$ 2.75	\$ 4.08	\$ 2.71	0.00	0.04
	25	\$ 2.92	\$ 1.97	\$ 3.42	\$ 2.27	-0.51	-0.31
	26	\$ 2.48	\$ 1.67	\$ 2.58	\$ 1.71	-0.10	-0.04
	28	\$ 1.60	\$ 1.08	\$ 1.58	\$ 1.05	0.02	0.03
	30	\$ 1.45	\$ 0.98	\$ 1.46	\$ 0.97	-0.01	0.01
	32	\$ 1.17	\$ 0.79	\$ 1.16	\$ 0.77	0.01	0.02
	MC	\$ 3.97	\$ 2.67	\$ 3.99	\$ 2.65	-0.02	0.02
CURRENCY (US \$/A \$)			\$ 0.6738		\$ 0.6635		0.0103



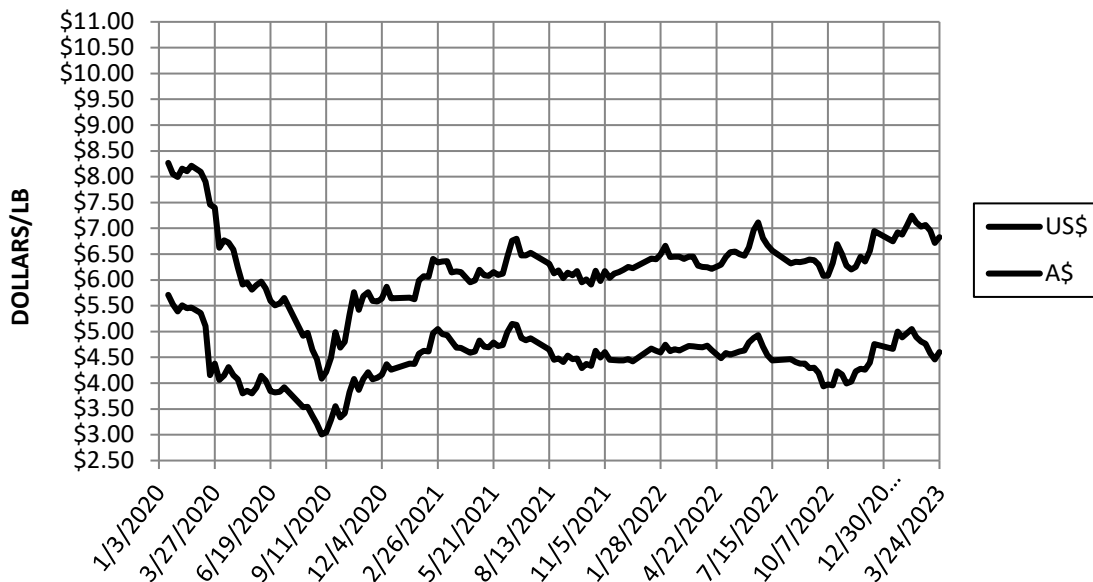
Information source: Wooltrak, Australian Wool Exchange, Weekly Market Review

WEEK ENDING  
MARCH 24, 2023

**MARKET INDICATOR CHANGES** US \$/LB. Clean on floor

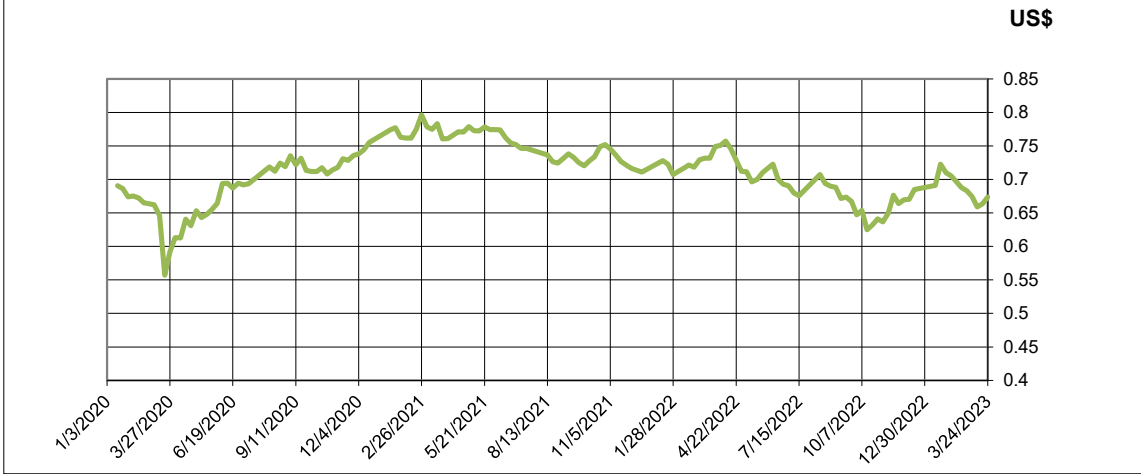
CATEGORY	3/24/2023		3/17/2023		Change	
	A\$	US\$	A\$	US\$	A\$	US\$
EASTERN MI	\$ 5.98	\$ 4.03	\$ 5.97	\$ 3.96	0.00	0.06
Micron						
17	\$ 10.17	\$ 6.85	\$ 10.26	\$ 6.81	-0.09	0.04
18	\$ 8.68	\$ 5.85	\$ 8.71	\$ 5.78	-0.03	0.07
19	\$ 7.48	\$ 5.04	\$ 7.45	\$ 4.94	0.03	0.10
20	\$ 6.83	\$ 4.60	\$ 6.72	\$ 4.46	0.11	0.14
21	\$ 6.45	\$ 4.35	\$ 6.35	\$ 4.21	0.10	0.13
22	\$ 6.24	\$ 4.21	\$ 6.24	\$ 4.14	0.00	0.06
23	\$ 5.48	\$ 3.70	\$ 5.69	\$ 3.78	-0.21	-0.08
24	\$ 4.08	\$ 2.75	\$ 4.08	\$ 2.71	0.00	0.04
25	\$ 2.92	\$ 1.97	\$ 3.42	\$ 2.27	-0.51	-0.31
26	\$ 2.48	\$ 1.67	\$ 2.58	\$ 1.71	-0.10	-0.04
28	\$ 1.60	\$ 1.08	\$ 1.58	\$ 1.05	0.02	0.03
30	\$ 1.45	\$ 0.98	\$ 1.46	\$ 0.97	-0.01	0.01
32	\$ 1.17	\$ 0.79	\$ 1.16	\$ 0.77	0.01	0.02
MC	\$ 3.97	\$ 2.67	\$ 3.99	\$ 2.65	-0.02	0.02
CURRENCY (US \$/A \$)		\$ 0.6738		\$ 0.6635		0.0103

**20 MICRON MARKET INDICATOR**

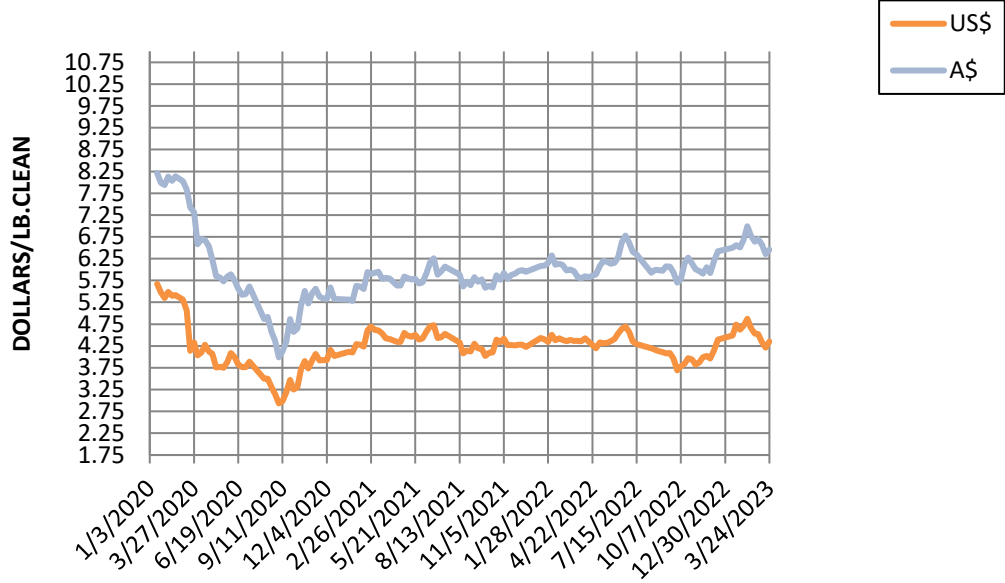


Information source: Wooltrak, Australian Wool Exchange, Weekly Market Review

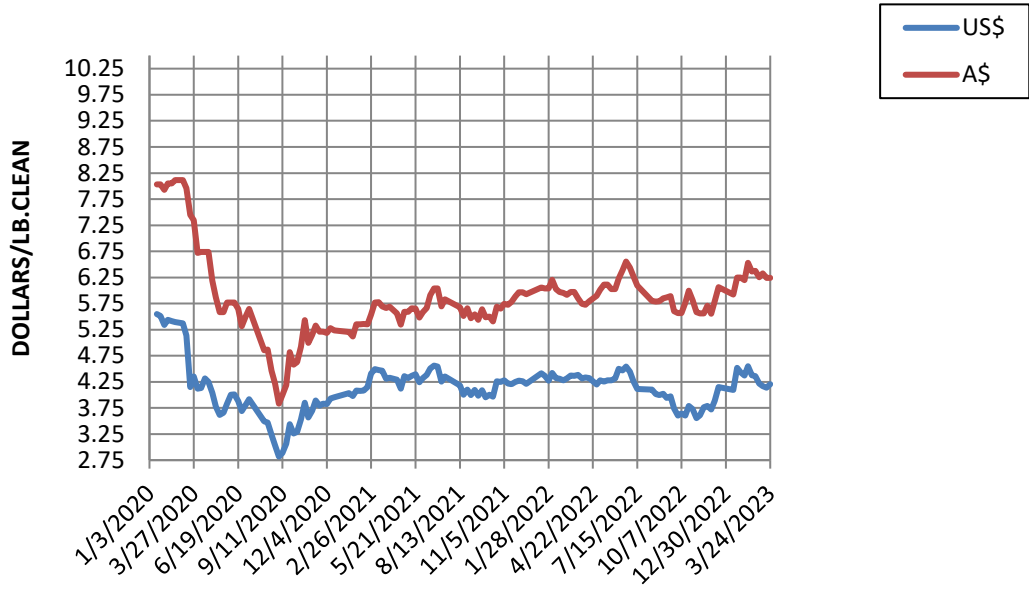
### CURRENCY RATE (US\$:A\$)



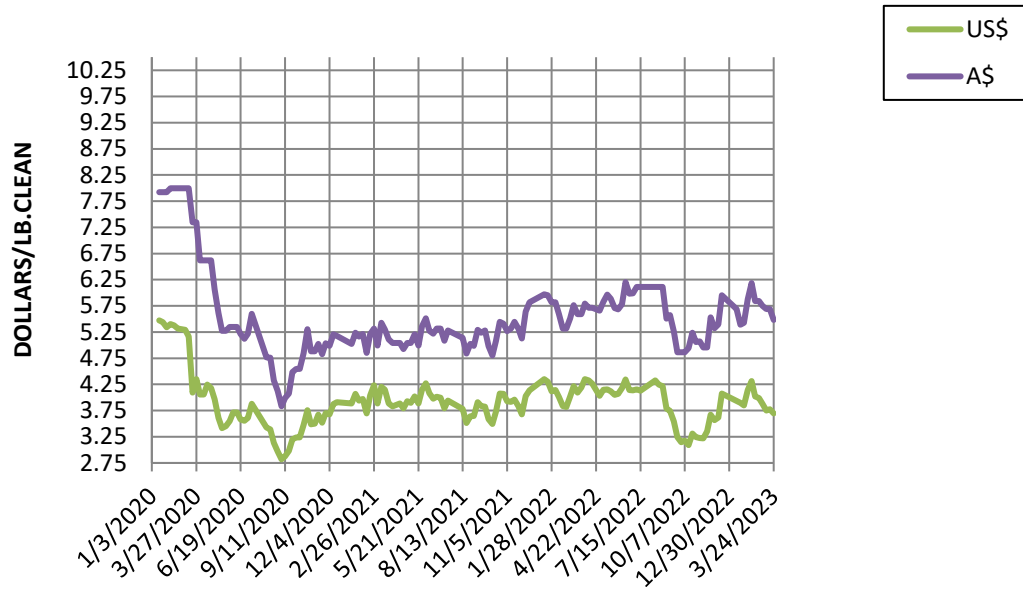
**21 MICRON MARKET INDICATOR A\$ vs US\$**



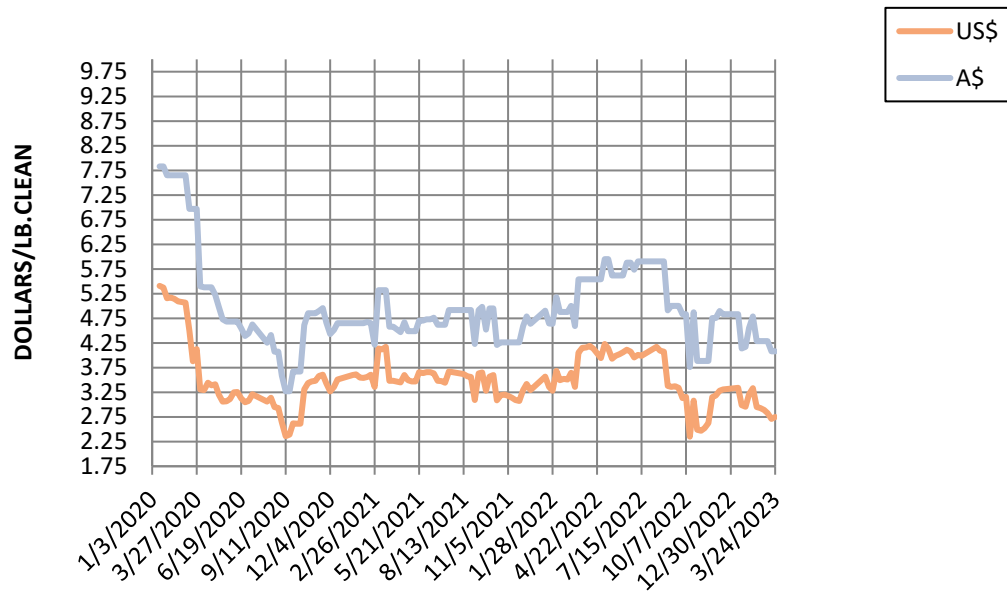
**22 MICRON MARKET INDICATOR A\$ vs US\$**



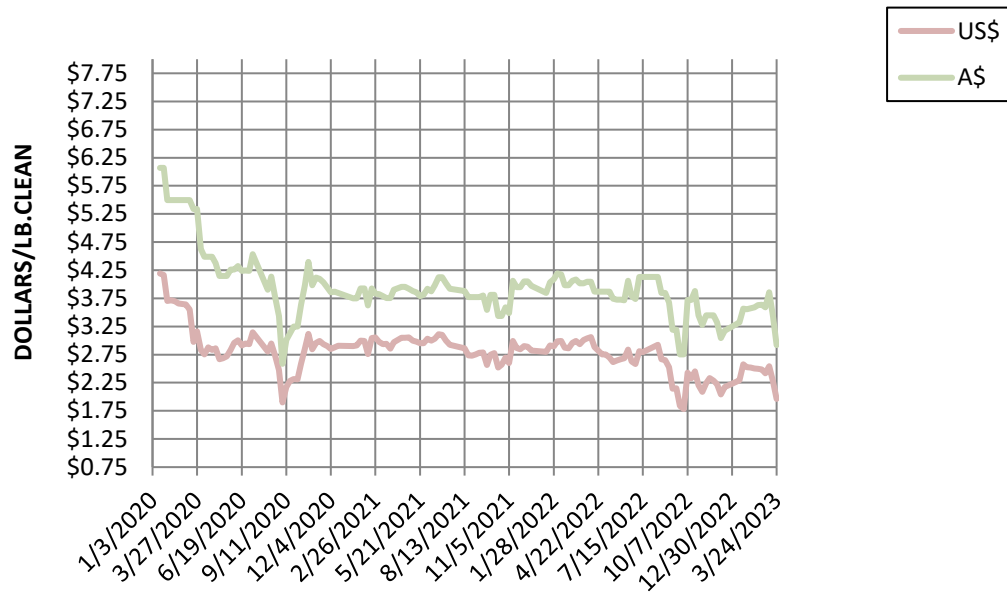
23 MICRON MARKET INDICATOR A\$ vs US\$



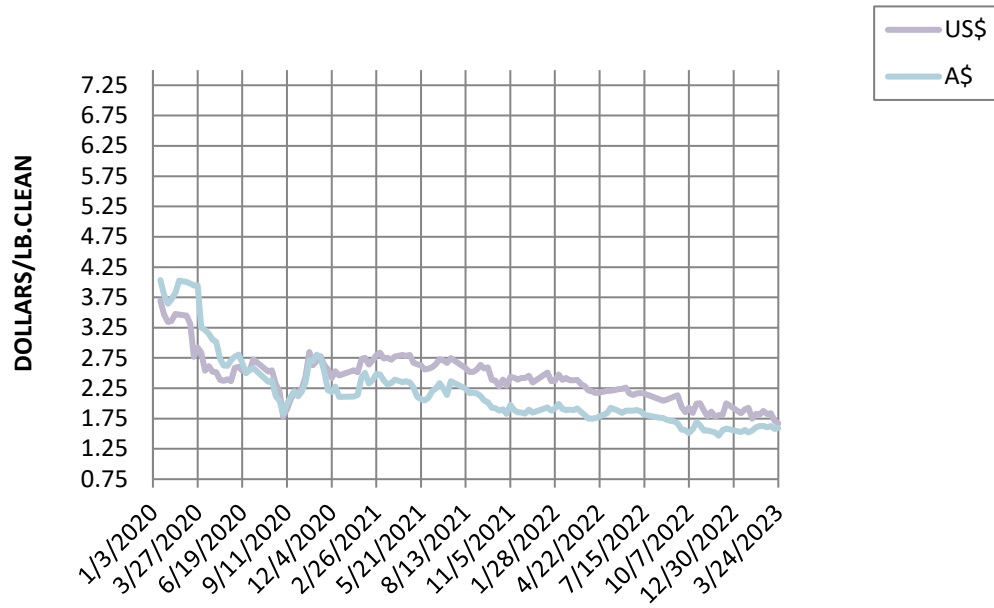
24 MICRON MARKET INDICATOR A\$ vs US\$



25 MICRON MARKET INDICATOR A\$ vs US\$

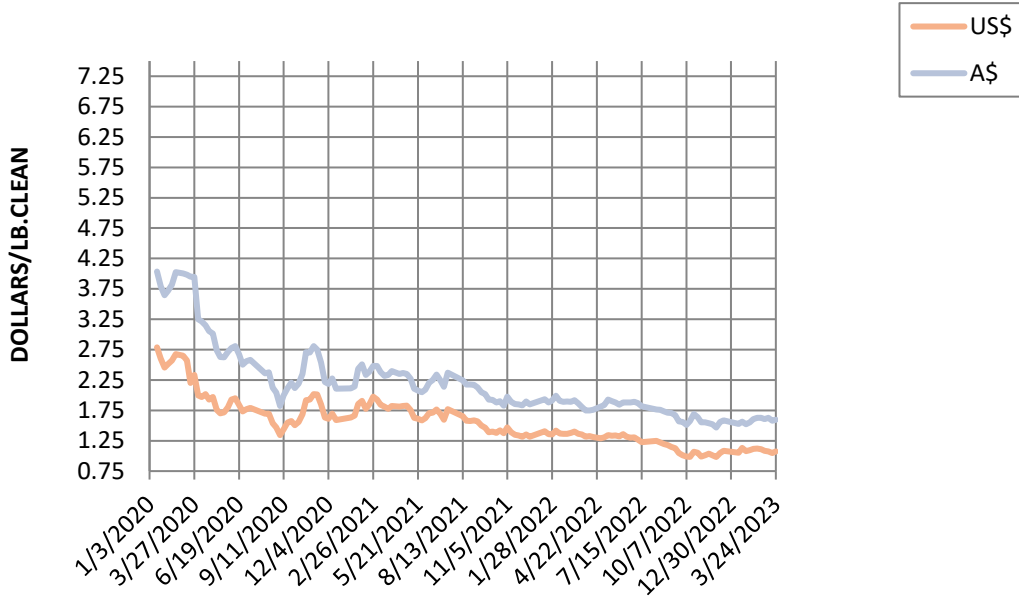


26 MICRON MARKET INDICATOR A\$ vs US\$



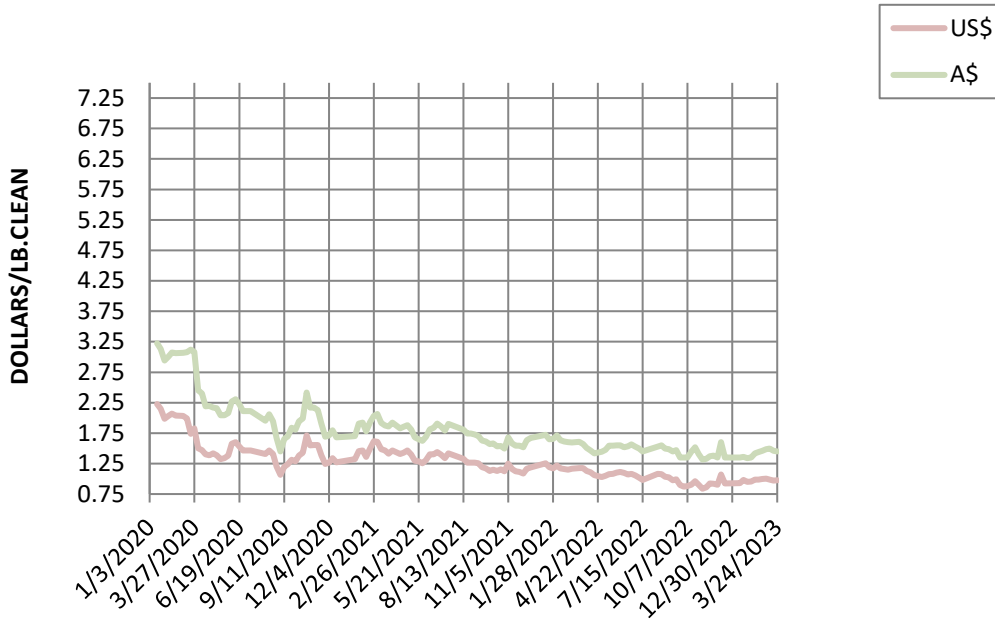
28 MICRON MARKET INDICATOR

A\$ vs US\$



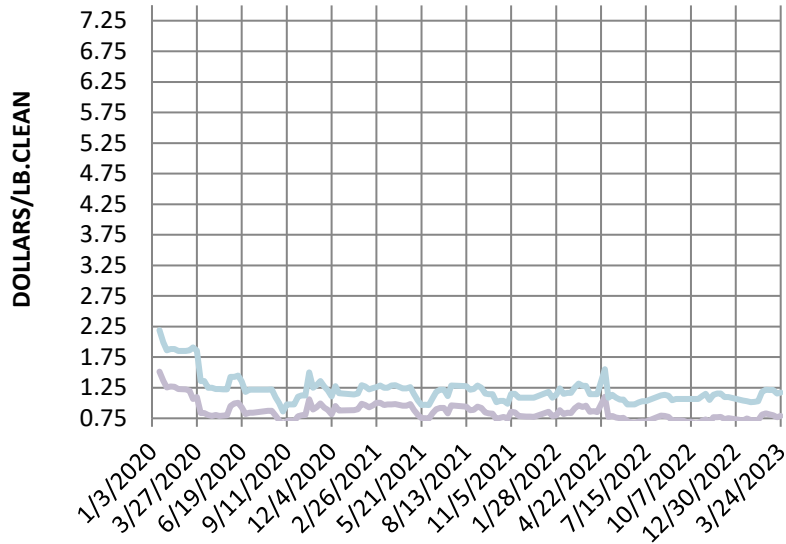
30 MICRON MARKET INDICATOR

A\$ vs US\$



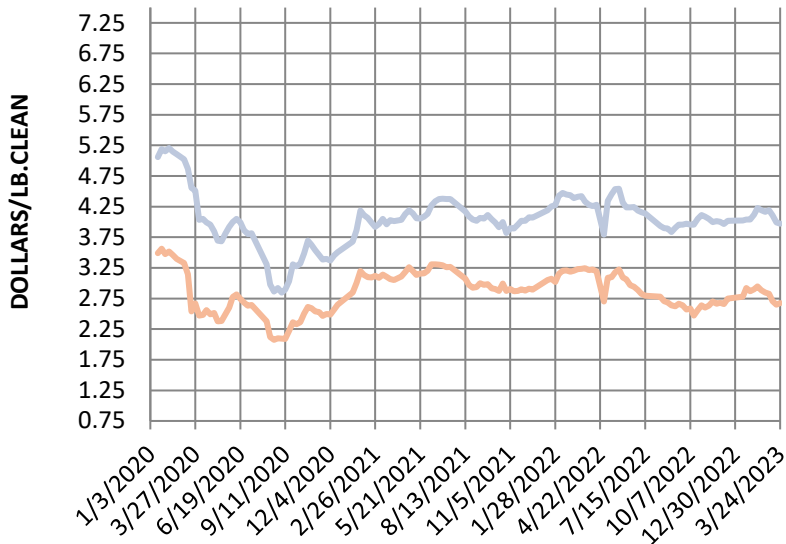
### 32 MICRON MARKET INDICATOR

A\$ vs US\$



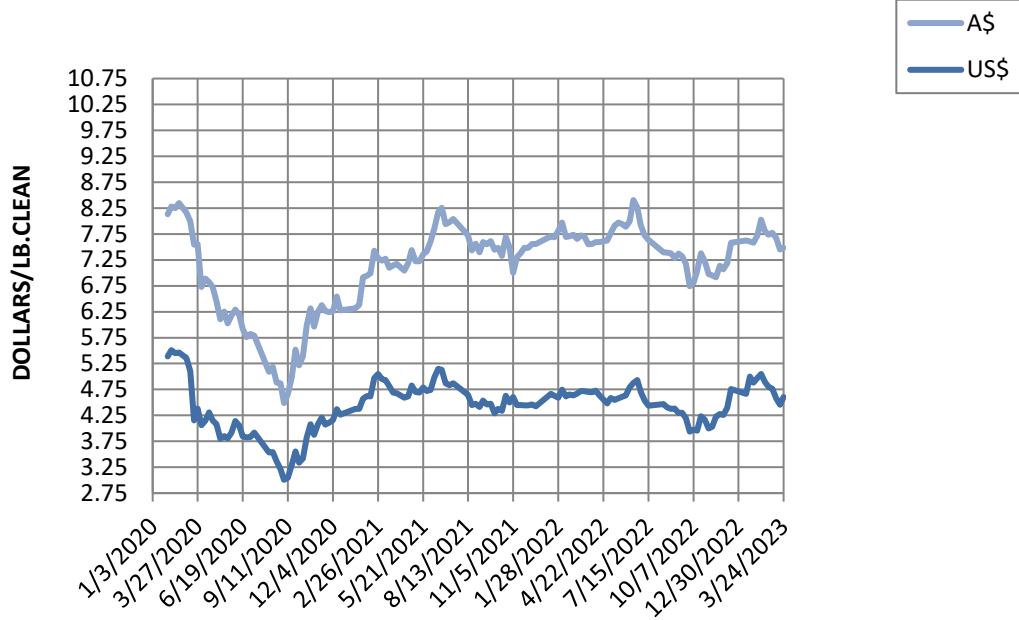
### MC MICRON MARKET INDICATOR

A\$ vs US\$

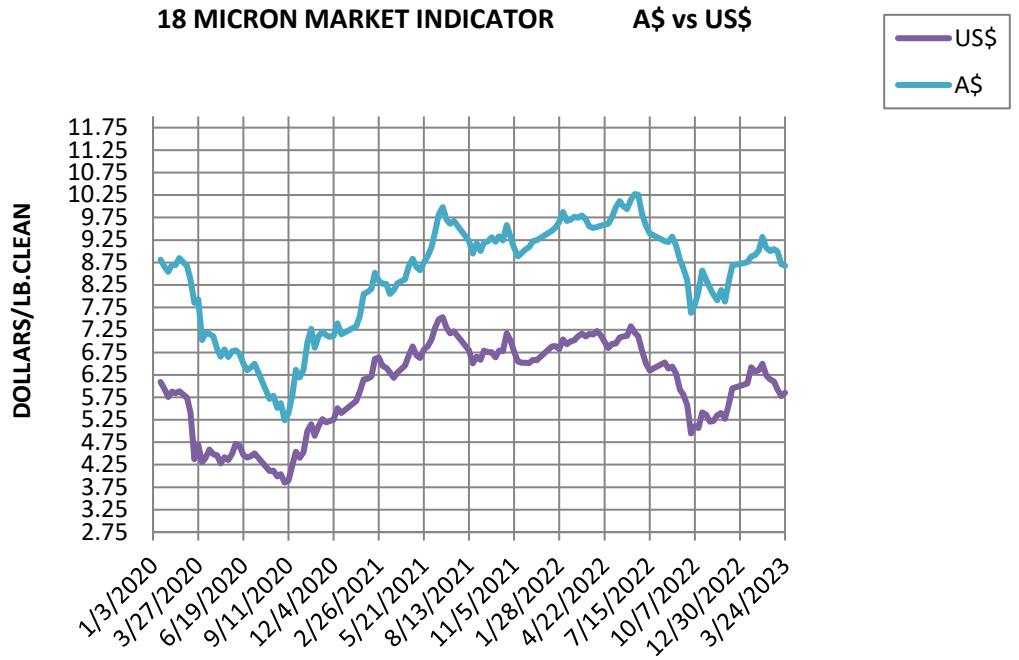




**19 MICRON MARKET INDICATOR      A\$ vs US\$**



**18 MICRON MARKET INDICATOR      A\$ vs US\$**



17 MICRON MARKET INDICATOR

A\$ vs US\$

