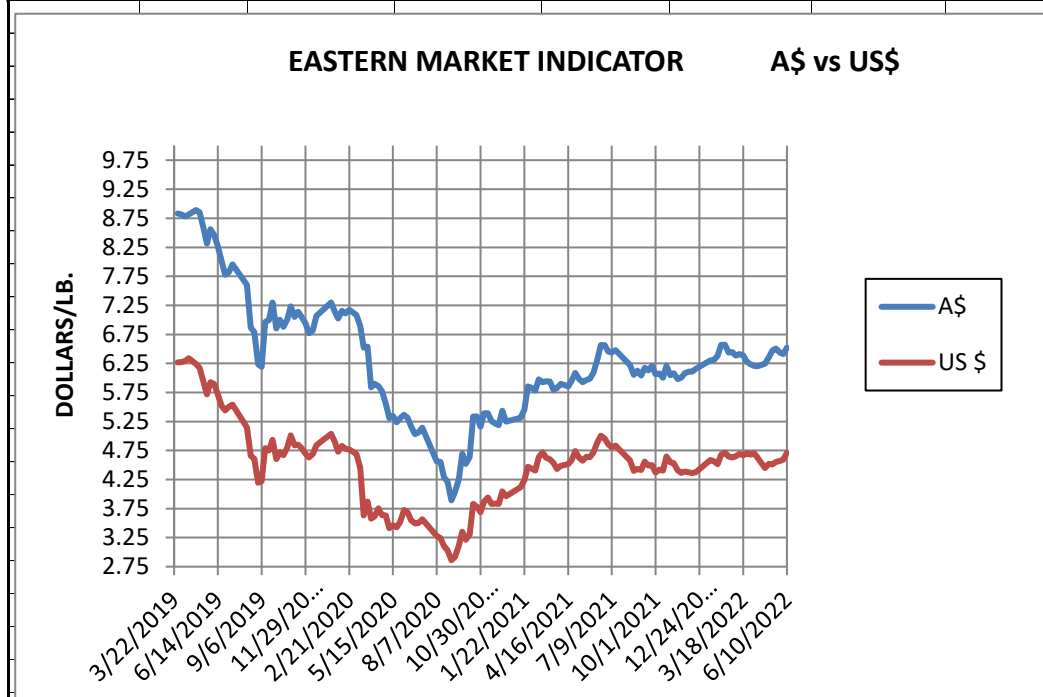


WEEK ENDING
JUNE 10, 2022

MARKET INDICATOR CHANGE		US \$/LB.		Clean on floor			
CATEGORY		6/10/2022		6/3/2022		Change	
		A\$	US\$	A\$	US\$	A\$	US\$
EASTERN MI		\$ 6.52	\$ 4.71	\$ 6.41	\$ 4.59	0.11	0.12
Micron							
	17	\$ 12.51	\$ 9.04	\$ 12.37	\$ 8.86	0.14	0.18
	18	\$ 10.15	\$ 7.33	\$ 9.94	\$ 7.12	0.21	0.21
	19	\$ 7.99	\$ 5.78	\$ 7.89	\$ 5.65	0.10	0.12
	20	\$ 6.63	\$ 4.79	\$ 6.47	\$ 4.63	0.16	0.16
	21	\$ 6.28	\$ 4.54	\$ 6.15	\$ 4.41	0.12	0.13
	22	\$ 6.23	\$ 4.50	\$ 6.03	\$ 4.32	0.20	0.18
	23	\$ 5.78	\$ 4.18	\$ 5.68	\$ 4.07	0.10	0.11
	24	\$ 5.62	\$ 4.06	\$ 5.62	\$ 4.02	0.00	0.04
	25	\$ 3.71	\$ 2.68	\$ 3.73	\$ 2.67	-0.01	0.01
	26	\$ 3.13	\$ 2.26	\$ 3.13	\$ 2.24	0.00	0.02
	28	\$ 1.88	\$ 1.36	\$ 1.84	\$ 1.32	0.04	0.04
	30	\$ 1.52	\$ 1.10	\$ 1.55	\$ 1.11	-0.03	-0.01
	32	\$ 0.98	\$ 0.70	\$ 1.06	\$ 0.76	-0.08	-0.05
	MC	\$ 4.24	\$ 3.06	\$ 4.32	\$ 3.09	-0.08	-0.03
CURRENCY (US \$/A \$)			\$ 0.7226		\$ 0.7162		0.0064



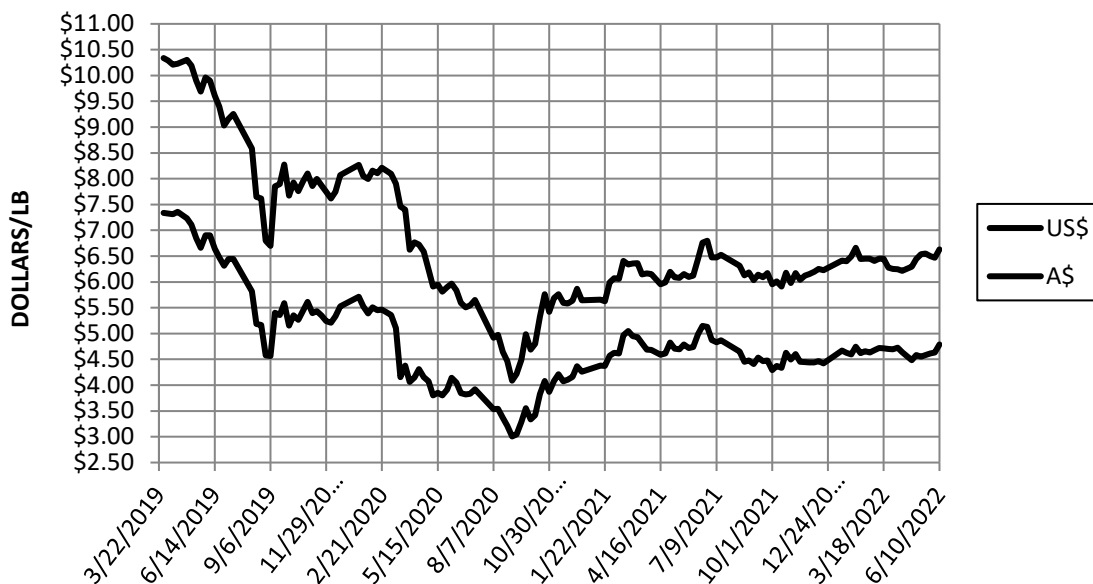
Information source: Wooltrak, Australian Wool Exchange, Weekly Market Review

WEEK ENDING
JUNE 10, 2022

MARKET INDICATOR CHANGES US \$/LB. Clean on floor

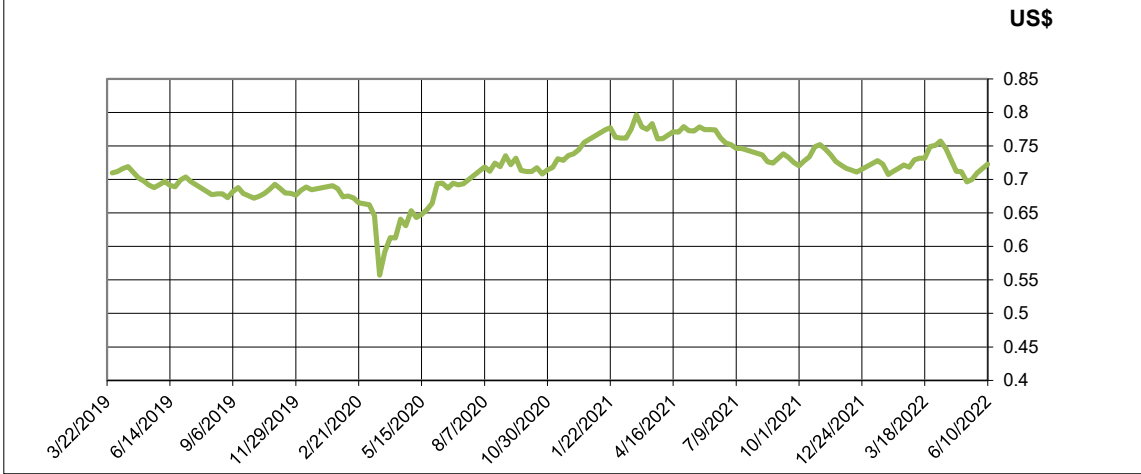
CATEGORY	6/10/2022		6/3/2022		Change	
	A\$	US\$	A\$	US\$	A\$	US\$
EASTERN MI	\$ 6.52	\$ 4.71	\$ 6.41	\$ 4.59	0.11	0.12
Micron						
17	\$ 12.51	\$ 9.04	\$ 12.37	\$ 8.86	0.14	0.18
18	\$ 10.15	\$ 7.33	\$ 9.94	\$ 7.12	0.21	0.21
19	\$ 7.99	\$ 5.78	\$ 7.89	\$ 5.65	0.10	0.12
20	\$ 6.63	\$ 4.79	\$ 6.47	\$ 4.63	0.16	0.16
21	\$ 6.28	\$ 4.54	\$ 6.15	\$ 4.41	0.12	0.13
22	\$ 6.23	\$ 4.50	\$ 6.03	\$ 4.32	0.20	0.18
23	\$ 5.78	\$ 4.18	\$ 5.68	\$ 4.07	0.10	0.11
24	\$ 5.62	\$ 4.06	\$ 5.62	\$ 4.02	0.00	0.04
25	\$ 3.71	\$ 2.68	\$ 3.73	\$ 2.67	-0.01	0.01
26	\$ 3.13	\$ 2.26	\$ 3.13	\$ 2.24	0.00	0.02
28	\$ 1.88	\$ 1.36	\$ 1.84	\$ 1.32	0.04	0.04
30	\$ 1.52	\$ 1.10	\$ 1.55	\$ 1.11	-0.03	-0.01
32	\$ 0.98	\$ 0.70	\$ 1.06	\$ 0.76	-0.08	-0.05
MC	\$ 4.24	\$ 3.06	\$ 4.32	\$ 3.09	-0.08	-0.03
CURRENCY (US \$/A \$)		\$ 0.7226		\$ 0.7162		0.0064

20 MICRON MARKET INDICATOR

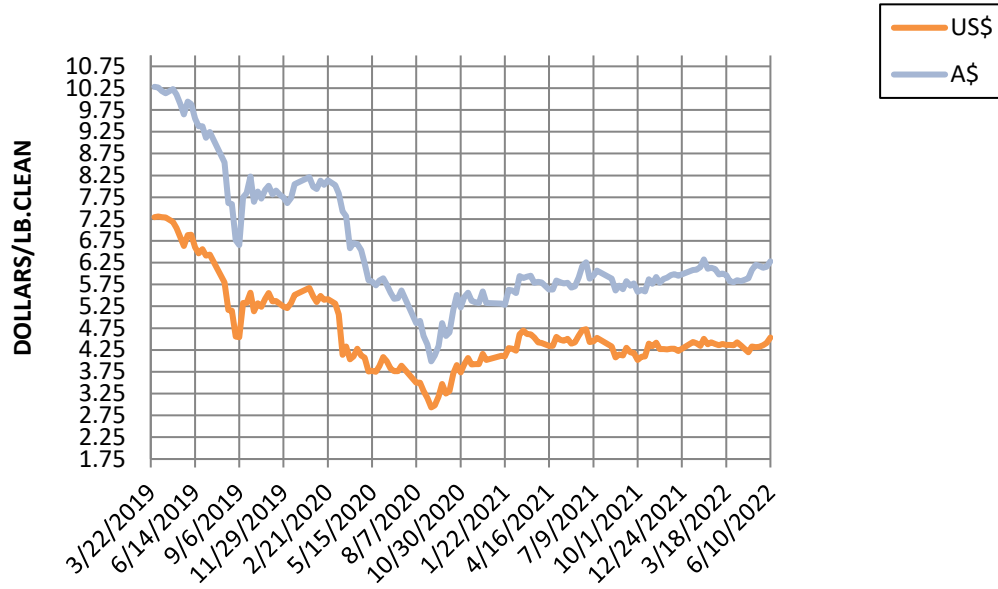


Information source: Wooltrak, Australian Wool Exchange, Weekly Market Review

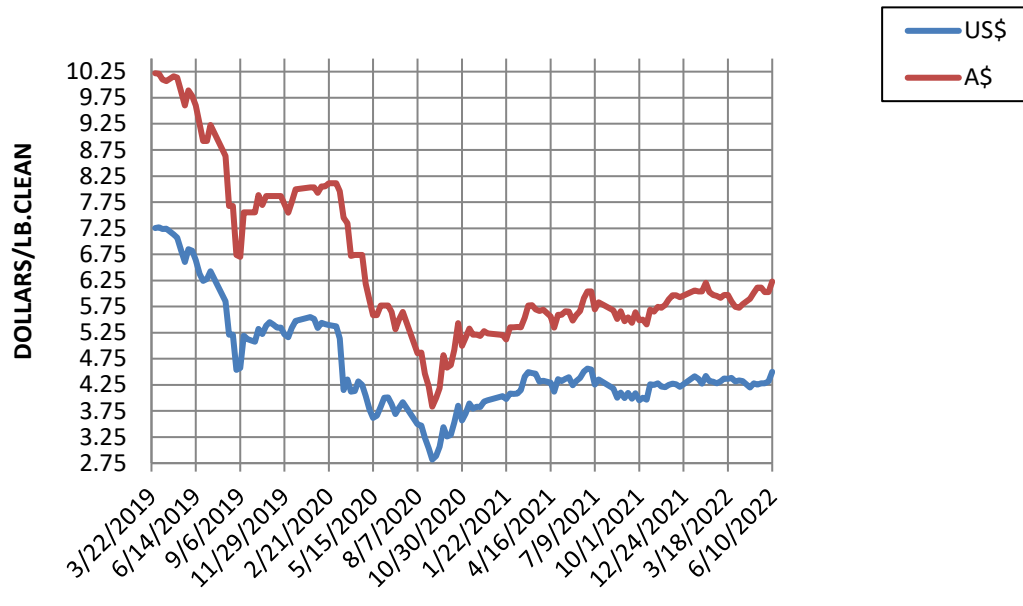
CURRENCY RATE (US\$:A\$)



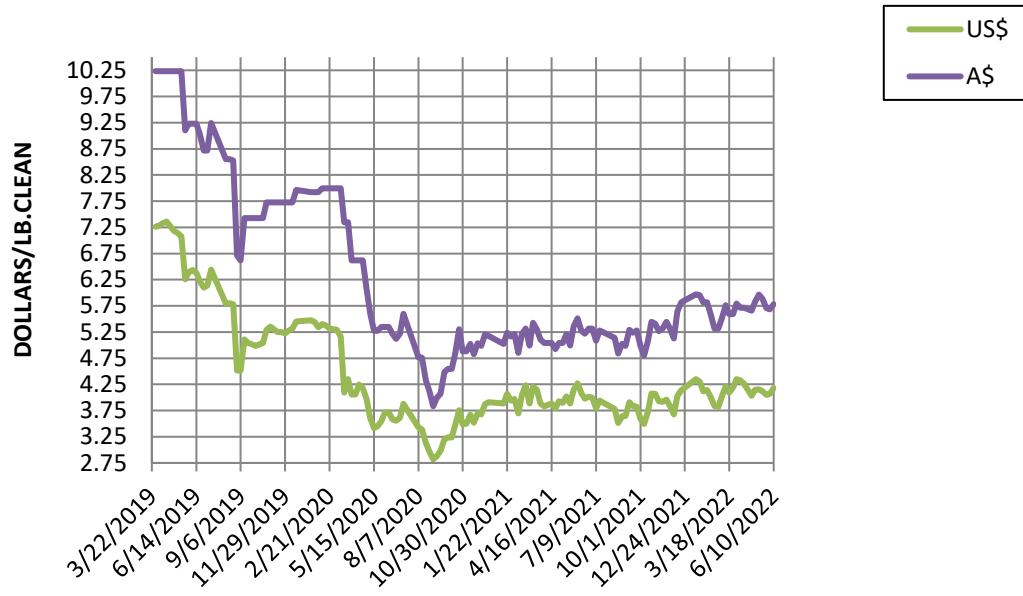
21 MICRON MARKET INDICATOR A\$ vs US\$



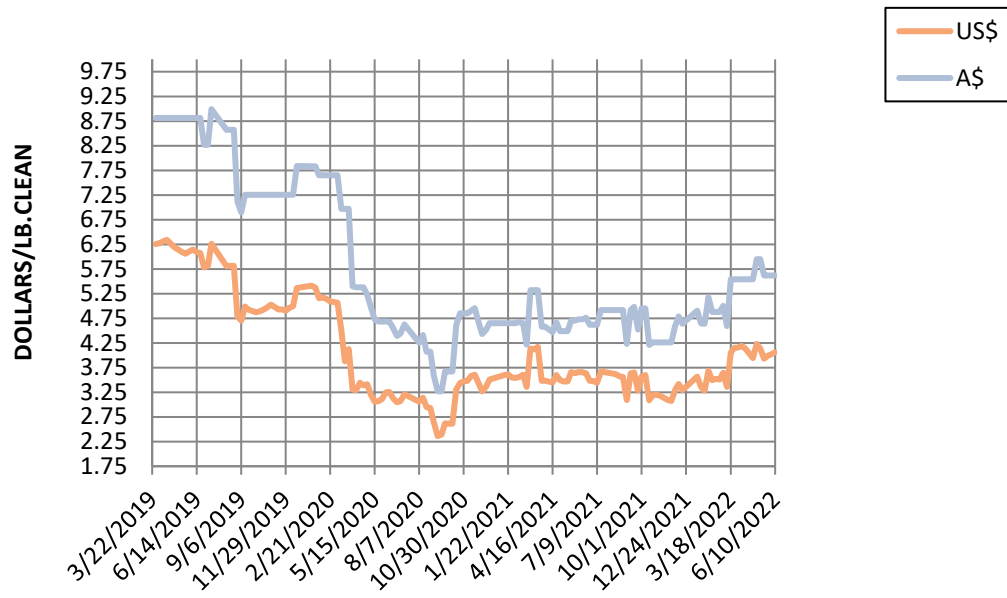
22 MICRON MARKET INDICATOR A\$ vs US\$



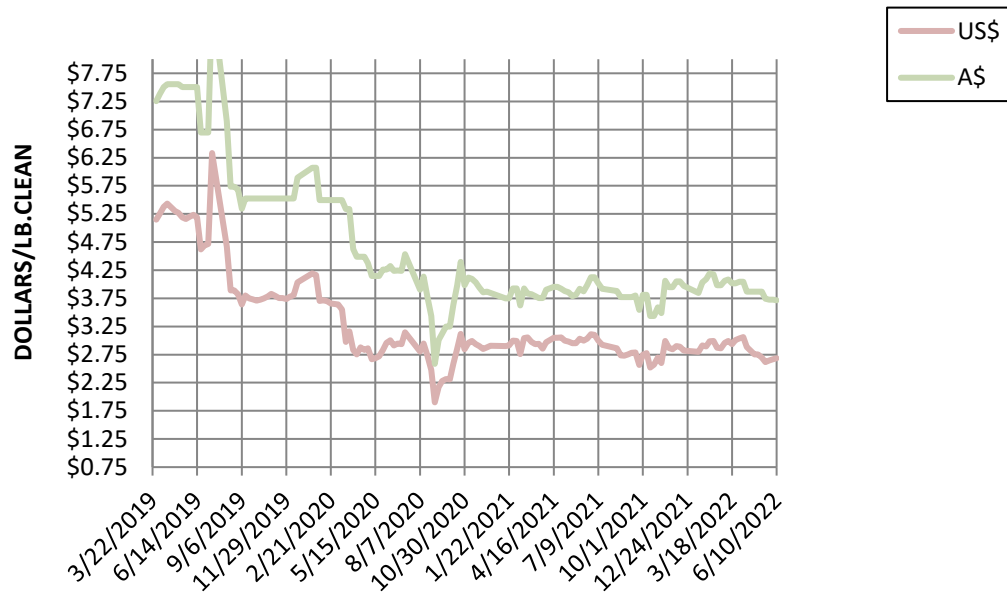
23 MICRON MARKET INDICATOR A\$ vs US\$



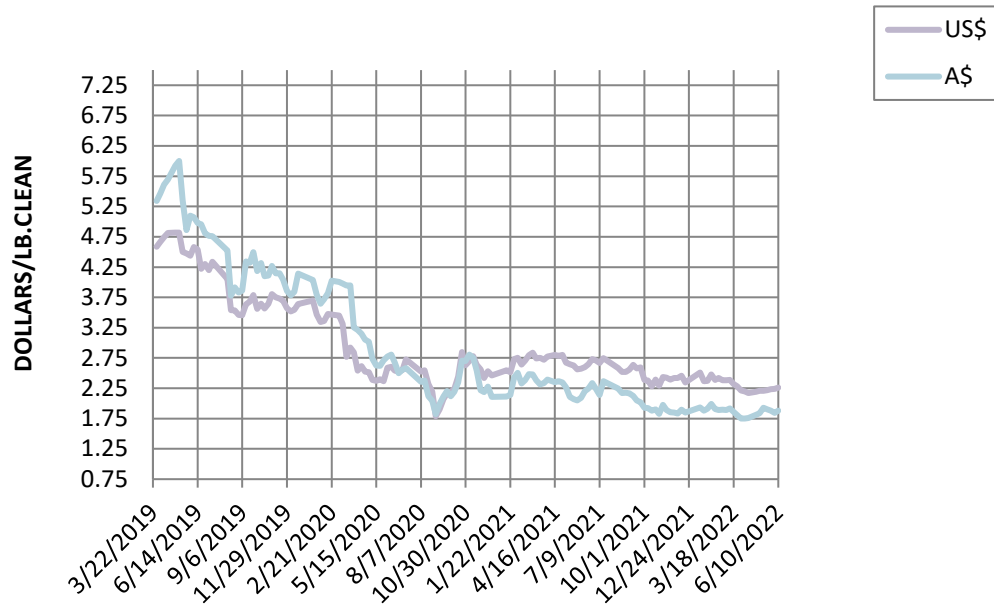
24 MICRON MARKET INDICATOR A\$ vs US\$



25 MICRON MARKET INDICATOR A\$ vs US\$

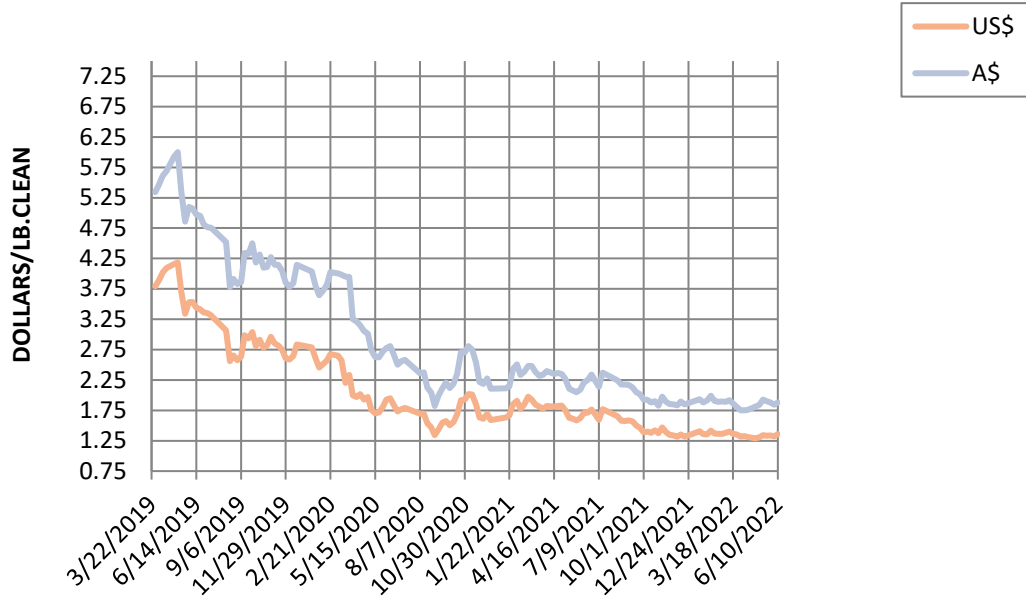


26 MICRON MARKET INDICATOR A\$ vs US\$



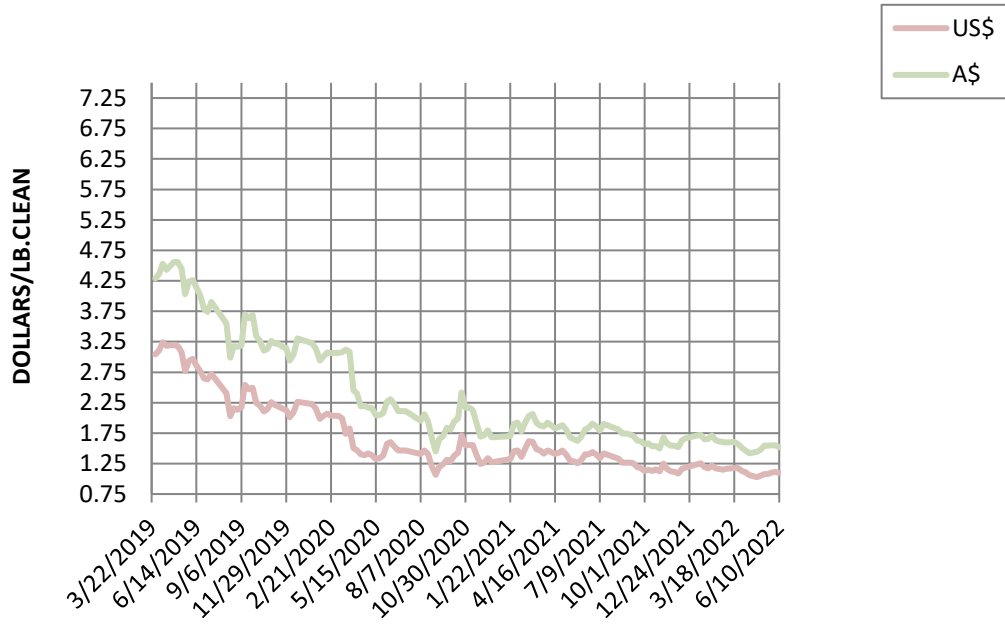
28 MICRON MARKET INDICATOR

A\$ vs US\$



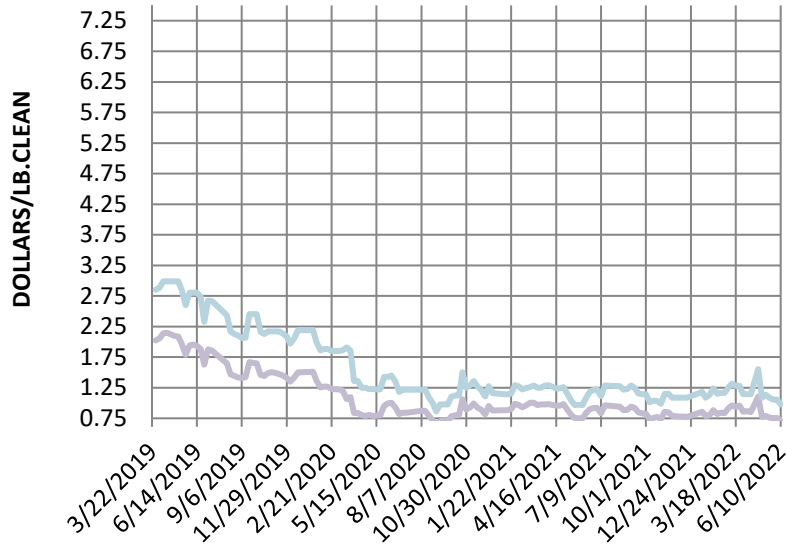
30 MICRON MARKET INDICATOR

A\$ vs US\$



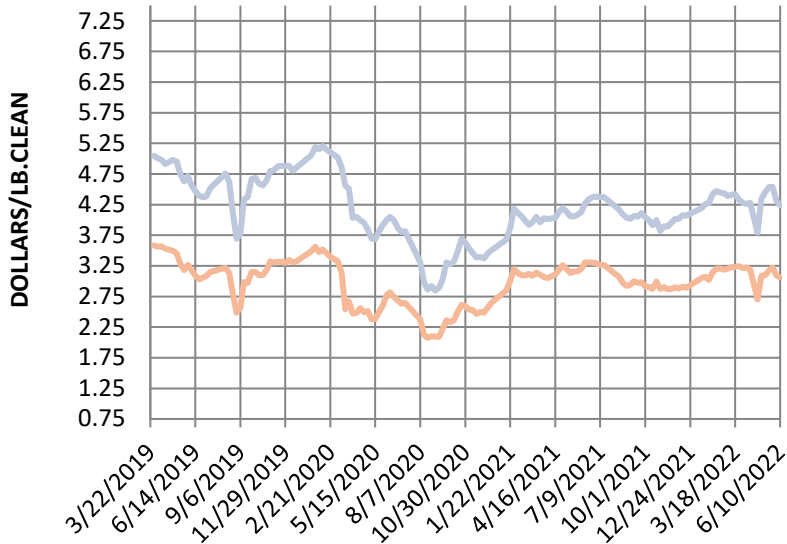
32 MICRON MARKET INDICATOR

A\$ vs US\$

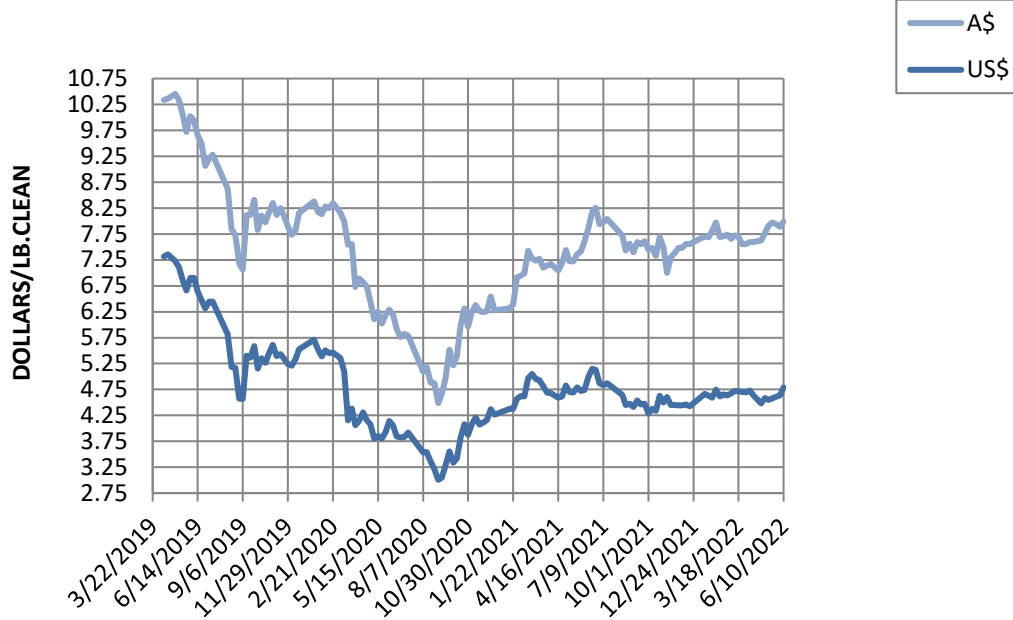


MC MICRON MARKET INDICATOR

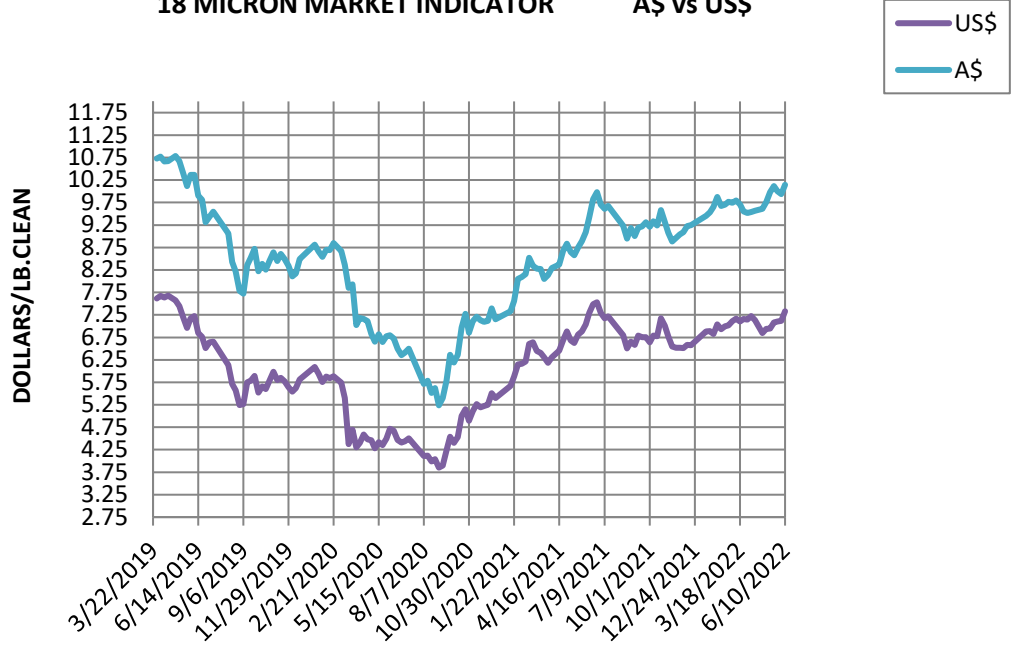
A\$ vs US\$



19 MICRON MARKET INDICATOR A\$ vs US\$



18 MICRON MARKET INDICATOR A\$ vs US\$



17 MICRON MARKET INDICATOR

A\$ vs US\$

